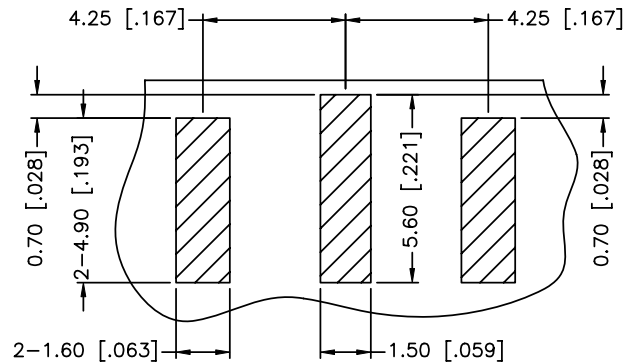
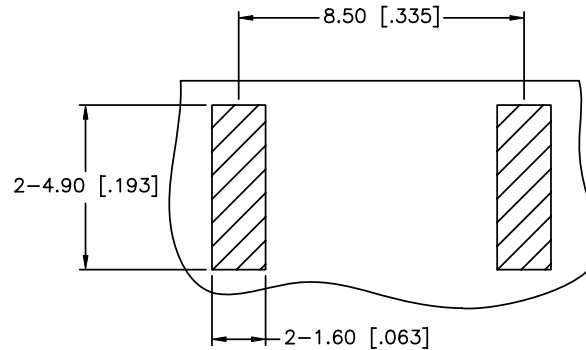


REV.	DATE	ECR NO.	DESCRIPTION
NC	03/24/12	XXXXXX	INITIAL RELEASE

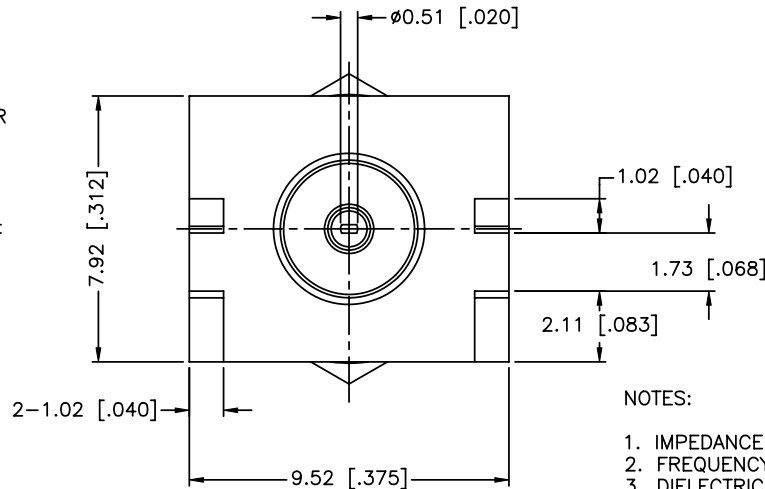
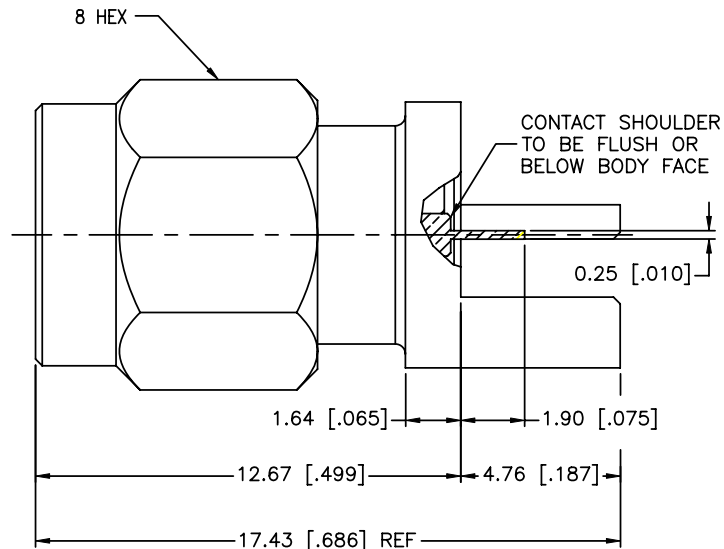
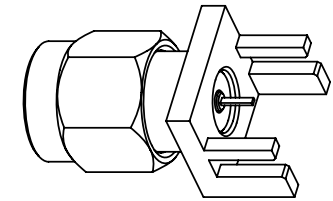


TOP VIEW

RECOMMENDED PCB LAYOUT



BOTTOM VIEW



NOTES:

1. IMPEDANCE: 50 OHM
2. FREQUENCY RANGE: DC-18 GHZ
3. DIELECTRIC WITHSTANDING VOLTAGE: 1000 VRMS, MIN.
4. DURABILITY: 500 CYCLES MIN.
5. TEMPERATURE RANGE: -65°C TO +165°C
6. CONTACT PIN MUST WITHSTAND 6 LBS MIN. AXIAL IN BOTH DIRECTIONS AND 4 IN-OZ MIN. RADIAL FORCE.
7. BOARD THICKNESS=1.57 MM [.062"]

DESCRIPTION	MATERIAL	FINISH	QTY
6 RETAINING RING	STAINLESS STEEL	NATURAL	1
5 GASKET	SILICONE RUBBER	RED	1
4 SHELL	BRASS	GOLD	1
3 CONTACT PIN	BRASS	GOLD	1
2 INSULATOR	PTFE	NATURAL	1
1 BODY	BRASS	GOLD	1

UNLESS OTHERWISE SPECIFIED DIMENSIONS ARE IN MILLIMETERS. DIMENSIONS IN [] ARE IN INCHES AND FOR CUSTOMER REFERENCE ONLY.

UNLESS OTHERWISE SPECIFIED TOLERANCES FOR MILLIMETERS ARE:
0.5 - 8mm ± 0.20mm
8 - 30mm ± 0.40mm
30 - 120mm ± 0.50mm

UNLESS OTHERWISE SPECIFIED TOLERANCES FOR INCHES ARE:
.020 - .315 = ± 0.007"
.315 - 1.180 = ± 0.015"
1.180 - 4.724 = ± 0.020"

DO NOT SCALE DRAWING

APPROVALS	DATE
DRAWN I.XU	03/24/12
CHECKED	
ISSUED	
SHEET 1 OF 1	
CAD FILE	C:/CONNEX/132365-10.DWG

Amphenol Connex

PART DESCRIPTION
SMA END LAUNCH PLUG RECEPTACLE, FLUSH FLANGE (.062" BOARD THICKNESS), FLAT TAB CONTACT

PART NO.
132365-10

DWG. NO. 132365-10 REV. NC SIZE A SCALE NA