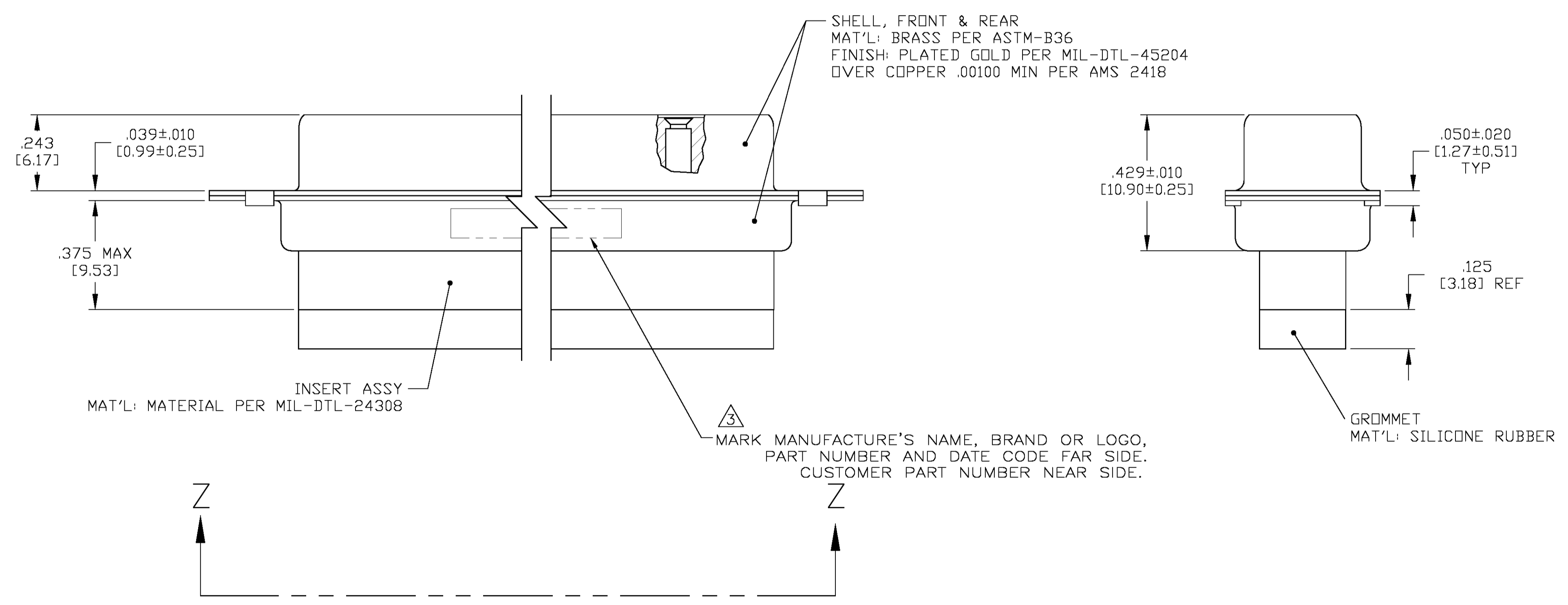
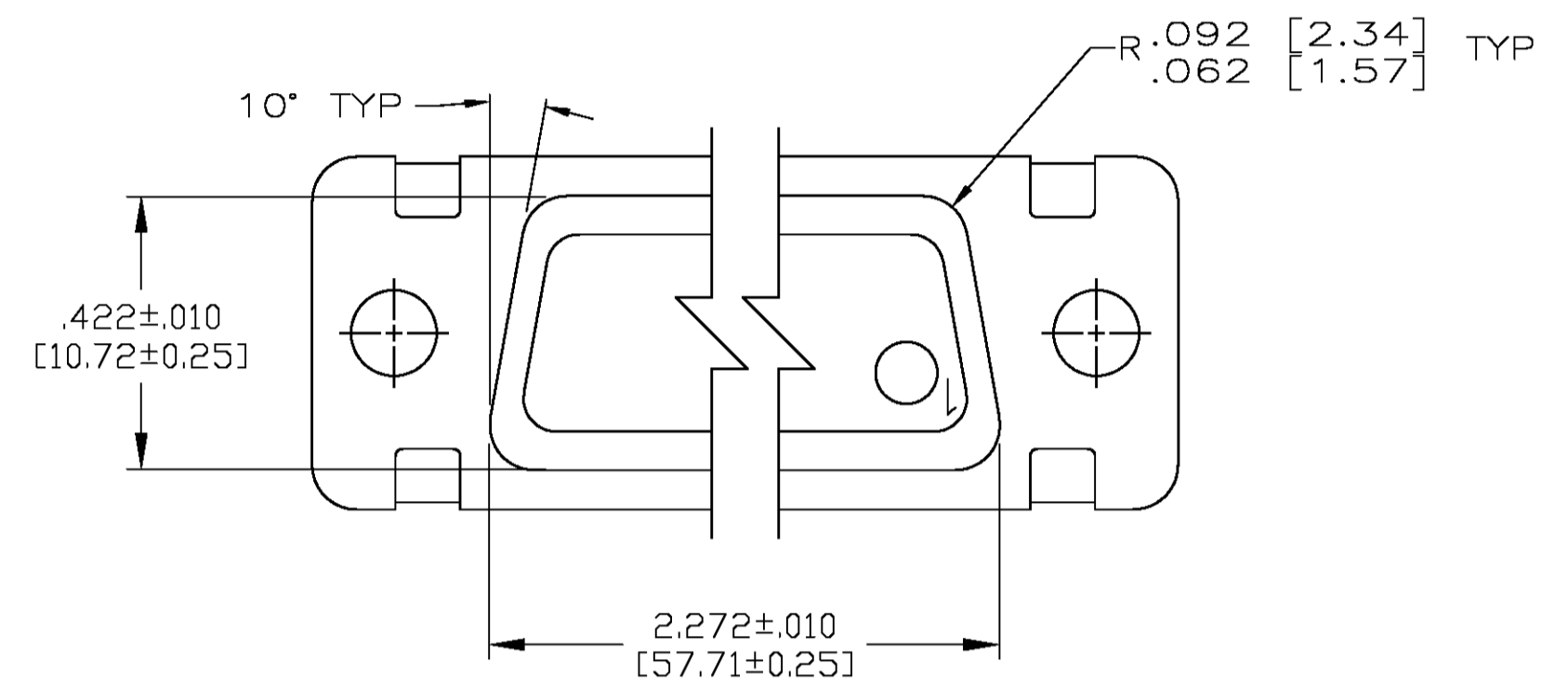
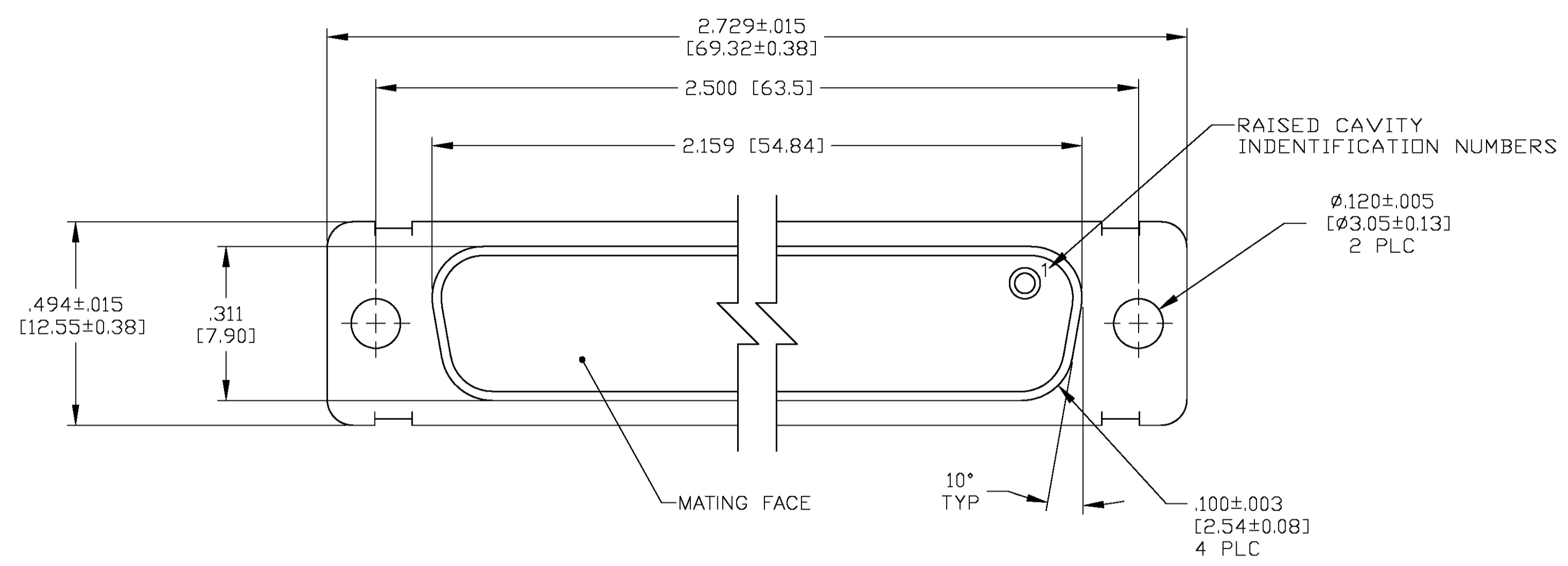


REVISIONS					
REV	DATE	DESCRIPTION	BY	CHK	APPV
K	10-2-17	REV PER ECO 17-014410	CT	DM	



- THIS CONNECTOR ASSEMBLY IS SUPPLIED WITH Be Cu CONTACT RETENTION CLIPS INSTALLED IN THE INSERT ASSEMBLY.
- THIS CONNECTOR ASSEMBLY MATES WITH ANY PLUG CONNECTOR WITH THE SAME INSERT ARRANGEMENT AND DIMENSIONAL REQUIREMENTS PER MIL-C-24308.
- MARKED WITH .047 [1.19]-.062 [1.57] HIGH CHARACTERS. FAR SIDE REFERS TO THE WIDE SIDE OF THE KEYSTONE. NEAR SIDE REFERS TO THE NARROW SIDE OF THE KEYSTONE.
- MAXIMUM WIRE INSULATION TO BE USED WITH THIS CONNECTOR ASSEMBLY IS .068 [1.73] DIAMETER.
- SPECIAL REQUIREMENTS PER BOEING 1A01 DOCUMENT.
- BUILT TO ORDER, NO INVENTORY OF THIS PART NUMBER IS TO BE KEPT. SINGLE LOT DATE CODE REQUIRED.

REMARKS	CUSTOMER MARKING	PART NUMBER
△6 △7	1A01-024RHW	1-211636-1
--	---	211636-4
△6 △7	1A01-024RHA	211636-1

THIS DRAWING IS A CONTROLLED DOCUMENT.

MANUNATH G.M. 28-May-15  
 CHARLES THOMAS 28-May-15  
 CHARLES THOMAS 28-May-15

TE Connectivity

RECEPTACLE ASSEMBLY, AMPLIMITE, 37 POSITION, SIZE 4, SERIES 109, NON-MAGNETIC

WEIGHT: 0.000000 A1 00779 C=211636

CUSTOMER DRAWING SCALE: 4:1 SHEET 1 OF 1 REV K