


High Frequency Ceramic Solutions

LTE Multi-Band Ceramic Antenna, SMD. Ideal for Cellular, IoT, CAT M1, and NB (Narrow Band) Applications P/N: 0830AT54A2200

Detail Specification: 4/6/2020

Page 1 of 10

General Specifications		
Part Number	0830AT54A2200	
Operating Frequencies	Tuning Version 1	Tuning Version 2
Frequency (MHz)	700 - 800	824 - 960
	1700 - 2100	1710 - 2690
	Antenna-Switch Solution*	
	700 - 960, GPS/GLONASS, 1710 - 2200, 2400 - 2480	
Return Loss (dB)	3.5 min.	4.5 min.
Peak Gain <small>measured on EB1/2</small>	2.0 typ. (dBi)	2.0 typ. (dBi)
Average Gain <small>measured on EB1/2</small>	-1.6 typ. (dBi)	-1.0 typ. (dBi)
Power Capacity (W)	3 max. (CW)	
Quantity/Reel	500	
Operating Temperature	-40°C to +85°C (may be expanded, ask us how)	
Storage Conditions for unused product on T&R and max shelf period	+5 to +35 °C Humidity 45 - 75%RH 18 mos. max	



Need help with the antenna layout or performance?
We offer 2 free layout/optimization reviews!
Contact our applications engineers at:
<https://www.johansontechnology.com/ask-a-question>

*All frequencies can be achieved in a combined antenna and switch solution. More information can be found in our Application Note 90 (Page 10)

Part Number Explanation				
P/N Suffix	Packing Style	Bulk	Suffix = S	e.g. 0830AT54A2200S
		T & R	Suffix = E	e.g. 0830AT54A2200E
		100% Tin	Suffix = None	e.g. 0830AT54A2200(E or S)
Evaluation Boards	Tuning Version 1: 0830AT54A2200-EB1SMA (large)		Tuning Version 2: 0830AT54A2200-EB2SMA (large)	
	Tuning Version 1: 0830AT54A2200-EB3SMA (small)		Tuning Version 2: 0830AT54A2200-EB4SMA (small)	

Mechanical Dimensions		
	In	mm
L	0.591 ± 0.008	15.00 ± 0.2
W	0.157 ± 0.008	4.00 ± 0.2
T	0.059 ± 0.008	1.50 ± 0.2
a	0.039 ± 0.012	1.00 ± 0.3

Side View

Top View

Bottom View

Terminal Configuration	
No.	Function
1	FEED
2	NC

Pin 2 must be soldered onto the PCB for mechanical stability

Johanson Technology, Inc. reserves the right to make design changes without notice.
All sales are subject to Johanson Technology, Inc. terms and conditions.



<https://www.johansontechnology.com>

4001 Calle Tecate • Camarillo, CA 93012 • TEL 805.389.1166 FAX 805.389.1821

Ver. 2.1

2020 Johanson Technology, Inc. All Rights Reserved

High Frequency Ceramic Solutions

LTE Multi-Band Ceramic Antenna, SMD. Ideal for Cellular, IoT, CAT M1, and NB (Narrow Band) Applications P/N: 0830AT54A2200

Detail Specification: 4/6/2020

Page 2 of 10

Mounting Style, Small: Tuning versions 1 and 2

Orderable p/ns

Tuning Version 1: 0830AT54A2200-EB3SMA (small)

Tuning Version 2: 0830AT54A2200-EB4SMA (small)

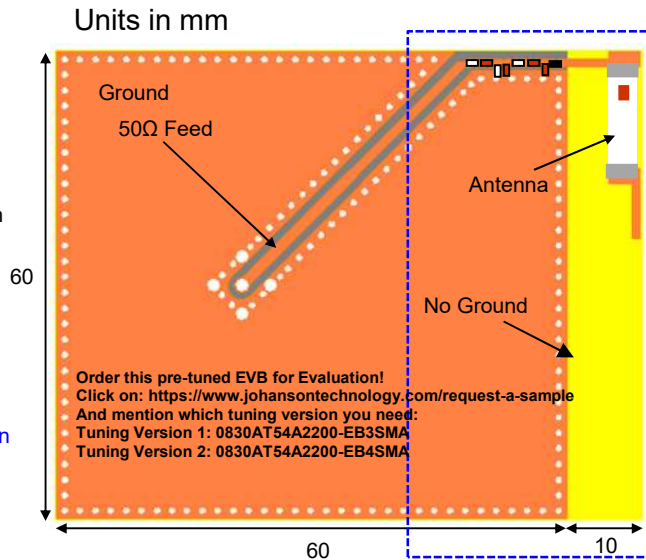
EB3SMA and EB4SMA are evaluation boards which overall size is reduced to demonstrate that this antenna can operate at reduced form factors. Go to page for the larger form factor sizes/examples

Would you like the layout file or us to review your layout?

Contact us by clicking on the link below:

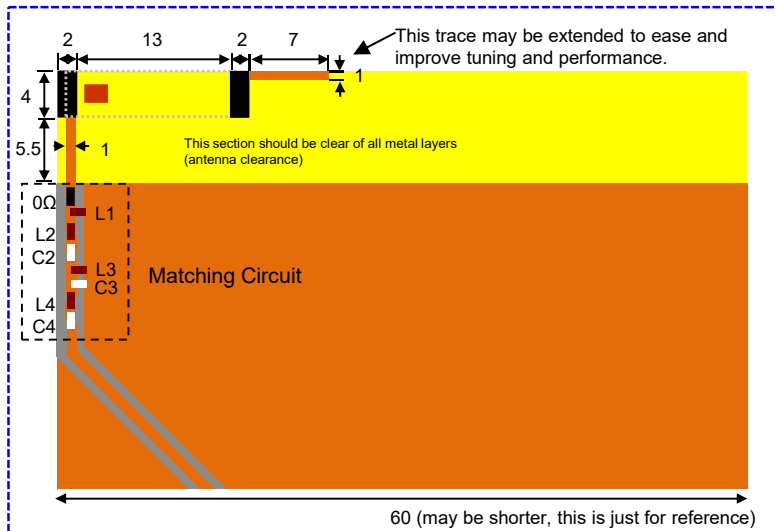
<https://www.johansontechnology.com/ask-a-question>

These are the layout recommendations for both tuning versions 1 and 2



Units in mm

It is recommended that the designer leave available slots for the topology of the network to the right. These particular antenna matching values are used when antenna is mounted on Johanson's evaluation board. The matching values on client's PCB will be different, just leave them empty until final assembly, then tune.



Johanson Technology, Inc. reserves the right to make design changes without notice.
All sales are subject to Johanson Technology, Inc. terms and conditions.



<https://www.johansontechnology.com>

4001 Calle Tecate • Camarillo, CA 93012 • TEL 805.389.1166 FAX 805.389.1821

Ver. 2.1

2020 Johanson Technology, Inc. All Rights Reserved

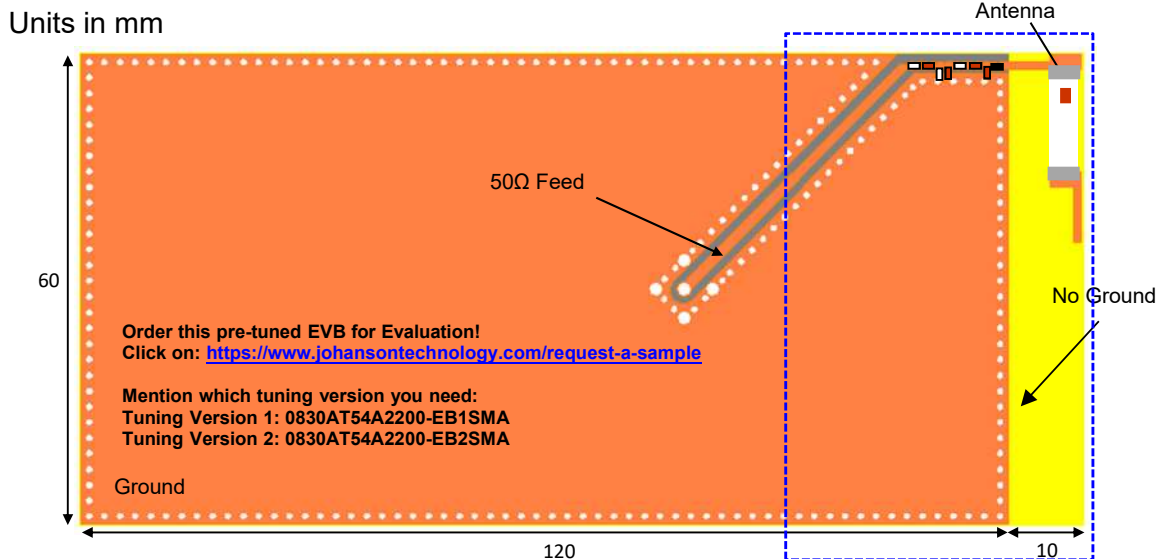
High Frequency Ceramic Solutions

LTE Multi-Band Ceramic Antenna, SMD. Ideal for Cellular, IoT, CAT M1, and NB (Narrow Band) Applications P/N: 0830AT54A2200

Detail Specification: 4/6/2020

Page 3 of 10

Mounting Style, Standard: Tuning versions 1 and 2



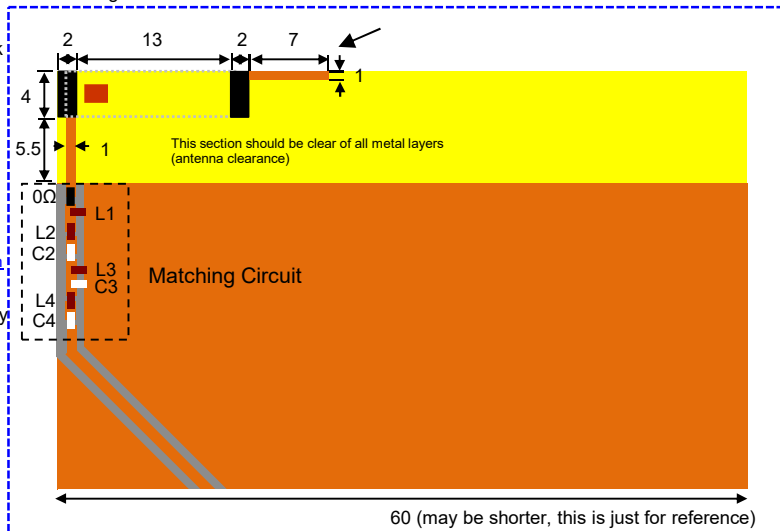
Units in mm

These are the layout recommendations for both tuning versions 1 and 2

It is recommended that the designer leave available slots for the topology of the network to the right. These particular antenna matching values are used when antenna is mounted on Johanson's evaluation board. The matching values on client's PCB will be different, just leave them empty until final assembly, then tune. Want us to tune it for you and need layout optimization?

<https://www.johansontechnology.com/ask-a-question>

Would you like the layout file so you can copy and paste to your design? Having antenna tuning issues? Contact us by clicking on the link above



Johanson Technology, Inc. reserves the right to make design changes without notice.
All sales are subject to Johanson Technology, Inc. terms and conditions.



<https://www.johansontechnology.com>

4001 Calle Tecate • Camarillo, CA 93012 • TEL 805.389.1166 FAX 805.389.1821

Ver. 2.1

2020 Johanson Technology, Inc. All Rights Reserved

High Frequency Ceramic Solutions

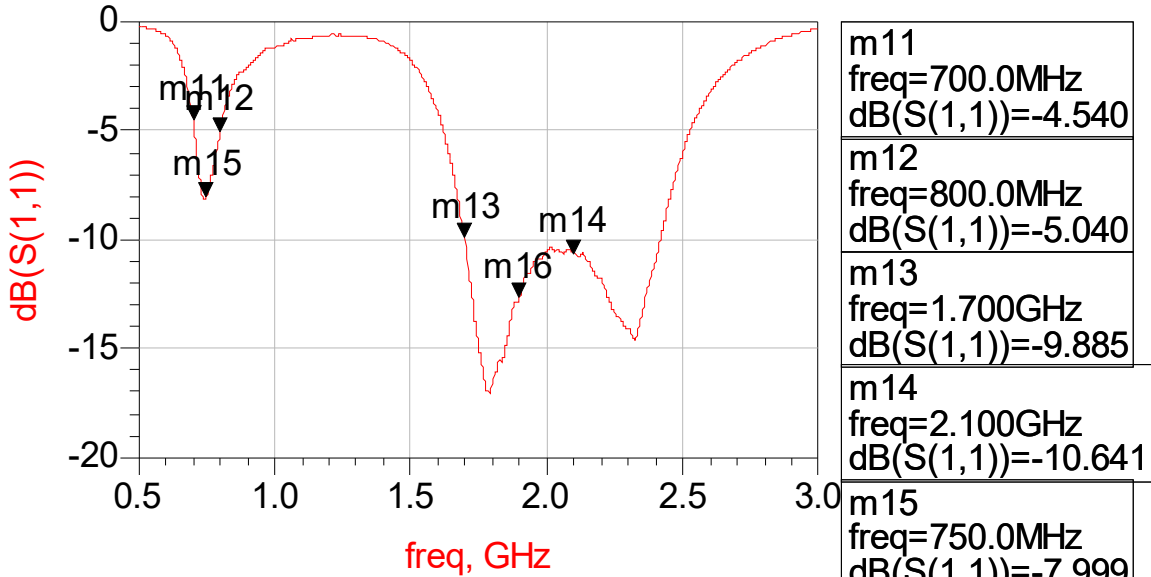
LTE Multi-Band Ceramic Antenna, SMD. Ideal for Cellular, IoT, CAT M1, and NB (Narrow Band) Applications

Detail Specification: 4/6/2020

Page 4 of 10

Typical Electrical Characteristics (T=25°C) Tuning Version 1

Tuning Version 1: Evaluation Board p/n: 0830AT54A2200-EB1SMA



To order a pre-tuned 50Ω EVB with a female SMA connector for "Tuning Version 1" click here: <https://www.johansontechnology.com/request-a-sample>
Reference p/n: 0830AT54A2200-EB1SMA

Johanson Technology, Inc. reserves the right to make design changes without notice.
All sales are subject to Johanson Technology, Inc. terms and conditions.



<https://www.johansontechnology.com>

4001 Calle Tecate • Camarillo, CA 93012 • TEL 805.389.1166 FAX 805.389.1821

Ver. 2.1

2020 Johanson Technology, Inc. All Rights Reserved

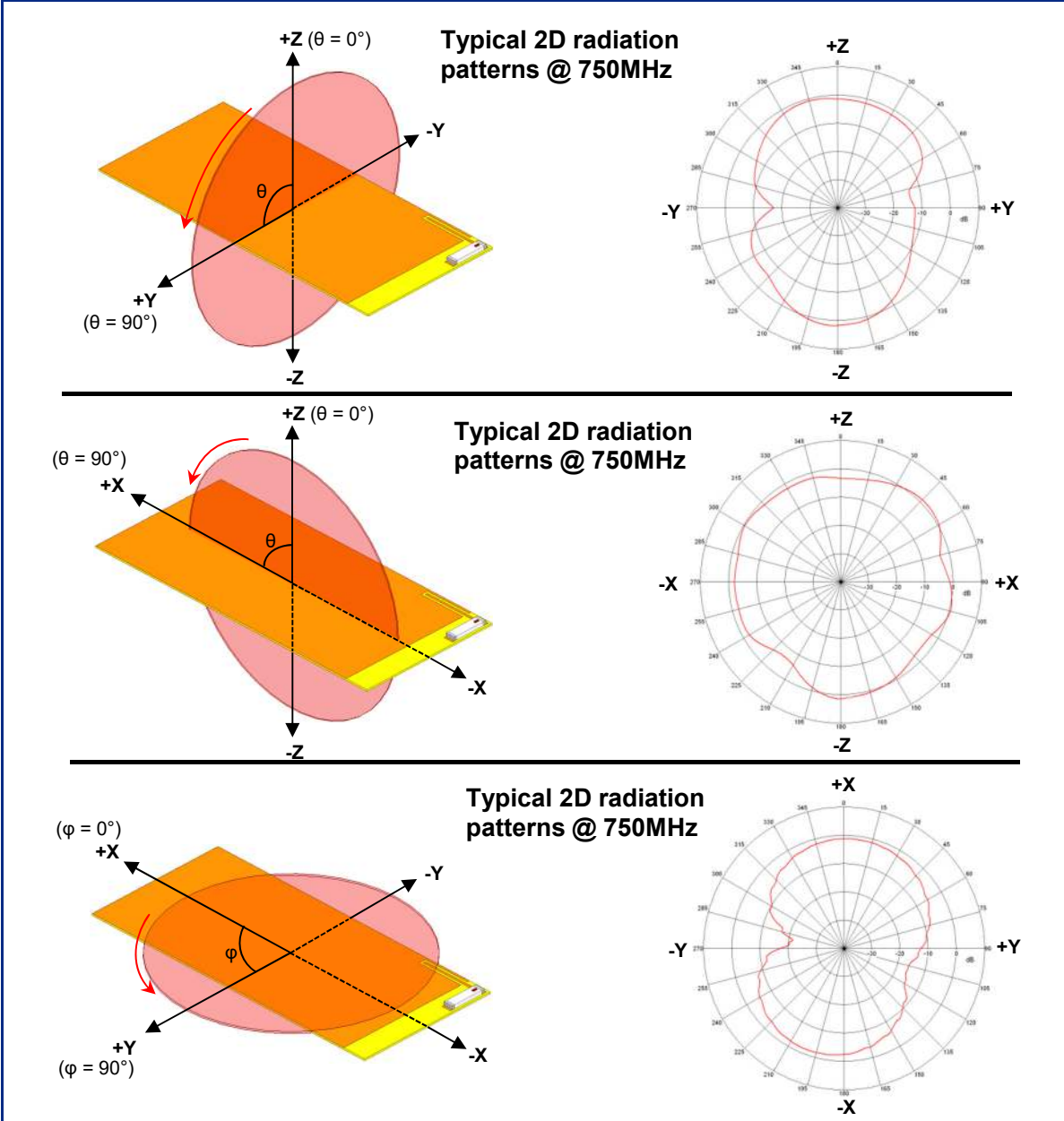
High Frequency Ceramic Solutions

LTE Multi-Band Ceramic Antenna, SMD. Ideal for Cellular, IoT, CAT M1, P/N: 0830AT54A2200 and NB (Narrow Band) Applications

Detail Specification: 4/6/2020

Page 5 of 10

Tuning Version 1: Radiation pattern and gain for P/N 0830AT54A2200-EB1SMA (Low Band)



Johanson Technology, Inc. reserves the right to make design changes without notice.
All sales are subject to Johanson Technology, Inc. terms and conditions.



<https://www.johansontechnology.com>

4001 Calle Tecate • Camarillo, CA 93012 • TEL 805.389.1166 FAX 805.389.1821

Ver. 2.1

2020 Johanson Technology, Inc. All Rights Reserved

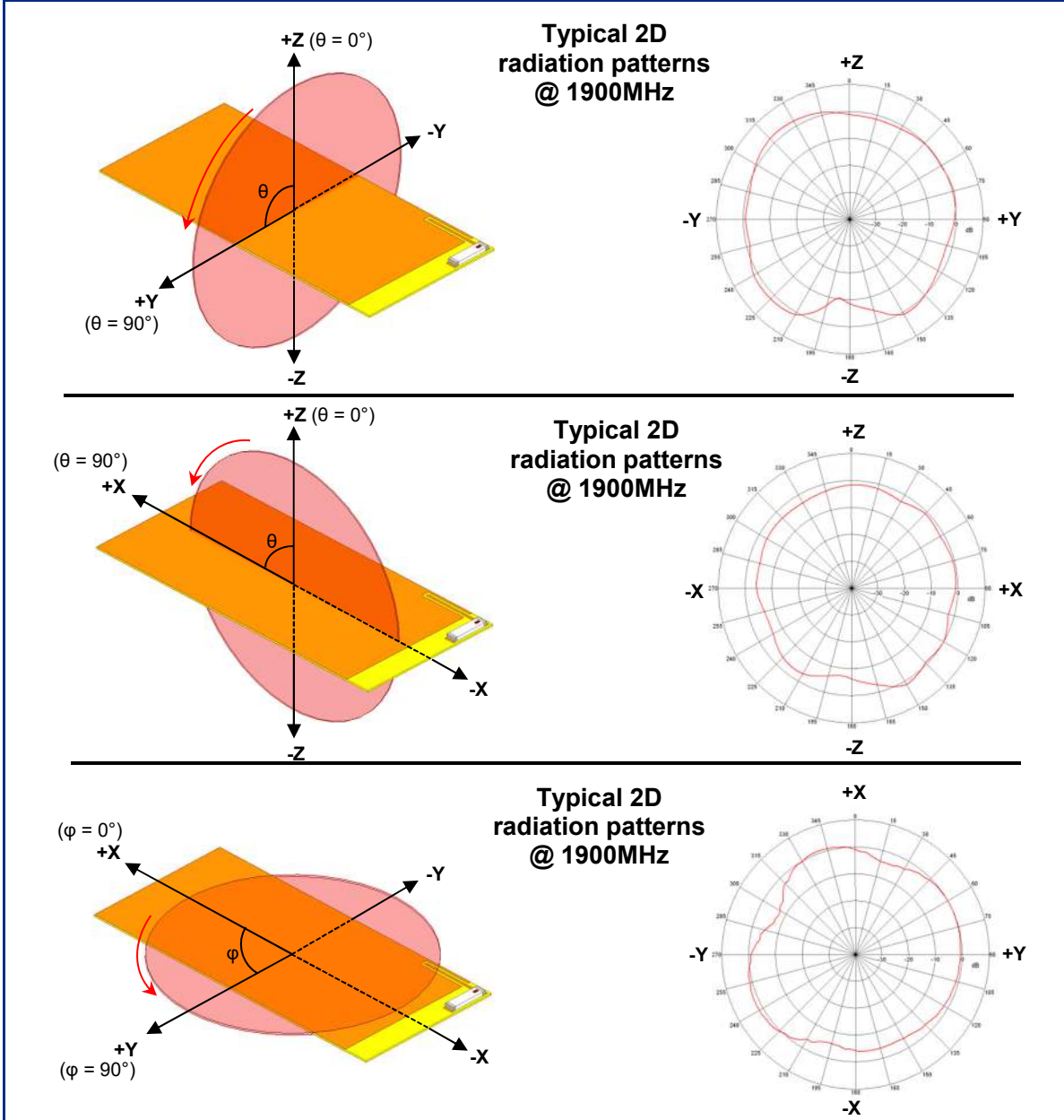
High Frequency Ceramic Solutions

LTE Multi-Band Ceramic Antenna, SMD. Ideal for Cellular, IoT, CAT M1, and NB (Narrow Band) Applications P/N: 0830AT54A2200

Detail Specification: 4/6/2020

Page 6 of 10

Tuning Version 1: Radiation pattern and gain for P/N 0830AT54A2200-EB1SMA (High Band)



Johanson Technology, Inc. reserves the right to make design changes without notice.
All sales are subject to Johanson Technology, Inc. terms and conditions.

High Frequency Ceramic Solutions

LTE Multi-Band Ceramic Antenna, SMD. Ideal for Cellular, IoT, CAT M1, and NB (Narrow Band) Applications

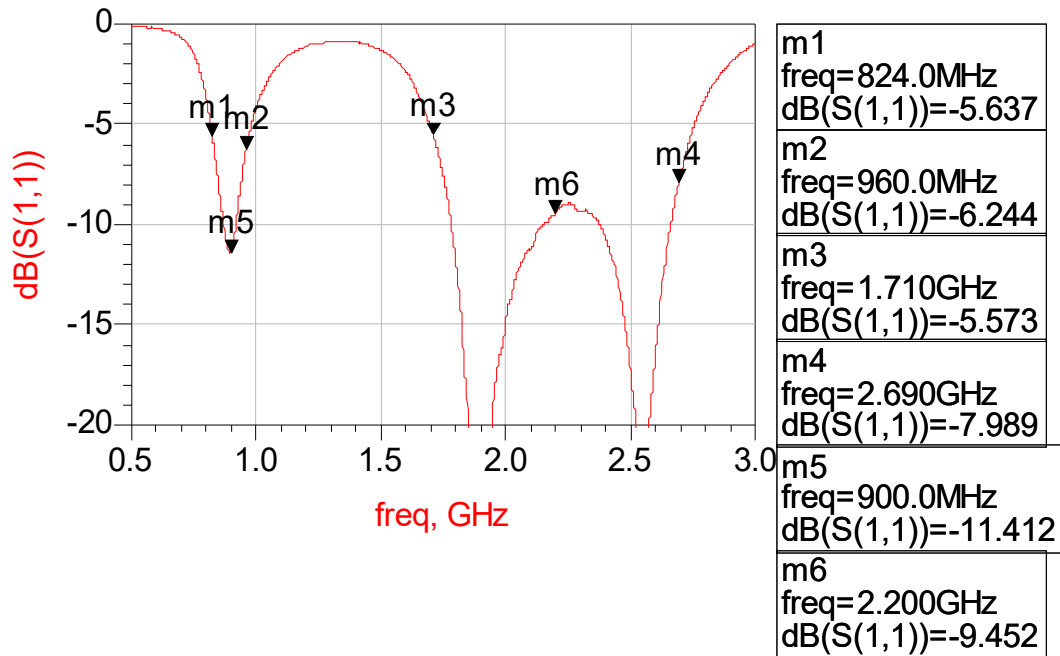
P/N: 0830AT54A2200

Detail Specification: 4/6/2020

Page 7 of 10

Typical Electrical Characteristics (T=25°C) Tuning Version 2

Tuning Version 2: Evaluation Board p/n: 0830AT54A2200-EB2SMA



To order a pre-tuned 50 Ω EVB with a female SMA connector for "Tuning Version 2" click here: <https://www.johansontechnology.com/request-a-sample>
Reference p/n: 0830AT54A2200-EB2SMA

Johanson Technology, Inc. reserves the right to make design changes without notice.
All sales are subject to Johanson Technology, Inc. terms and conditions.



<https://www.johansontechnology.com>

4001 Calle Tecate • Camarillo, CA 93012 • TEL 805.389.1166 FAX 805.389.1821

Ver. 2.1

2020 Johanson Technology, Inc. All Rights Reserved

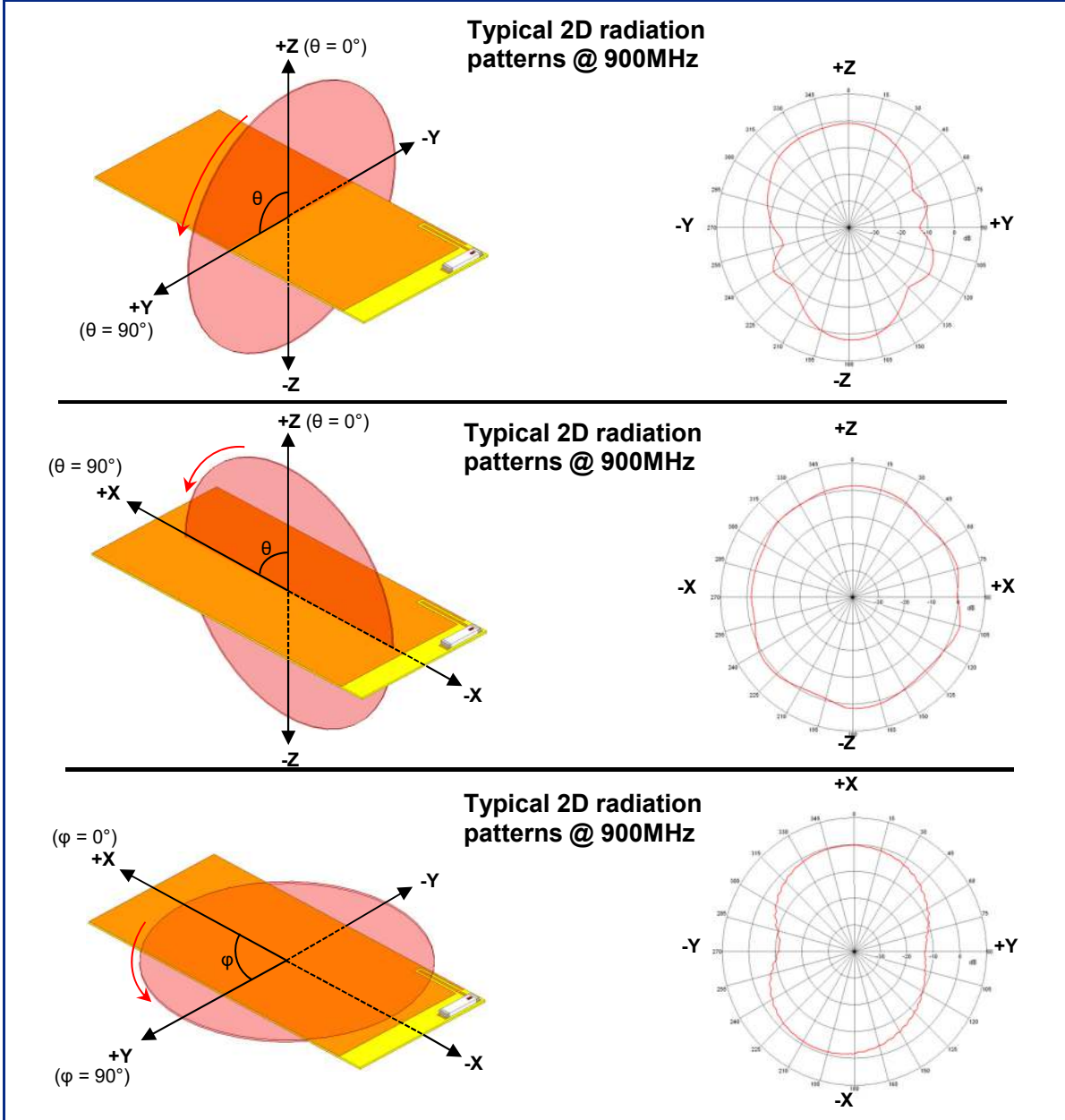
High Frequency Ceramic Solutions

LTE Multi-Band Ceramic Antenna, SMD. Ideal for Cellular, IoT, CAT M1, P/N: 0830AT54A2200 and NB (Narrow Band) Applications

Detail Specification: 4/6/2020

Page 8 of 10

Tuning Version 2: Radiation pattern and gain for P/N 0830AT54A2200-EB2SMA (Low Band)



Johanson Technology, Inc. reserves the right to make design changes without notice.
All sales are subject to Johanson Technology, Inc. terms and conditions.



<https://www.johansontechnology.com>

4001 Calle Tecate • Camarillo, CA 93012 • TEL 805.389.1166 FAX 805.389.1821

Ver. 2.1

2020 Johanson Technology, Inc. All Rights Reserved

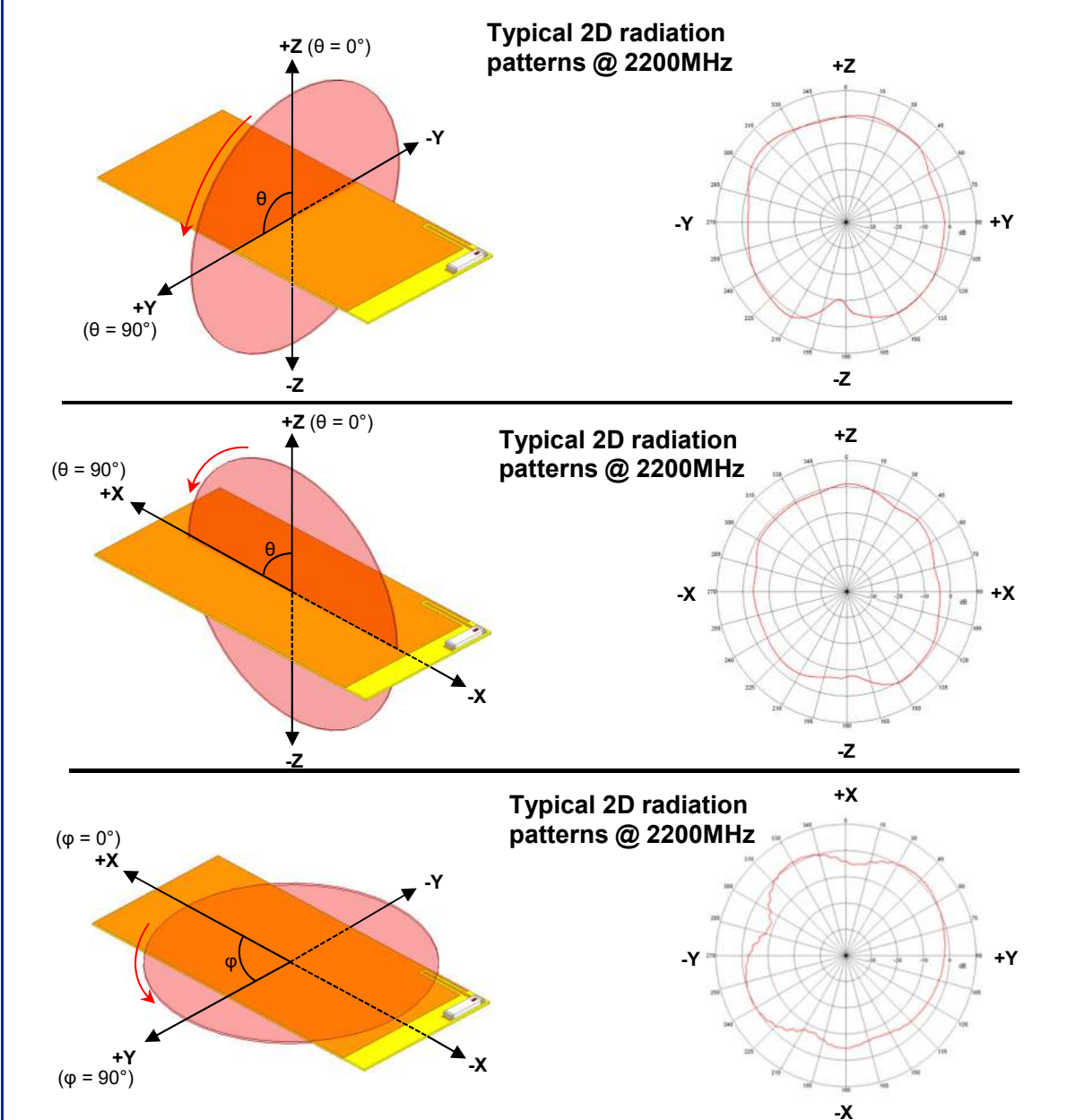
High Frequency Ceramic Solutions

LTE Multi-Band Ceramic Antenna, SMD. Ideal for Cellular, IoT, CAT M1, P/N: 0830AT54A2200 and NB (Narrow Band) Applications

Detail Specification: 4/6/2020

Page 9 of 10

Tuning Version 2: Radiation pattern and gain for P/N 0830AT54A2200-EB2SMA (High Band)



Johanson Technology, Inc. reserves the right to make design changes without notice.
All sales are subject to Johanson Technology, Inc. terms and conditions.



<https://www.johansontechnology.com>

4001 Calle Tecate • Camarillo, CA 93012 • TEL 805.389.1166 FAX 805.389.1821

Ver. 2.1

2020 Johanson Technology, Inc. All Rights Reserved

High Frequency Ceramic Solutions

LTE Multi-Band Ceramic Antenna, SMD. Ideal for Cellular, IoT, CAT M1, and NB (Narrow Band) Applications P/N: 0830AT54A2200

Detail Specification: 4/6/2020

Page 10 of 10

IoT Multi-band Solution Application Note 90

<https://johansontechnology.com/downloads/iot-multiband-antenna-solution.pdf>

Antenna tuning, optimization, and validation services:

<https://www.johansontechnology.com/ipc-antenna-services>

For more antennas and to download measured S-parameters, go to:

<https://www.johansontechnology.com/antennas>

Soldering Information

<https://www.johansontechnology.com/ipcsoldering-profile>

MSL Info

<https://www.johansontechnology.com/msl-rating>

Packaging information

<https://www.johansontechnology.com/tape-reel-packaging>

For layout review contact our Applications Team at:

<https://www.johansontechnology.com/ask-a-question>

RoHS Compliance

<https://www.johansontechnology.com/rohs-compliance>

Would you like us to review your layout for free? Need an embedded antenna recommendation for your application?

Contact us at:

<https://www.johansontechnology.com/ask-a-question>

Johanson Technology, Inc. reserves the right to make design changes without notice.

All sales are subject to Johanson Technology, Inc. terms and conditions.



<https://www.johansontechnology.com>
4001 Calle Tecate • Camarillo, CA 93012 • TEL 805.389.1166 FAX 805.389.1821

Ver. 2.1

2020 Johanson Technology, Inc. All Rights Reserved