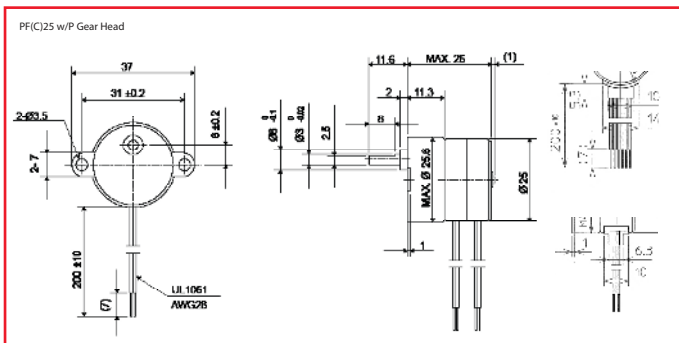


Specifications

Specification	Unit	PF(C)25-24				PF(C)25-48			
Type of Winding		Unipolar		Bipolar		Unipolar		Bipolar	
Excitation Mode*		Full step (2-2)				Full step (2-2)			
Step Angle	°	15 ±5%				7.5 ±5%			
Steps Per Revolution*		24				48			
Winding		C	D	P	Q	C	D	P	Q
Rated Voltage	V	12	5	12	5	12	5	12	5
Resistance	Ω	120	16	122	15	120	16	122	15
Inductance	mH	34	4.5	66	8	37	5	81	10
Holding Torque*	mN-m	8	8	10	10	10	10	12	12
Rotor Inertia	kg-m ²	1.0 x 10 ⁻⁷				1.0 x 10 ⁻⁷			
Starting Pulse Rate*	pps	490				790			
Slewing Pulse Rate*	pps	900							
Operating Temp. Range	°C	-10 to +50							
Temperature Rise*	K	70							
Weight	g	35							

Dimensions of Geared Model



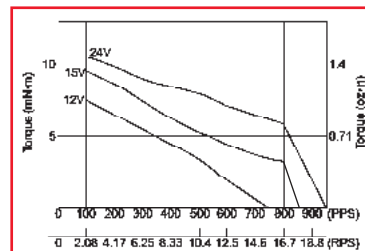
Gear Ratio	6/25	1/5	3/25	1/10	2/25	1/15	3/50	1/20
Ordinary Gear Strength	20mN-m				50mN-m			
Destruction Gear Strength	60mN-m				150mN-m			

Gear Ratio	1/25	1/30	1/50	1/60	2/125	1/75
Ordinary Gear Strength	70mN-m					
Destruction Gear Strength	210mN-m					

Gear Ratio	1/100	1/120	1/125	1/150	1/200	1/250	1/300
Ordinary Gear Strength	100mN-m						
Destruction Gear Strength	300mN-m						

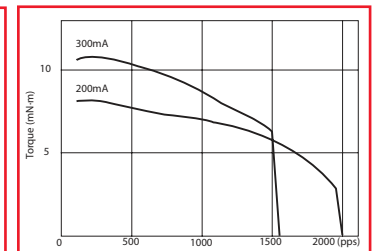
Torque Curve (pull-out torque)*

Bipolar Constant Voltage (48P1)



Coil Resistance: 122Ω

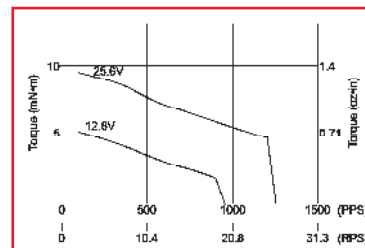
Bipolar Constant Current (48R1)



Coil Resistance: 35Ω

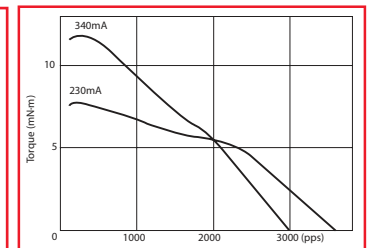
Supply Voltage: 24V

Unipolar Constant Voltage (48C1)



Coil Resistance: 120Ω

Unipolar Constant Current (48H1)



Coil Resistance: 34Ω

Supply Voltage: 24V

All tin-can motor specifications are based on full-step constant voltage operation.

Magnet type: Anisotropic

*Torque curves are for reference only and are not guaranteed