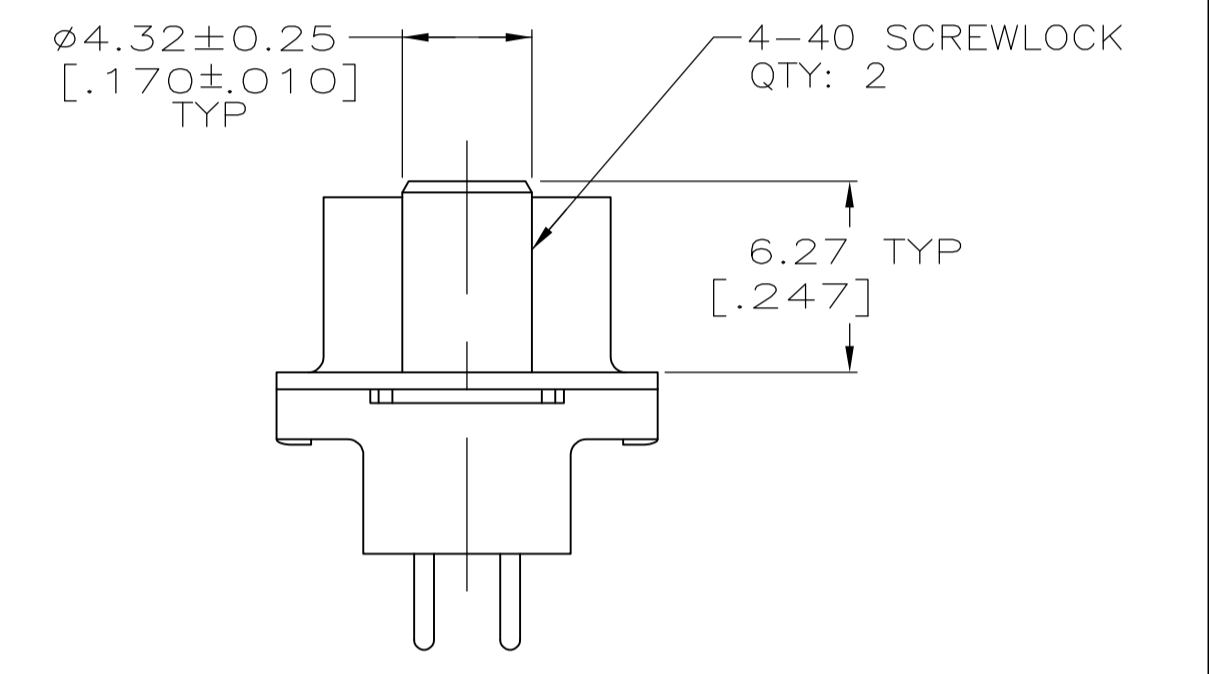
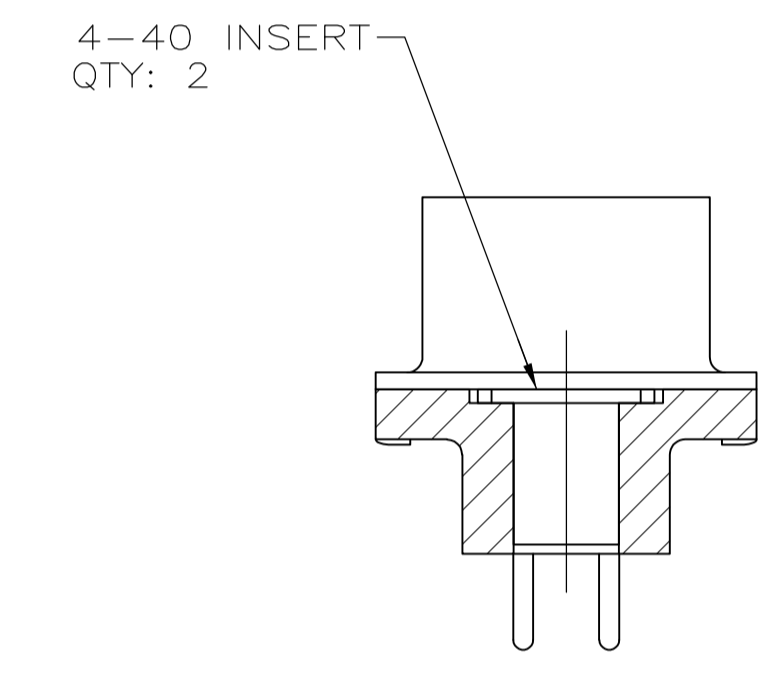
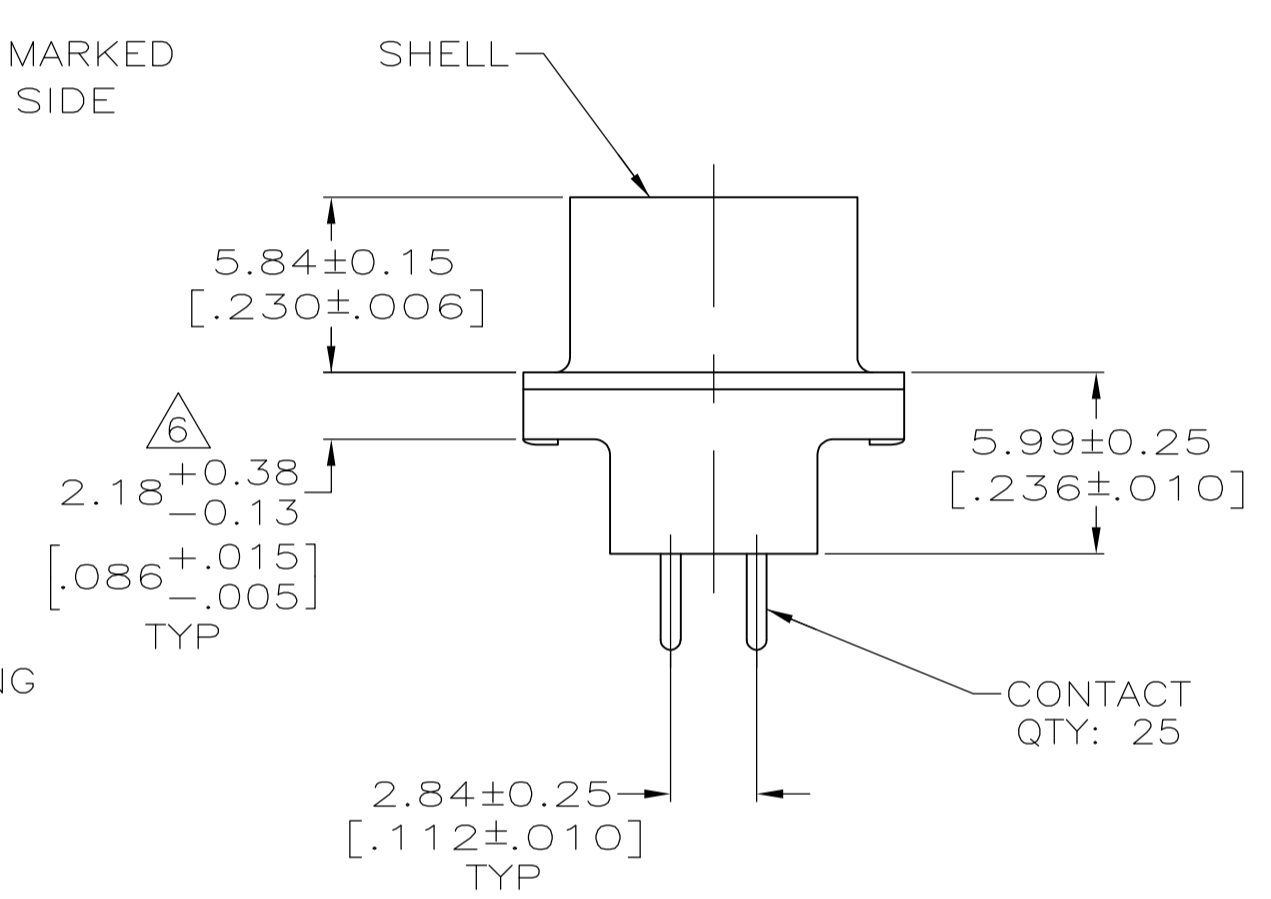
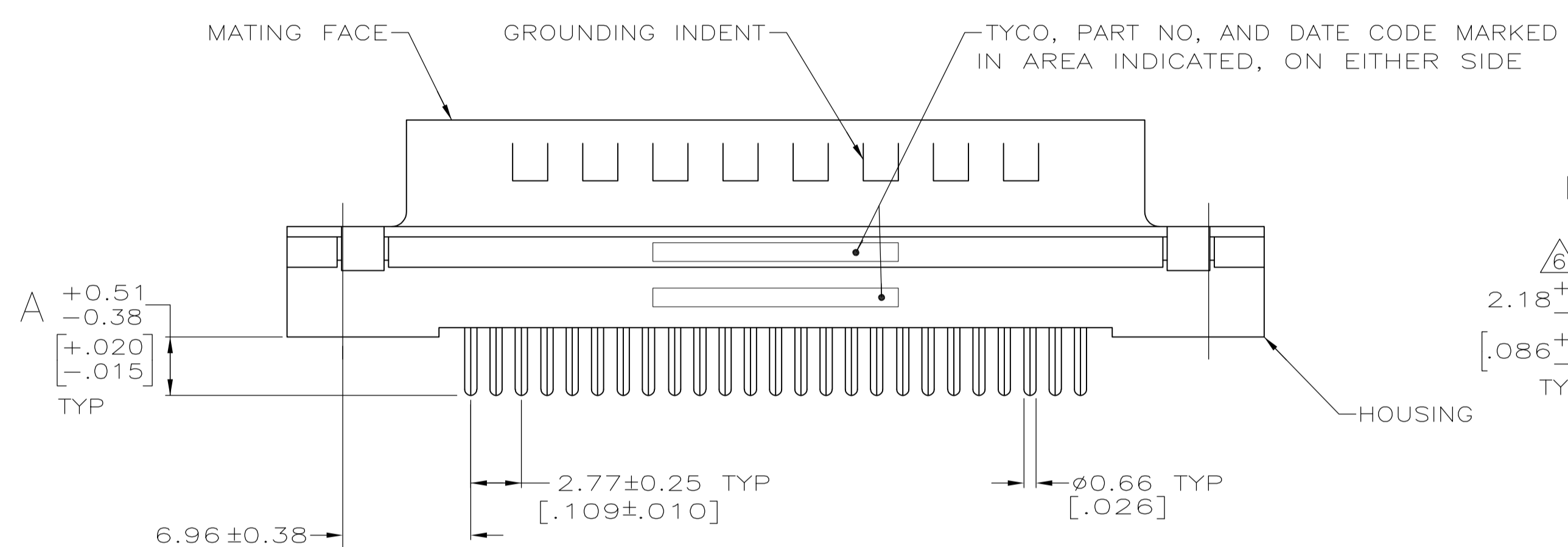
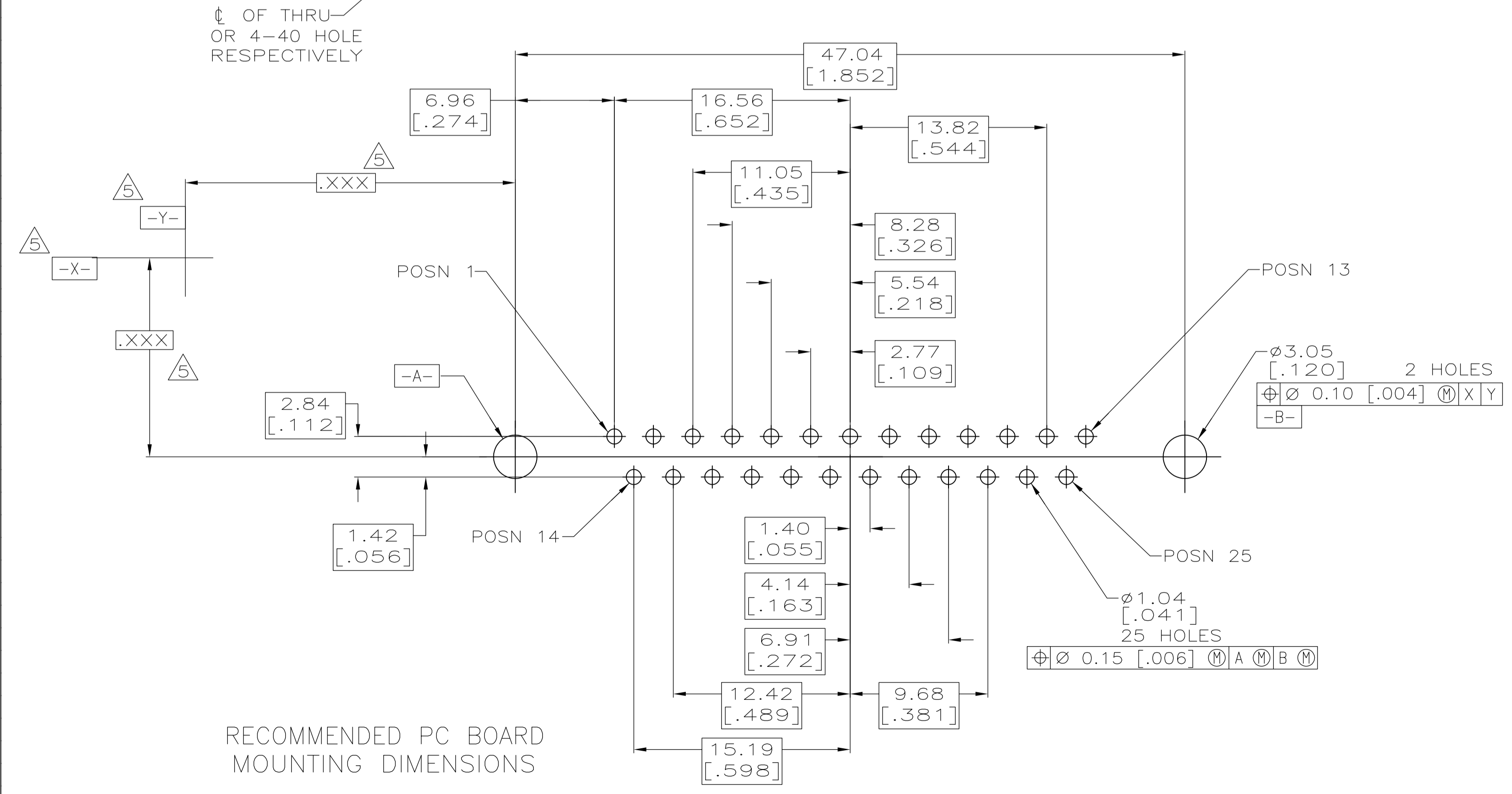


- ① HOUSING: BLACK POLYESTER, UL 94V-0 RATED. SHELL: CARBON STEEL. CONTACTS: BRASS. INSERTS: BRASS. SCREWLOCKS: ZINC.
- ② SHELL: 5.08µm [.000200] MIN TIN OVER 1.27µm [.000050] MIN COPPER. CONTACTS: SEE TABLE. INSERTS: UNPLATED. SCREWLOCKS: CLEAR CHROMATE.
- ③ GOLD PLATED FOR A LENGTH OF 3.81 [.150] MIN FROM MATING END, GOLD FLASH IN MATED AREA, 2.54µm [.000100] MIN TIN FOR A LENGTH OF DIMENSION A FROM OPPOSITE END, ALL OVER 1.27µm [.000050] MIN NICKEL.
- ④ GOLD PLATED FOR A LENGTH OF 3.81 [.150] MIN FROM MATING END, 0.76µm [.000030] MIN GOLD IN MATED AREA, 2.54µm [.000100] MIN TIN FOR A LENGTH OF DIMENSION A FROM OPPOSITE END, ALL OVER 1.27µm [.000050] MIN NICKEL.
-OR-
GOLD FLASH OVER PALLADIUM NICKEL PLATED FOR A LENGTH OF 3.81 [.150] MIN FROM MATING END, 0.76µm [.000030] MIN PALLADIUM NICKEL IN MATED AREA, 2.54µm [.000100] MIN TIN FOR A LENGTH OF DIMENSION A FROM OPPOSITE END, ALL OVER 1.27µm [.000050] MIN NICKEL.
- ⑤ DATUMS AND BASIC DIMENSIONS ESTABLISHED BY CUSTOMER.
- ⑥ 2.79 [.110] MAX IN SHELL TAB CLINCH AREAS.



DETAIL D

DETAIL E



4.32 [.170]	4-40 SCREWLOCK (DETAIL E)	④	1-5745968-6
4.32 [.170]	4-40 SCREWLOCK (DETAIL E)	③	1-5745968-5
3.18 [.125]	4-40 SCREWLOCK (DETAIL E)	④	1-5745968-4
3.18 [.125]	4-40 SCREWLOCK (DETAIL E)	③	1-5745968-3
3.18 [.125]	4-40 INSERT (DETAIL D)	④	5745968-8
3.18 [.125]	4-40 INSERT (DETAIL D)	③	5745968-7
4.32 [.170]	-	④	5745968-4
3.18 [.125]	-	④	5745968-2
A	MOUNTING HARDWARE	CONTACT FINISH	PART NO

THIS DRAWING IS A CONTROLLED DOCUMENT.

DIMENSIONS: MM(INCHES)	TOLERANCES UNLESS OTHERWISE SPECIFIED:	APPROVED: M. WALSLEY	NAME: M. WALSLEY
0 PLC ± -	1 PLC ± -	2 PLC ± 0.13 [.005]	3 PLC ± -
4 PLC ± -	ANGLES ± -	APPLICATION SPEC: 108-40025	SIZE: A1
MATERIAL: ①	FINISH: ②	WEIGHT: -	SCALE: 4:1
CUSTOMER DRAWING		DATE: 20SEPT05	SHEET: 1 OF 1

STE TE Connectivity
PLUG ASSEMBLY, SIZE 3, 25 POSITION, VERTICAL, FRONT METAL SHELL, AMPLIMITE HD-20
DRAWING NO: 100779C=5745968