

WPD 133 1X300/1X300 BN**Weidmüller Interface GmbH & Co. KG**

Klingenbergstraße 26

D-32758 Detmold

Germany

www.weidmueller.com

Product image**Power feed-in**

Our wide range of W-Series terminal blocks with our WPD main line branch terminals, which are optimised to guarantee both convenience and space gains, ensures a secure and convenient connection at the power feed-in.

General ordering data

Version	W-Series, Distribution block, Rated cross-section: 300 mm ² , Terminal rail / mounting plate
Order No.	2502880000
Type	WPD 133 1X300/1X300 BN
GTIN (EAN)	4050118516708
Qty.	1 pc(s).

Creation date January 10, 2022 10:30:27 PM CET

Catalogue status 17.12.2021 / We reserve the right to make technical changes.

WPD 133 1X300/1X300 BN
Weidmüller Interface GmbH & Co. KG

Klingenbergstraße 26

D-32758 Detmold

Germany

www.weidmueller.com

Technical data
Dimensions and weights

Depth	83.5 mm	Depth (inches)	3.287 inch
Height	118 mm	Height (inches)	4.646 inch
Width	45 mm	Width (inches)	1.772 inch
Net weight	338 g		

Temperatures

Storage temperature	-25 °C...55 °C	Continuous operating temp., min.	-50 °C
Continuous operating temp., max.	120 °C		

Material data

Material	Wemid	Colour	brown
UL 94 flammability rating	V-0		

Rating data IECEx/ATEX

Certificate No. (ATEX)	CNEX18ATEX0016U	Certificate No. (IECEX)	IECEXCNEX18.0010U
Max. voltage (ATEX)	1100 V	Current (ATEX)	520 A
Wire cross section max. (ATEX)	300 mm ²	Max. voltage (IECEX)	1100 V
Current (IECEX)	520 A		

System specifications

Version	Screw connection	Number of levels	1
---------	------------------	------------------	---

Additional technical data

Installation advice	Terminal rail / mounting plate	Type of mounting	Snap-on
---------------------	--------------------------------	------------------	---------

General

Installation advice	Terminal rail / mounting plate	Number of poles	1
Standards	IEC 60947-7-1, UL 1059, CSA		

Rating data

Rated cross-section	300 mm ²	Rated voltage	1,000
Rated AC voltage	1,000 V	Rated DC voltage	1,000 V DC
Rated current	520 A	Standards	IEC 60947-7-1, UL 1059, CSA
Volume resistance according to IEC 60947-7-x	0.06 mΩ	Rated impulse withstand voltage	8 kV
Power loss in accordance with IEC 60947-7-x	16.64 W	Pollution severity	3
Surge voltage category	III		

UL rating data

Certificate No. (cURus)	E60693
-------------------------	--------

WPD 133 1X300/1X300 BN

Weidmüller Interface GmbH & Co. KG
 Klingenbergstraße 26
 D-32758 Detmold
 Germany

www.weidmueller.com

Technical data

Classifications

ETIM 6.0	EC000897	ETIM 7.0	EC000897
ETIM 8.0	EC000897	ECLASS 9.0	27-14-11-20
ECLASS 9.1	27-14-11-20	ECLASS 10.0	27-14-11-20
ECLASS 11.0	27-14-11-20		

Important note

Product information You will find additional information in the downloadsection of the onlinecatalogue

Approvals

Approvals



ROHS	Conform
UL File Number Search	E60693

Downloads

Approval/Certificate/Document of Conformity	CB Certificate FIMKO certificate EAC EX Certificate CCC Ex Certificate ATEX Certificate IECEX Certificate DNV Certificate CE Declaration of Conformity
Engineering Data	CAD data – STEP
Engineering Data	EPLAN
User Documentation	DATA SHEET WPD 133 StorageConditionsTerminalBlocks NTI WPD 133
Catalogues	Catalogues in PDF-format

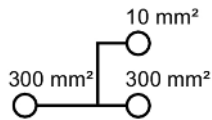
Data sheet

WPD 133 1X300/1X300 BN

Weidmüller Interface GmbH & Co. KG
Klingenbergstraße 26
D-32758 Detmold
Germany

www.weidmueller.com

Drawings



Power feed-in Screw connection

W-Series

WPD 133 1X300/1X300 GY



Width / Height / Depth	mm
max. current / max. conductor	A/mm ²
max. clamping range	mm ²

Technical data

Rated data	
Rated voltage	V
Rated current	A
for wire cross-section	300 mm ² mm ²
	Auxiliary connection 6 mm ² mm ²
Rated impulse withstand voltage / Pollution severity	
Overvoltage category / UL 94 flammability rating	
Approvals	
Clamped conductors (H05V/H07V)	
Solid / Stranded	300 mm ² mm ²
	Auxiliary connection 6 mm ² mm ²
Flexible with ferrule	300 mm ² mm ²
	Auxiliary connection 6 mm ² mm ²
Stripping length / Blade size	300 mm ² mm/-
	Auxiliary connection 6 mm ² mm/-
Tightening torque	Nm
Note	

Ordering data

Version	
	light grey
	blue
	green
	brown
	black
Note	

Accessories

Protective cover	light grey
End bracket	grey
	black
Screwdriver	SET
Identification systems	

WPD 133

300 mm²



45 / 83.5 / 118	
520 / 300	
35...300	

IEC 60947-7-1

IEC	UL	CSA	EN 60079-7
1000	1000	1000	1100
520	420	420	340
300	AWG 2...kcmil 600	AWG 2...kcmil 600	300
6	AWG 16...8	AWG 16...8	6
8 kV / 3			
III / V-0			

Rated connection	
150...300 / 150...300	
1.5...10 / 1.5...10	
35...240	
1.5...6	
34 / M24 (SW 12)	
10 / M4 (+/- PZ2)	
see appendix at the end of the chapter	

Type	Qty.	Order No.
WPD 133 1X300/1X300 GY	1	2502850000
WPD 133 1X300/1X300 BL	1	2502860000
WPD 133 1X300/1X300 GN	1	2502870000
WPD 133 1X300/1X300 BN	1	2502880000
WPD 133 1X300/1X300 BK	1	2502890000

Type	Qty.	Order No.
WPDPC X33 GY	8	2503390000
WEW 35/2 GR 7042	100	1859200000
AEB 35 SC/1 BK	50	2475310000
SK WSD-S 1,5-10,0	1	9008850000
DEK 5/5 MC NE WS	1000	1609801044
WS 8/5 MM WS	800	2007150000

WPD 233

300 mm²



82.6 / 83.5 / 118	
520 / 300	
35...300	

IEC 60947-7-1






IEC	UL	CSA	EN 60079-7
1000	1000	1000	1100
1040	420	420	340
300	AWG 2...kcmil 600	AWG 2...kcmil 600	300
6	AWG 16...8	AWG 16...8	6
8 kV / 3			
III / V-0			





Rated connection	
150...300 / 150...300	
1.5...10 / 1.5...10	
35...240	
1.5...6	
34 / M24 (SW 12)	
10 / M4 (+/- PZ2)	
see appendix at the end of the chapter	

Type	Qty.	Order No.
WPD 233 2X300/2X300 GY	1	2502900000
WPD 233 2X300/2X300 BL	1	2502910000
WPD 233 2X300/2X300 GN	1	2502920000
WPD 233 2X300/2X300 BN	1	2502930000
WPD 233 2X300/2X300 BK	1	2502940000



Type	Qty.	Order No.
WPDPC X33 GY	8	2503390000
WEW 35/2 GR 7042	100	1859200000
AEB 35 SC/1 BK	50	2475310000
SK WSD-S 1,5-10,0	1	9008850000
DEK 5/5 MC NE WS	1000	1609801044
WS 8/5 MM WS	800	2007150000



Conductor connection data according to IEC 60947-7-1 (Cu), UL 1059 (AL+Cu)

Input (x1) / Output (x1)	Copper			Aluminium	
					
300 mm ²	45 Nm	45 Nm	65 Nm	65 Nm	65 Nm
240 mm ²					
185 mm ²					
150 mm ²					
120 mm ²	30 Nm	65 Nm	65 Nm	65 Nm	65 Nm
95 mm ²					
70 mm ²					
50 mm ²					
35 mm ²	65 Nm	65 Nm	65 Nm	65 Nm	65 Nm
Flat band 10x20x1 mm					
Max. current with 2 x 300 mm ² (acc. to IEC)	1040 A			340 A	
Stripping lengths	34 mm				
Allen screw	M24 (SW 12 mm)				

Input (x1) / Output (x1)	Copper		Aluminium	
				
600 kcmil	300Lb In.	300Lb In.	575Lb In.	575Lb In.
500 kcmil				
350 kcmil				
300 kcmil				
250 kcmil	200Lb In.	200Lb In.	200Lb In.	200Lb In.
AWG 3/0				
AWG 2/0				
AWG 1				
AWG 2	200Lb In.	200Lb In.	200Lb In.	200Lb In.
Max. current at 1 x 300 mm ² (acc. to UL)				
Stripping lengths	34 mm			
Allen screw	M24 (SW 12 mm)			

Auxiliary connection

	Copper	
		
10 mm ²	1,2 Nm	1,2 Nm
6 mm ²		
4 mm ²		
2.5 mm ²		
1.5 mm ²		
max. current	57 A	
Stripping lengths	10 mm	
screw	M4 (+/-PZ2)	

	Copper	
		
AWG 8	20.3Lb In.	20.3Lb In.
AWG 10		
AWG 12		
AWG 14		
AWG 16		
max. current	57 A	
Stripping lengths	10 mm	
screw	M4 (+/- PZ2)	



Drawings

