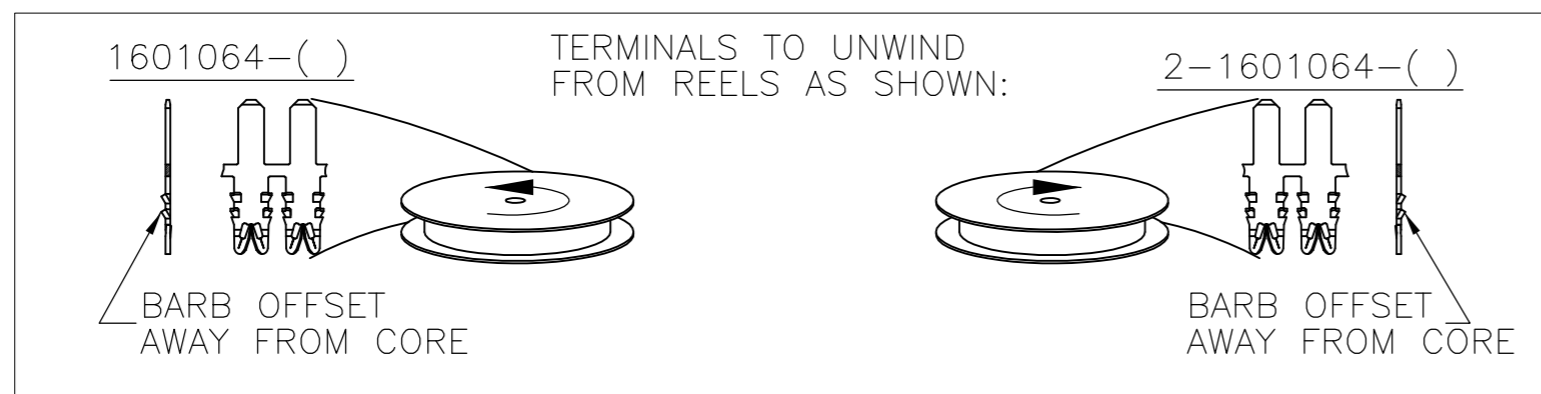
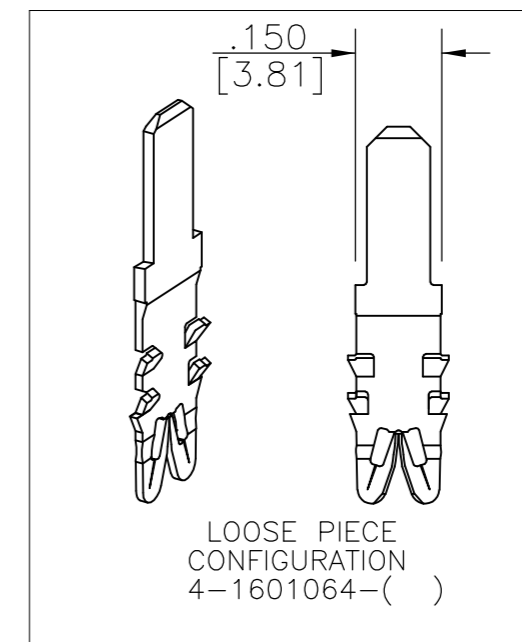
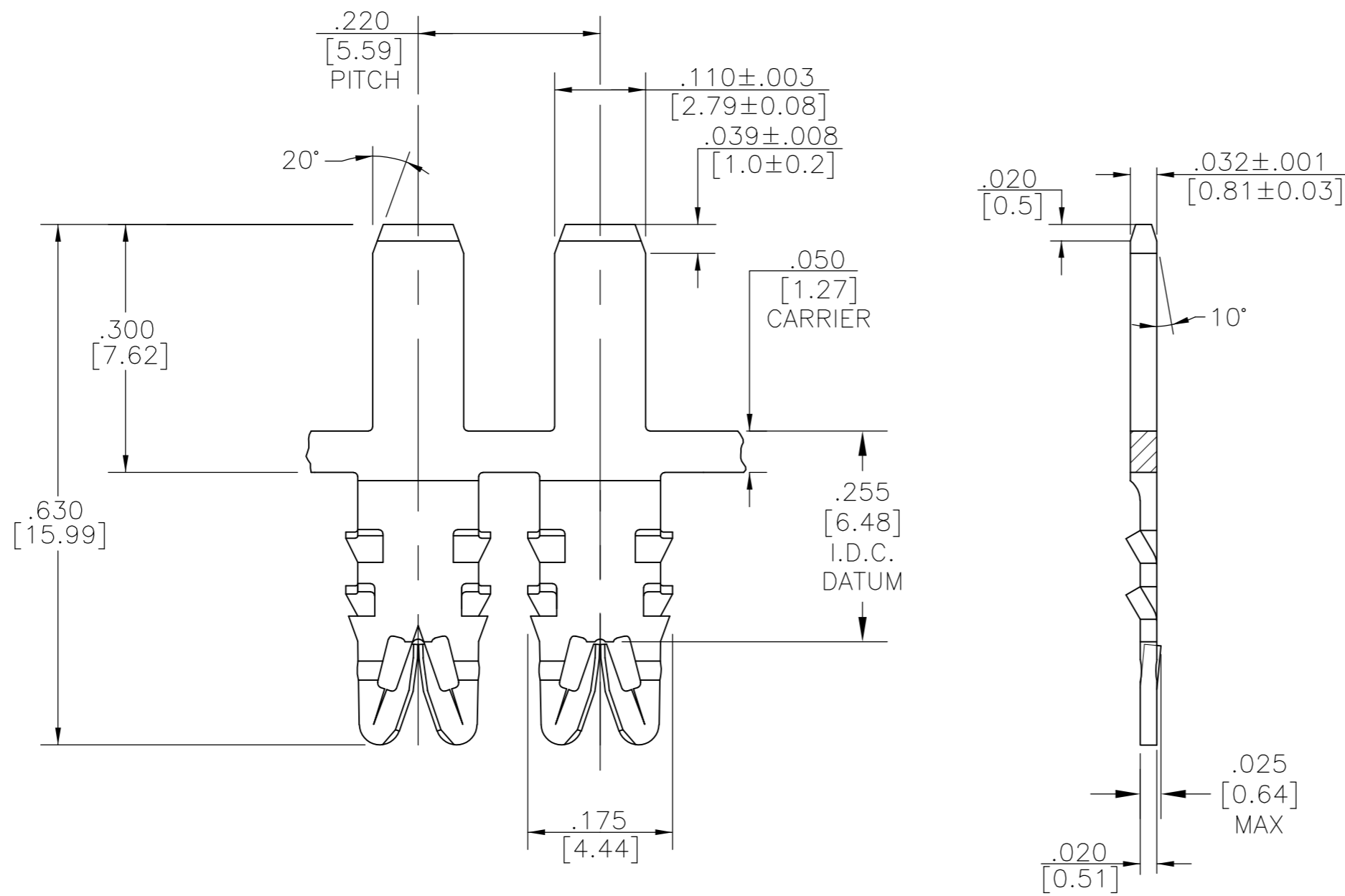


THIS DRAWING IS UNPUBLISHED. RELEASED FOR PUBLICATION  
 © COPYRIGHT BY TYCO ELECTRONICS CORPORATION. ALL RIGHTS RESERVED.

LOC	DIST	REVISIONS			
P	LTR	DESCRIPTION	DATE	DWN	APVD
AF	50				
	D1	REVISED PER ECR-07-024005	15OCT07	HMR	GJ
	D2	REVISED PER ECO-09-024606	28OCT09	KK	AEG

- 1 SPECIFICATIONS:  
MAGNET WIRE #18 - #34 AWG,  
.040" (1.02MM)-.006" (0.16MM) DIA. COPPER.  
OTHER SIZES MAY BE ACCOMMODATED,  
CONSULT TYCO ELECTRONICS FOR APPROVAL.
- 2 POCKET RECOMMENDATION: #1601425
- 3 TERMINAL APPLICATION TO COMPLY WITH TYCO ELECTRONICS SPECIFICATION 114-13166 FIGURE 9.
- 4 TERMINALS SUPPLIED ON REELS, CAN BE SUPPLIED LOOSE PIECE.
- 5 OBSOLETE PARTS: OBSOLETE CIS STREAMLINING PER D.RENAUD/D.SINISI



5 OBSOLETE

-	-	-
-	-	-
-	-	-
-	-	-
UNPLATED	-	-2-1601064-1
UNPLATED	-	1601064-1
FINISH	REFERENCE PART NUMBER	TYCO PART NUMBER
THIS DRAWING IS A CONTROLLED DOCUMENT.		DWN R FLAIG 25FEB2002
DIMENSIONS: INCHES		CHK G JACONO 25FEB2002
TOLERANCES UNLESS OTHERWISE SPECIFIED:		APVD K.RANDOLPH 25FEB2002
0 PLC ± -		NAME
1 PLC ± -		PRODUCT SPEC
2 PLC ± .010 [0.25]		108-2085
3 PLC ± .005 [0.13]		APPLICATION SPEC
4 PLC ± -		SIZE
ANGLES ± 2°		CAGE CODE
MATERIAL BRASS, 1/2 HARD	FINISH SEE TABLE	DRAWING NO
WEIGHT -		RESTRICTED TO
CUSTOMER DRAWING		A2 00779 C=1601064
SCALE 6:1		SHEET 1 of 1
REV D2		