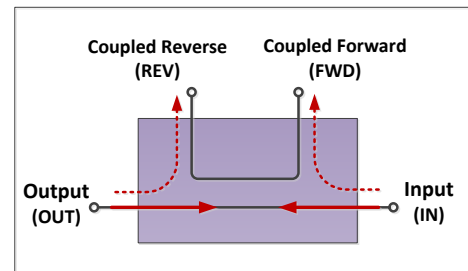




RoHS Compliant

Electrical schematic

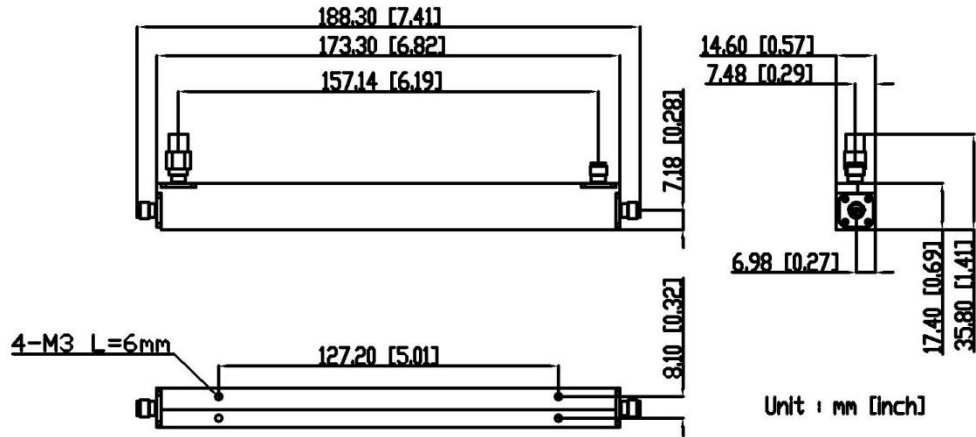


Electrical Specifications

Parameter	Unit	Frequency (GHz)	Min.	Typ.	Max.
Nominal Coupling (Forward Direction)	dB	0.4 – 8	19	20	21
Coupling Flatness (Forward Direction)		0.4 – 8		±0.9	±1.3
Directivity (Forward Direction)		0.4 – 4 4 – 8	24 21	26 24	
Main Line VSWR	:1	0.4 – 4 4 – 8		1.15 1.20	1.20 1.25
Coupled Line VSWR		0.4 – 4 4 – 8		1.15 1.20	1.25 1.30
Insertion Loss	dB	0.4 – 8		0.9	1.1
Nominal Coupling (Reverse Direction)		0.4 – 8	19.5	20.5	21.6
Coupling Flatness (Reverse Direction)		0.4 – 8		±1.1	±1.4
Directivity (Reverse Direction)		0.4 – 4 4 – 8	22 19	24 21	
Average Power Handling	W	0.4 – 8			30

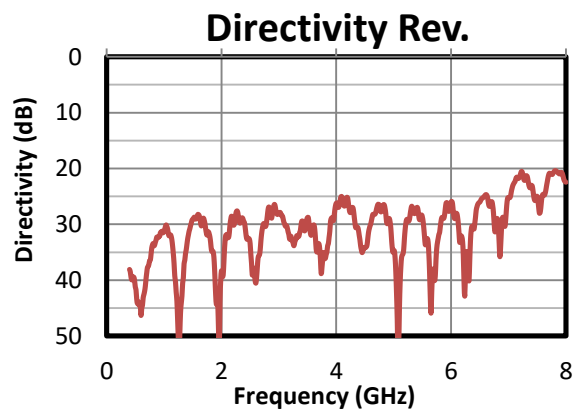
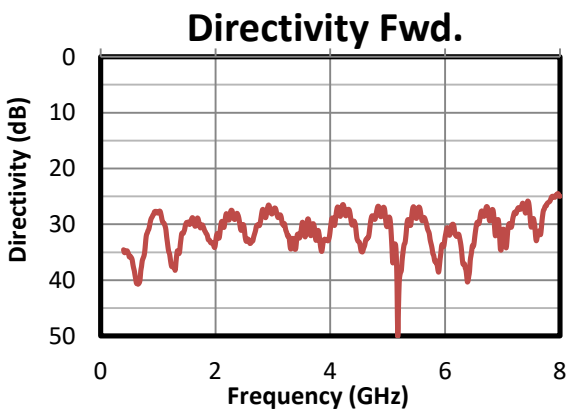
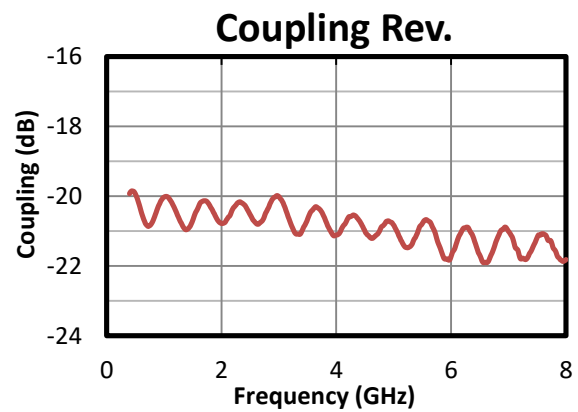
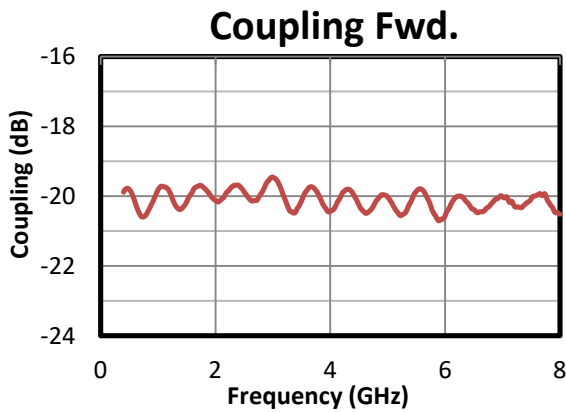
Operated in 50Ω system, 25°C environment.

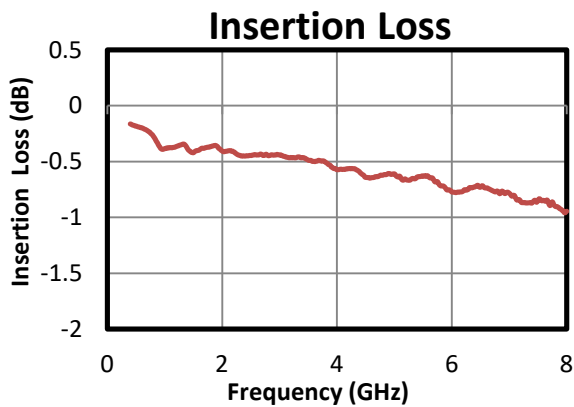
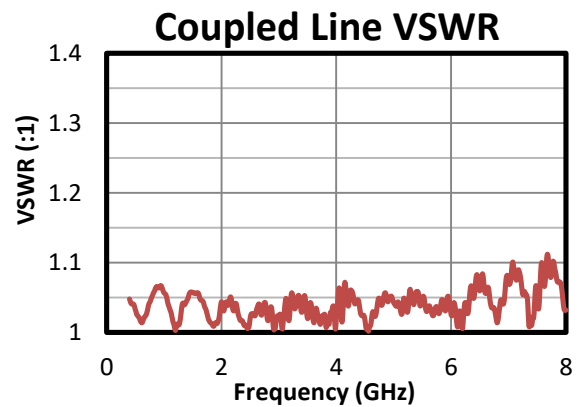
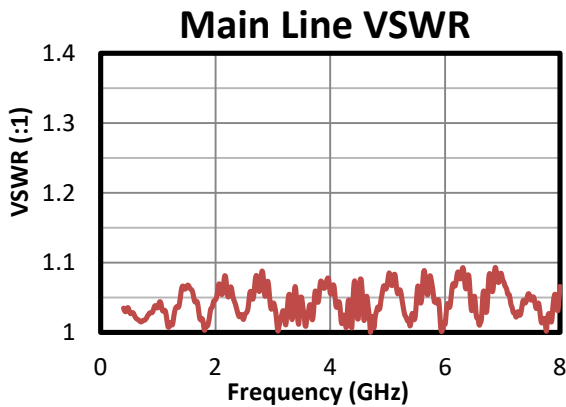
Outline Drawing



Connectors: K-type Female

Typical Performance





Typical performance S-parameter file: <https://www.amtery.com/en/goods-83>

For each S/N S-parameter file, go to <https://www.amtery.com/en/downloads>

Note: Specifications are subject to change without notice.