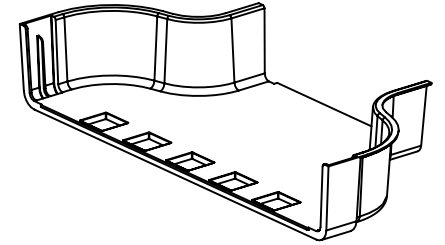
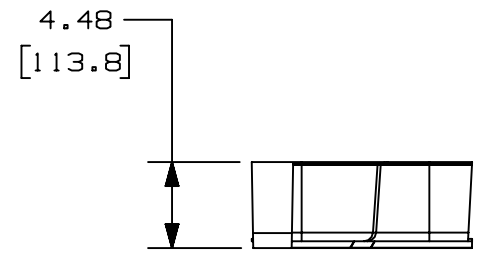
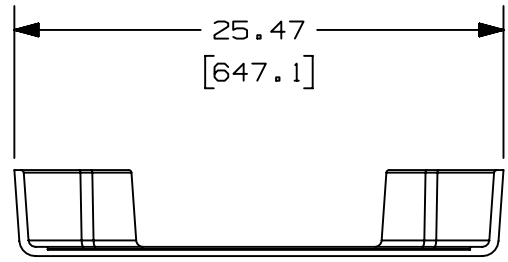
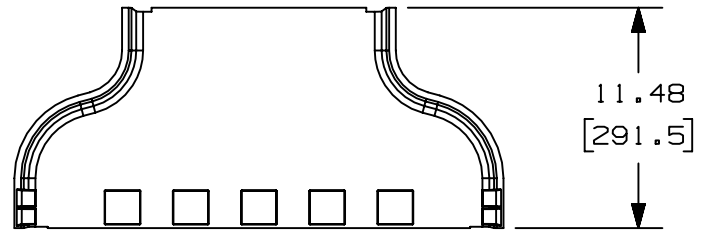


2

1

THIS COPY IS PROVIDED ON A RESTRICTED BASIS AND IS NOT TO BE USED IN ANY WAY DETRIMENTAL TO THE INTERESTS OF PANDUIT CORP.

PANDUIT PART NUMBER	WEIGHT	MATERIAL
FRRF2412	2.09 LB/EACH (948g/EACH)	ABS
FRRF2412L	2.09 LB/EACH (948g/EACH)	PC/ABS



NOTES:

1. SEE CURRENT CATALOG FOR ADDITIONAL PART SUFFIXES TO INDICATE COLOR AND/OR PACKAGE QUANTITY.
2. THE FIBERRUNNER 24x4 TO FIBERRUNNER 12x4 REDUCER IS DESIGNED WITH A MINIMUM 3" (76.2) BEND RADIUS TO PROTECT FIBER OPTIC CABLES.
3. DIMENSIONS IN PARENTHESES ARE IN METRIC.

B

B

A

A

D10100DA/20

REV	DATE	BY	CHK	APR	DESCRIPTION	ECN
00B	8/28/2020	MES	DWR	DWR	UPDATED TITLEBLOCK, ADDED PART NUMBER	V09002DZ/11

TITLE		FIBERRUNNER 24x4 TO FIBERRUNNER 12x4 REDUCER (FRRF2412, FRRF2412L)		CUSTOMER DRAWING	
ITEM REVISION NAME		D39701CM/00		<b>PANDUIT</b>	
DATASET FILE NAME		D39701CM_DC/00B FRR2412			
UNLESS OTHERWISE SPECIFIED, DIMENSIONAL TOLERANCES ARE:		MATERIAL:		SEE PART NUMBER REFERENCE TABLE	
(.X) ± .03 (.8)		(.XXX) ±		DRAWING NUMBER:	
(.XX) ± .03 (.8)		ANGLES ±		39701-21	
THIRD ANGLE PROJECTION		DRAWN BY		MSO	
DATE		10-21-08		CHK	
SCALE		SL		NONE	
SHT 1 OF 1		A			

2

1