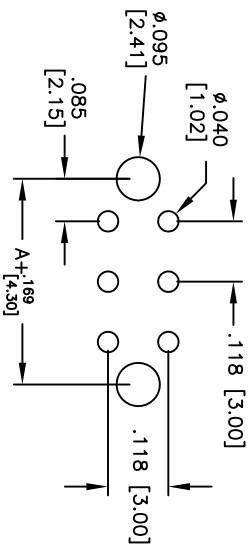
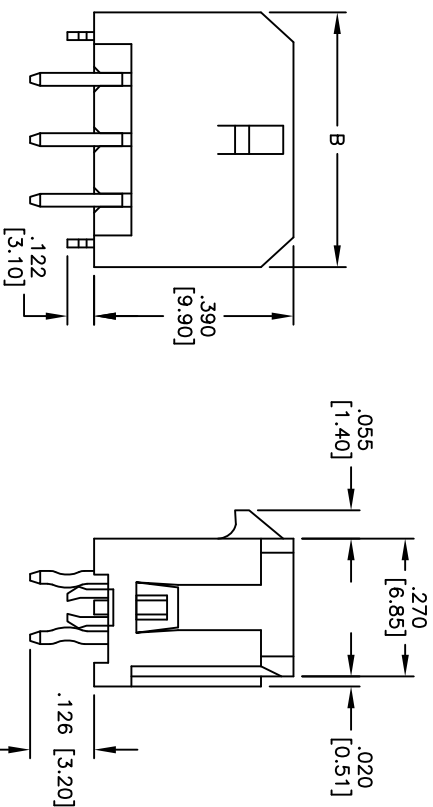
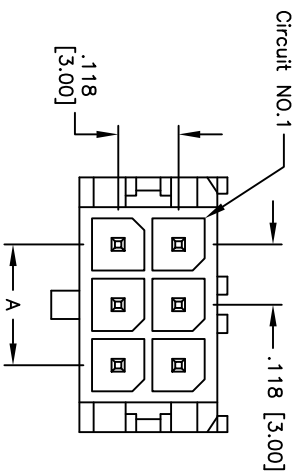


APPROVED: _____
 DATE: _____ TITLE: _____

Rev	AWO #	Description	Date	Appr
-		RELEASED	3/24/11	
A		REVISED SOLDER/IND TEMP	2/16/12	



PCB LAYOUT: COMPONENT SIDE
 RECOMMENDED PCB THICKNESS: .062" [1.57]

POSITIONS	A	Dimension	B
2	NA	.262 [6.651]	
4	.118 [3.00]	.380 [9.651]	
6	.236 [6.00]	.498 [12.65]	
8	.354 [9.00]	.616 [15.65]	
10	.472 [12.00]	.734 [18.65]	
12	.591 [15.00]	.852 [21.65]	
14	.709 [18.00]	.970 [24.65]	
16	.827 [21.00]	1.088 [27.65]	
18	.945 [24.00]	1.206 [30.65]	
20	1.063 [27.00]	1.325 [33.65]	
22	1.181 [30.00]	1.443 [36.65]	
24	1.299 [33.00]	1.561 [39.65]	

SPECIFICATIONS:

Material: Insulator: Hi-temp thermoplastic, rated UL 94V-0
 Insulator color: Black
 Contacts: Brass

Plating: Tin Plate over Nickel underplate overall

Electrical: Operating voltage: 250 VAC max
 Current rating: 20 & 22 Awg: 5 Amps max

24 Awg: 4 Amps max
 26 Awg: 3 Amps max
 28 Awg: 2 Amps max
 30 Awg: 1 Amp max

Contact resistance: 10 mohms max
 Dielectric strength: 1500 VAC for 1 minute
 Temperature rise: 30°C max.
 Environmental: Lead free, RoHS compliant.



UNLESS OTHERWISE SPECIFIED
 ALL DIMENSIONS ARE INCHES [MM]
 TOLERANCES: EXCEPT AS NOTED
 INCHES: .X ± .10 ØXX ± .10
 .XX ± .020 ØXXX ± .015
 .XXX ± .015 ØXXXX ± .010

ADAM TECH
 909 Rahway Avenue, Union, NJ 07083
 Phone: 908-687-5000 Fax: 908-687-5710
 TITLE: .118" [3.00mm] MICRO FIT HEADER
 DUAL ROW VERTICAL

APPROVALS	DATE	SIZE	PART NO.	SCALE	NTS	SHEET	REV.
DRAWN	DY	3/24/11	DML-XX-A-V-1-A-BL			1	A
CHECKED							
APPROVED							

A

B

C

D

A

B

C

D

6

5

4

3

2

1

6

5

4

3

2

1