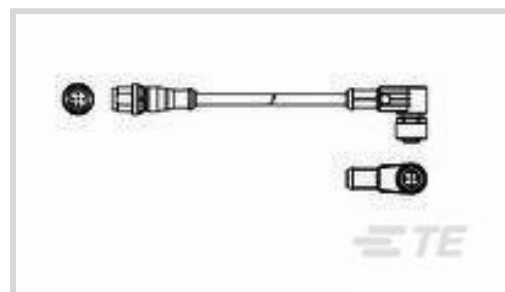




Cable Assemblies > Copper Cable Assemblies > M8/M12 Cable Assemblies



M8/M12 Application Type: **Sensor/Actuator**

Number of Positions: **3**

Connector & Keying Code: **A**

Connector Type (End A): **M12 Plug**

Connector Type (End B): **M12 Socket**

Features

Product Type Features

| | |
|------------------------|------------|
| Connector Type (End A) | M12 Plug |
| Connector Type (End B) | M12 Socket |
| Cable Assembly Type | M12 |

Configuration Features

| | |
|---------------------|---|
| Number of Positions | 3 |
|---------------------|---|

Electrical Characteristics

| | |
|-------------------|---------|
| Operating Voltage | 250 VAC |
|-------------------|---------|

Body Features

| | |
|-------------------------|--------------------|
| Cable Color | Black |
| Connector Color (End B) | Black |
| Connector Color (End A) | Black |
| Jacket Material | PUR |
| Wire Color (Base) | Brown, Blue, Black |
| Connector & Keying Code | A |

Contact Features

| | |
|------------------------------|-----|
| Contact Current Rating (Max) | 4 A |
|------------------------------|-----|

Mechanical Attachment

| | |
|-------------------------------|-----------|
| Thread Size | M12 x M12 |
| Connector Orientation (End A) | Straight |



| | |
|-------------------------------|-------------|
| Connector Orientation (End B) | Right Angle |
|-------------------------------|-------------|

Housing Features

| | |
|------------------|---------|
| Housing Material | Plastic |
|------------------|---------|

Dimensions

| | |
|------------------------|------------------|
| Outside Cable Diameter | 4.3 mm [.161 in] |
|------------------------|------------------|

| | |
|-----------|----------------------|
| Wire Size | .326 mm ² |
|-----------|----------------------|

Usage Conditions

| | |
|-----------------------------|----------------------------|
| Operating Temperature Range | -40 – 80 °C [-40 – 176 °F] |
|-----------------------------|----------------------------|

Operation/Application

| | |
|-------------------------|-----------------|
| M8/M12 Application Type | Sensor/Actuator |
|-------------------------|-----------------|

| | |
|----------|----|
| Shielded | No |
|----------|----|

Packaging Features

| | |
|------------------|-----|
| Packaging Method | Box |
|------------------|-----|

Other

| | |
|-------------------|-----|
| Field Serviceable | Yes |
|-------------------|-----|

| | |
|-----------------------|------|
| Cable Assembly Length | .6 m |
|-----------------------|------|

| | |
|------------------------------|--------------|
| Cable Assembly Configuration | Double Ended |
|------------------------------|--------------|

Product Compliance

[For compliance documentation, visit the product page on TE.com>](#)

| | |
|------------------------------|-----------|
| EU RoHS Directive 2011/65/EU | Compliant |
|------------------------------|-----------|

| | |
|-----------------------------|-----------|
| EU ELV Directive 2000/53/EC | Compliant |
|-----------------------------|-----------|

| | |
|---|---|
| China RoHS 2 Directive MIIT Order No 32, 2016 | No Restricted Materials Above Threshold |
|---|---|

| | |
|--|--|
| EU REACH Regulation (EC) No. 1907/2006 | Current ECHA Candidate List: JUNE 2023 (235) Candidate List Declared Against: JAN 2022 (223) Does not contain REACH SVHC |
|--|--|

| | |
|-----------------|---|
| Halogen Content | Low Halogen - Br, Cl, F, I < 900 ppm per homogenous material. Also BFR/CFR/PVC Free |
|-----------------|---|

| | |
|---------------------------|--|
| Solder Process Capability | Not applicable for solder process capability |
|---------------------------|--|


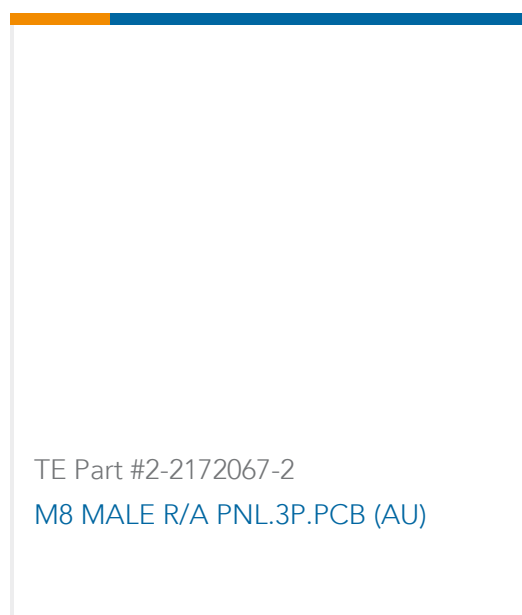
Product Compliance Disclaimer

This information is provided based on reasonable inquiry of our suppliers and represents our current actual knowledge based on the information they provided. This information is subject to change. The part numbers that TE has identified as EU RoHS compliant have a maximum concentration of 0.1% by weight in homogenous materials for lead, hexavalent chromium, mercury, PBB, PBDE, DBP, BBP, DEHP, DIBP, and 0.01% for cadmium, or qualify for an exemption to these limits as defined in the Annexes of Directive 2011/65/EU (RoHS2). Finished electrical and electronic equipment products will be CE marked as required by Directive 2011/65/EU. Components may not be CE marked. Additionally, the part numbers that TE has identified as EU ELV compliant have a maximum concentration of 0.1% by weight in homogenous materials for lead, hexavalent chromium, and mercury, and 0.01% for cadmium, or qualify for an exemption to these limits as defined in the Annexes of Directive 2000/53/EC (ELV). Regarding the REACH Regulation, the information TE provides on SVHC in articles for this part number is based on the latest European Chemicals Agency (ECHA) 'Guidance on requirements for substances in articles' posted at this URL: <https://echa.europa.eu/guidance-documents/guidance-on-reach>

Compatible Parts



Customers Also Bought



Documents

Product Drawings

M12 strgt plug to M12 angled socket AA

English

CAD Files

3D PDF



3D

Customer View Model

[ENG_CVM_CVM_2273116-2_A.2d_dxf.zip](#)

English

Customer View Model

[ENG_CVM_CVM_2273116-2_A.3d_igs.zip](#)

English

Customer View Model

[ENG_CVM_CVM_2273116-2_A.3d_stp.zip](#)

English

By downloading the CAD file I accept and agree to the [Terms and Conditions](#) of use.

Datasheets & Catalog Pages

[M8 / M12 Connector System Catalog](#)

English

[M8 / M12 Connector System Catalog](#)

Japanese

Product Specifications

[Product Specification](#)

English