

6473427-1 ✓ ACTIVE

AMP | SUPERSEAL 1.0mm

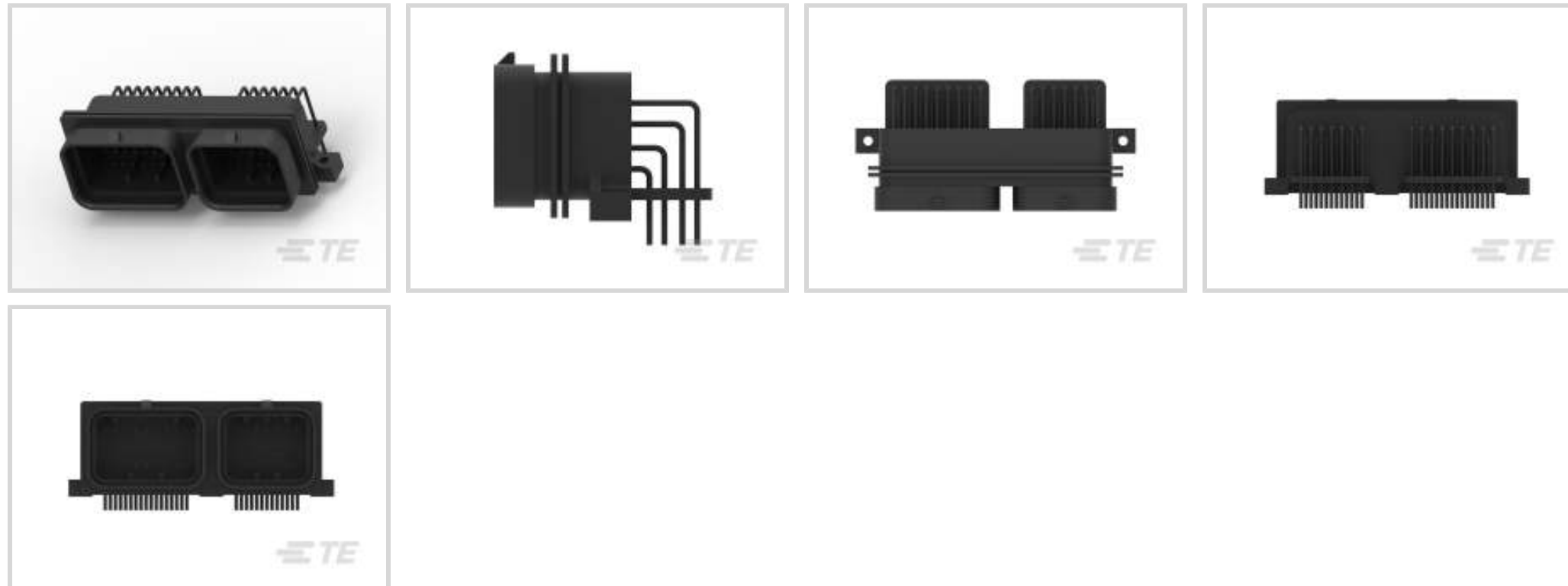
TE Internal #: 6473427-1

PCB Mount Header, Horizontal, Wire-to-Board, 60 Position, 3 mm [.118 in] Centerline, Fully Shrouded, Gold, Through Hole - Solder, SUPERSEAL 1.0mm

[View on TE.com >](#)



Connectors > PCB Connectors > PCB Headers & Receptacles > SUPERSEAL Connector Headers: 1.0 mm



Connector System: **Wire-to-Board**

Number of Positions: **60**

Centerline (Pitch): **3 mm [.118 in]**

Sealable: **No**

PCB Mount Orientation: **Horizontal**

[All SUPERSEAL Connector Headers: 1.0 mm \(23\)](#)

Features

Product Type Features

Hybrid Header	No
Connector Shape	Rectangular
PCB Connector Assembly Type	PCB Mount Header
Header Type	Fully Shrouded
Connector System	Wire-to-Board
Sealable	No

Configuration Features

Number of Sections	1
Number of Signal Positions	60
Number of Positions	60
PCB Mount Orientation	Horizontal
Number of Rows	4



Electrical Characteristics

Voltage Rating (Max)	250 VAC
Nominal Voltage Architecture	250 V
Operating Voltage	250 VAC

Body Features

Primary Product Color	Black
-----------------------	-------

Contact Features

Contact Size	1mm
Contact Type	Pin
Mating Pin Diameter	1 mm[.039 in]
Contact Mating Area Plating Material	Gold

Termination Features

Termination Method to Printed Circuit Board	Through Hole - Solder
---	-----------------------

Mechanical Attachment

Mounting Holes	With
Mating Retention	With
Mating Alignment	With
PCB Mount Alignment	With
Panel Mount Feature	Without
PCB Mount Retention	With
PCB Mount Retention Type	Mounting Hole
Mating Retention Type	Locking Interface

Housing Features

Centerline (Pitch)	3 mm[.118 in]
--------------------	---------------

Dimensions

Connector Length	71 mm[2.79 in]
Connector Width	23 mm[.905 in]
Profile Height from PCB	27.4 mm[1.07 in]

Usage Conditions

Operating Temperature (Max)	65 °C, 70 °C, 75 °C, 80 °C, 85 °C, 90 °C, 100 °C, 105 °C, 110 °C, 120 °C, 125 °C[149 °F][158 °F][167 °F][176 °F][185 °F][194 °F][212 °F][221 °F][230 °F][248 °F][257 °F]
-----------------------------	--



Operating Temperature Range -40 – 125 °C[-40 – 257 °F]

Operation/Application

Shielded	No
Circuit Application	Signal

Packaging Features

Packaging Type	Tube
Packaging Quantity	8

Product Compliance

[For compliance documentation, visit the product page on TE.com>](#)

EU RoHS Directive 2011/65/EU	Compliant
EU ELV Directive 2000/53/EC	Compliant
China RoHS 2 Directive MIIT Order No 32, 2016	No Restricted Materials Above Threshold
EU REACH Regulation (EC) No. 1907/2006	Current ECHA Candidate List: JUNE 2023 (235) Candidate List Declared Against: JUNE 2023 (235) Does not contain REACH SVHC
Halogen Content	Not Low Halogen - contains Br or Cl > 900 ppm.
Solder Process Capability	Wave solder capable to 240°C


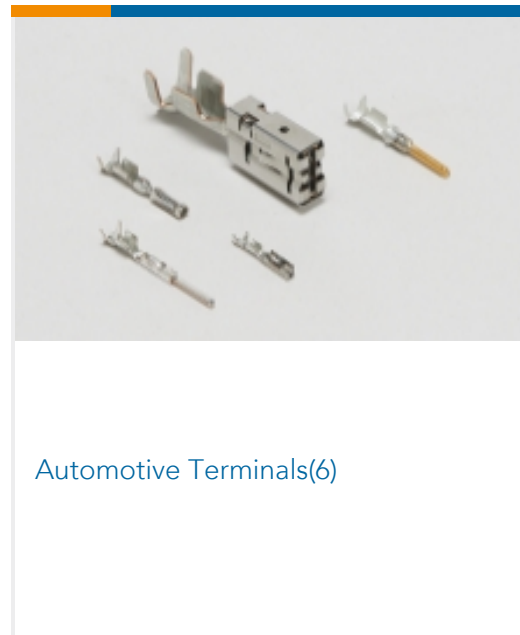
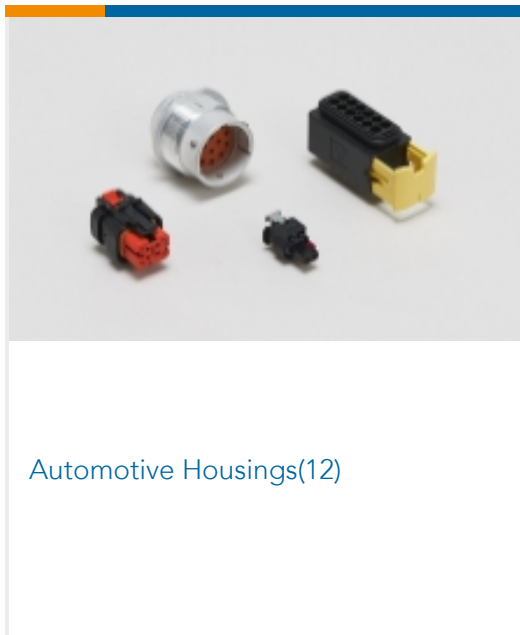
Product Compliance Disclaimer

This information is provided based on reasonable inquiry of our suppliers and represents our current actual knowledge based on the information they provided. This information is subject to change. The part numbers that TE has identified as EU RoHS compliant have a maximum concentration of 0.1% by weight in homogenous materials for lead, hexavalent chromium, mercury, PBB, PBDE, DBP, BBP, DEHP, DIBP, and 0.01% for cadmium, or qualify for an exemption to these limits as defined in the Annexes of Directive 2011/65/EU (RoHS2). Finished electrical and electronic equipment products will be CE marked as required by Directive 2011/65/EU. Components may not be CE marked. Additionally, the part numbers that TE has identified as EU ELV compliant have a maximum concentration of 0.1% by weight in homogenous materials for lead, hexavalent chromium, and mercury, and 0.01% for cadmium, or qualify for an exemption to these limits as defined in the Annexes of Directive 2000/53/EC (ELV). Regarding the REACH Regulation, the information TE provides on SVHC in articles for this part number is based on the latest European Chemicals Agency (ECHA) 'Guidance on requirements for substances in articles' posted at this URL: <https://echa.europa.eu/guidance-documents/guidance-on-reach>

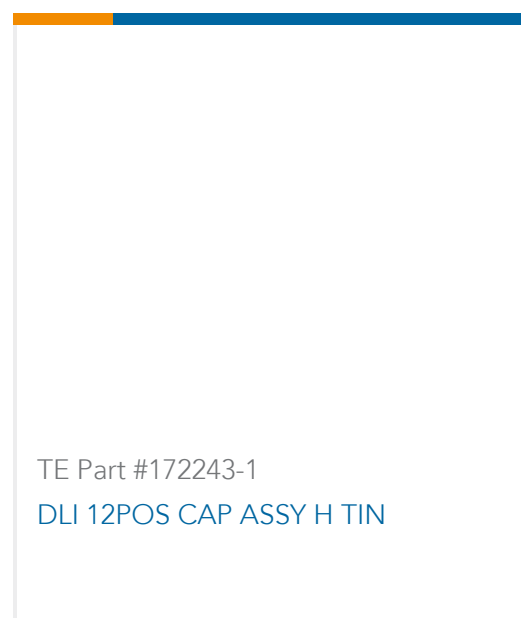
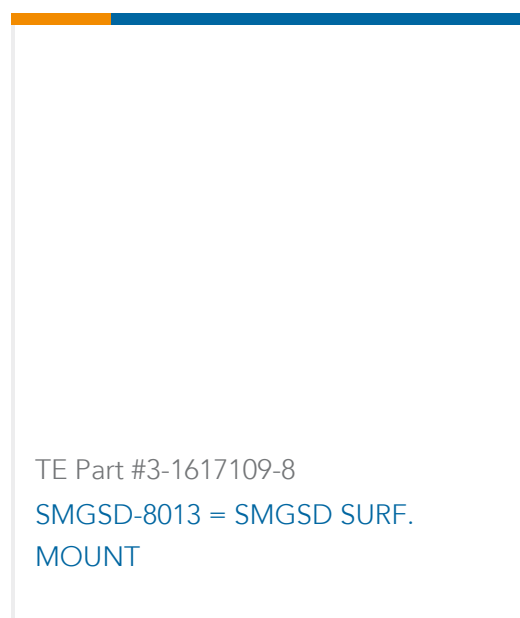
Compatible Parts



Also in the Series | SUPERSEAL 1.0mm



Customers Also Bought



Documents

Product Drawings

[SUPER SEAL 60POS CAP ASSY H AU](#)

Japanese

[SUPER SEAL 60POS CAP ASSY H AU](#)

English

CAD Files



Customer View Model

[ENG_CVM_CVM_6473427-1_D.2d_dxf.zip](#)

English

3D PDF

3D

Customer View Model

[ENG_CVM_CVM_6473427-1_D.3d_igs.zip](#)

English

Customer View Model

[ENG_CVM_CVM_6473427-1_D.3d_stp.zip](#)

English

By downloading the CAD file I accept and agree to the [Terms and Conditions](#) of use.

Datasheets & Catalog Pages

[ICT Terminals and Connectors Catalogue](#)

English

Product Specifications

[Receptacle Contact, Super Seal Connector](#)

Japanese

[Application Specification](#)

Japanese

[Super Seal Connector](#)

Japanese

[Application Specification](#)

Japanese

Instruction Sheets

[Instruction Sheet \(non U.S.\)](#)

English

[SUPER SEAL CONNECTOR PLUG HOUSING CONNECTOR](#)

English

Agency Approvals

[UL Report](#)

English