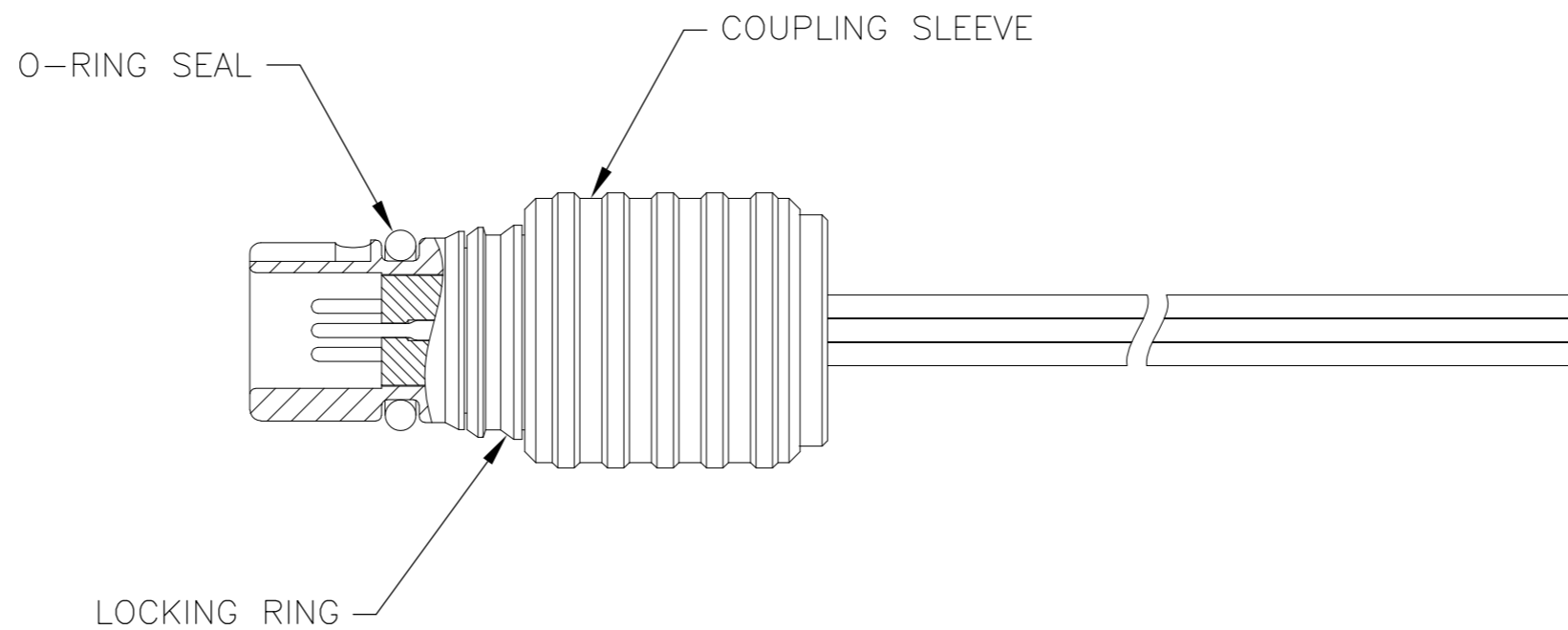
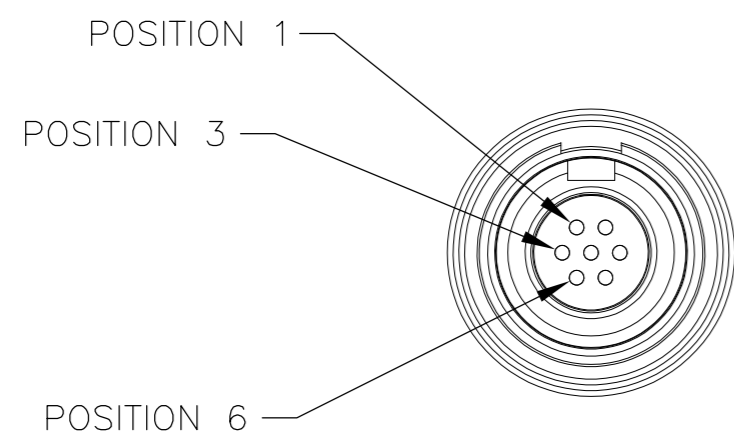
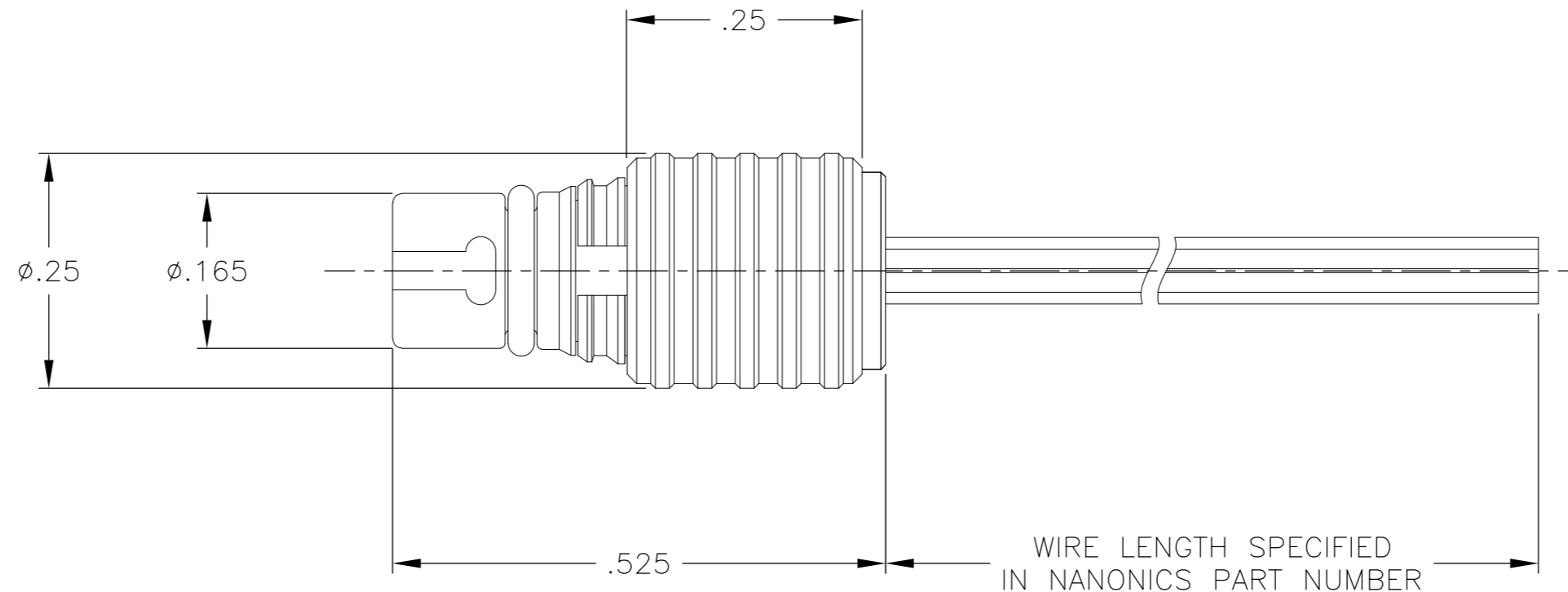
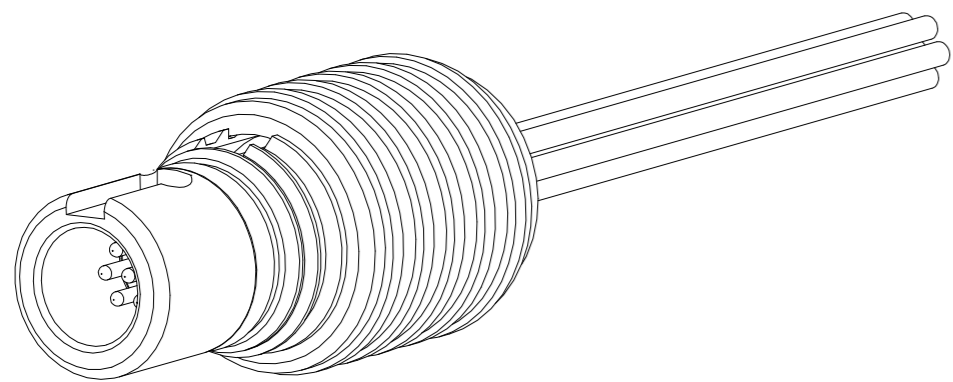


THIS DRAWING IS UNPUBLISHED. RELEASED FOR PUBLICATION
 © COPYRIGHT - By - ALL RIGHTS RESERVED.

LOC		DIST		REVISIONS			
P	LTR	DESCRIPTION	DATE	DWN	APVD		
	G	UPDATE PER ECO-11-013056	23 JUN 11	CAS	MKS		



1 CONNECTOR BODY AND COUPLING SLEEVE MATERIAL: 6061-T6 ALUMINUM, ELECTROLESS NICKEL PLATED PER SAE-AMS-C-26074 OR SAE-AMS-2404E
 LOCKING RING MATERIAL: BERYLLIUM COPPER, ELECTROLESS NICKEL PLATED PER SAE-AMS-C-26074 OR SAE-AMS-2404E
 INSULATOR MATERIAL: LIQUID CRYSTAL POLYMER (LCP) PER ASTM D5138 OR POLYPHENYLENE SULFIDE (PPS) PER ASTM D4067
 O-RING MATERIAL: FLUOROSILICONE

- 2 WIRE TERMINATION: 28 AWG SOLID, 30 AWG STRANDED WIRE OR SMALLER
- 3 LUBRICATE O-RING WITH PARKER SUPER-O-LUBE PRIOR TO INSTALLATION
- 4 THIS DRAWING ALSO IDENTIFIED AS NANONICS 303-0023

THIS DRAWING IS A CONTROLLED DOCUMENT.		DWN	M STORRY	8 APR 99		TE Connectivity								
DIMENSIONS: INCHES		CHK	E PAULUS	8 APR 99		NAME								
		APVD	S KAIN	27 JAN 00		PLUG ASSEMBLY, CIRCULAR, QUICK DISCONNECT, METAL, 7 POSITION								
TOLERANCES UNLESS OTHERWISE SPECIFIED:		PRODUCT SPEC				SIZE	CAGE CODE	DRAWING NO	RESTRICTED TO					
0 PLC ± - 1 PLC ± - 2 PLC ± .010 3 PLC ± .005 4 PLC ± - ANGLES ± 1°		APPLICATION SPEC				A2	0JPN9	C=1589055	-					
MATERIAL SEE NOTES		FINISH	SEE NOTES			WEIGHT	-		SCALE	6:1	SHEET	1 OF 1	REV	G
CUSTOMER DRAWING														