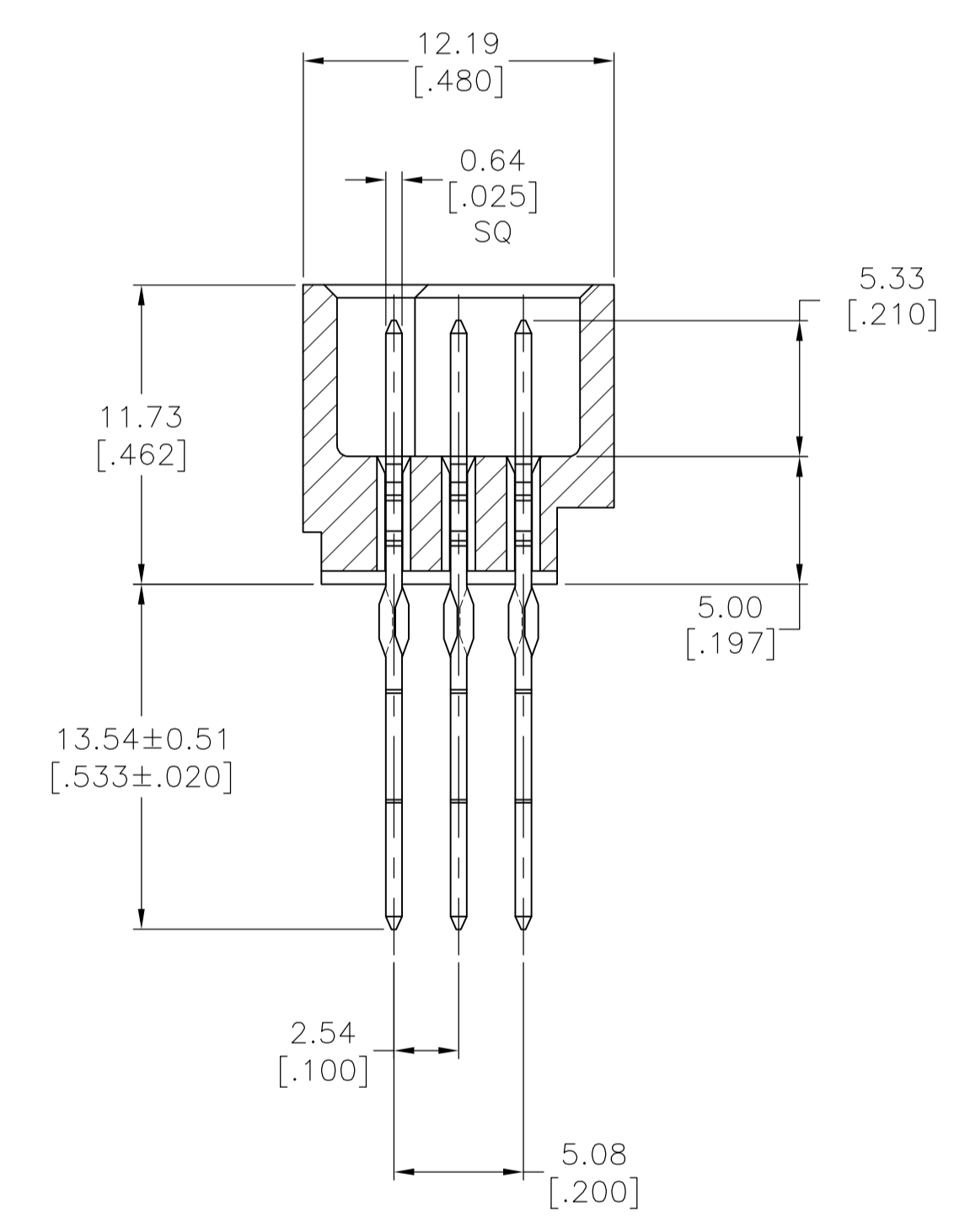
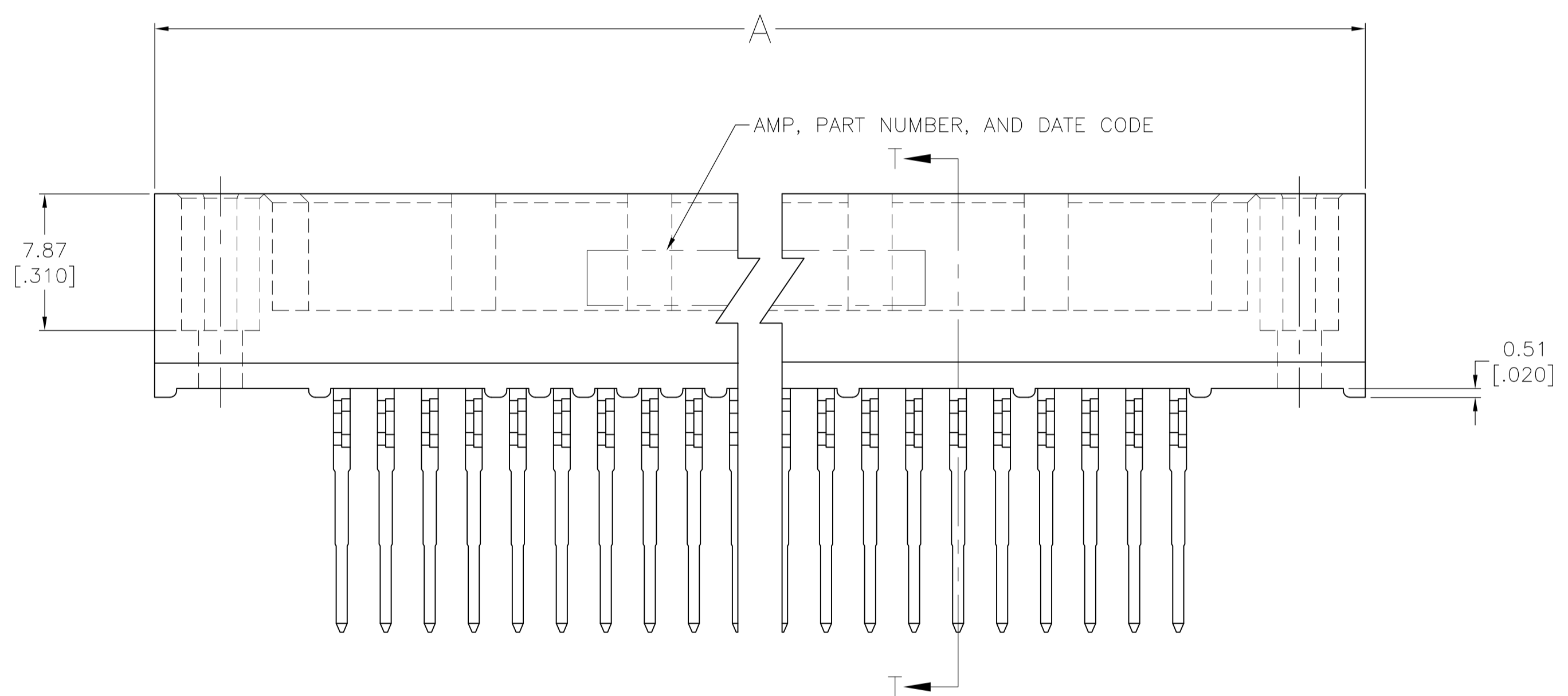
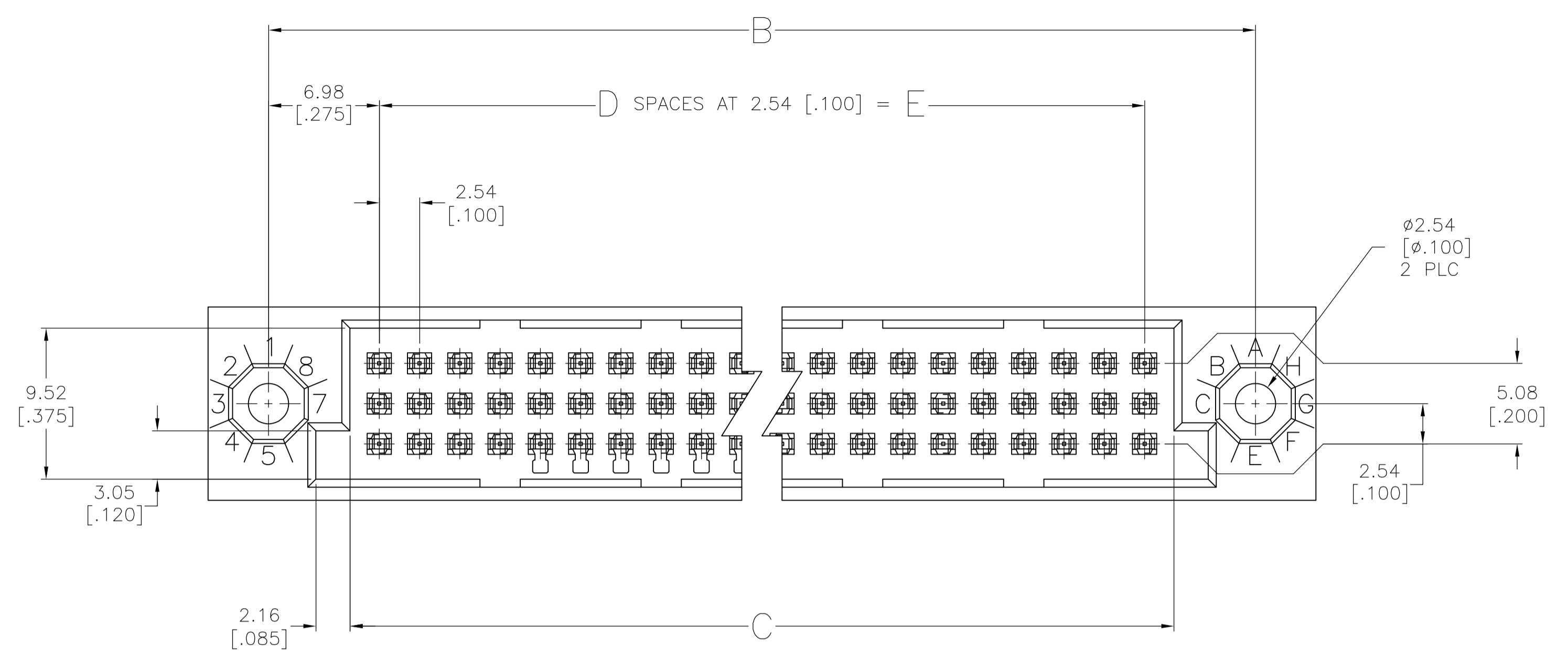
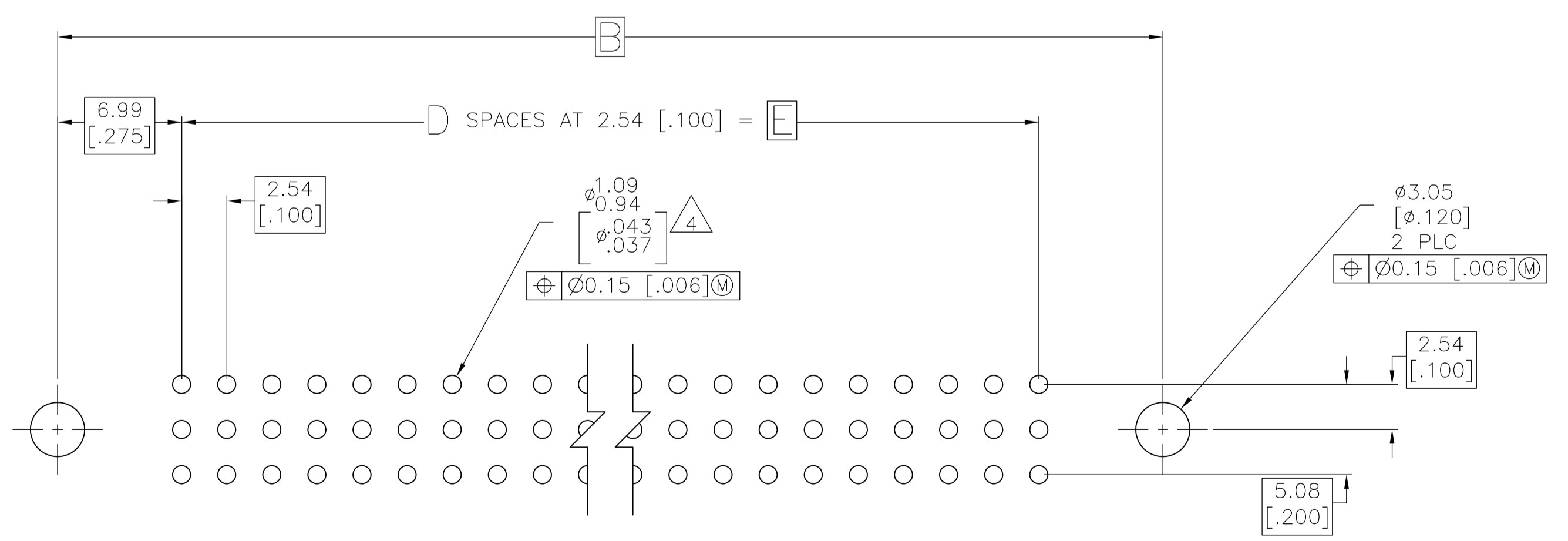


REVISIONS					
P	LTR	DESCRIPTION	DATE	DMN	APVD
Y		REVISED PER ECO-15-015252	13NOV15	BJ	FY



SECTION T-T



RECOMMENDED PC BOARD LAYOUT

THIS DRAWING IS A CONTROLLED DOCUMENT.		DIN R.K. SEIFRIED 09APR90	TE Connectivity	
DIMENSIONS: mm [INCHES]		CHK G. SKIPPER 24JAN92		
TOLERANCES UNLESS OTHERWISE SPECIFIED:		APVD G. SKIPPER 24JAN92	NAME HDI, 3 ROW, PIN ASSEMBLY, 13.54 [.533] LONG ACTION PINS	
0 PLC ± -	1 PLC ± -	PRODUCT SPEC	SIZE A1	
2 PLC ± 0.13 [.005]	3 PLC ± -	APPLICATION SPEC	CAGE CODE 00779	
4 PLC ± -	ANGLES ± -	WEIGHT 0	DRAWING NO. 533061	
MATERIAL	FINISH	CUSTOMER DRAWING	SCALE 4:1	SHEET 1 OF 2

REVISIONS				
P	LTR	DESCRIPTION	DATE	APPV
-	-	SEE SHEET 1	-	-

- 1 HOUSING MATERIAL: THERMOPLASTIC, BLACK.
- 2 CONTACT MATERIAL: PHOSPHOR BRONZE.
- 3 FINISH:
MATING AREA: MEETS THE PERFORMANCE REQUIREMENTS OF PRODUCT SPECIFICATION 108-9063; BASED ON TELCORDIA DR-1217-CORE APPLICATIONS IN UNCONTROLLED ENVIRONMENTS.
SOLDER TAILS AREA: TIN-LEAD PLATED.
- 4 ACTION PIN POSTS REQUIRE 2.36 [.093] MIN THICK PC BOARD. RECOMMENDED PC BOARD HOLES ARE ϕ 1.151 [.0453] PLATED THRU 0.025-0.076 [.001-.003] COPPER, WITH 0.0076 [.0003] MIN TIN-LEAD PLATING; FINISHED HOLE AFTER PLATING ϕ 0.94-1.09 [.037-.043]; AFTER REFLOW ϕ 0.91-1.09 [.036-.043].
- 5 HOUSINGS WITH CENTER MOUNTING IS RECOMMENDED FOR ASSEMBLIES HAVING 75 CONTACTS PER ROW OR MORE.
- 6 FINISH:
CONTACT FINISH: .00127-.00254 [.000050-.000100] NICKEL UNDERPLATE ALL OVER; .000762 [.000030] GOLD PLATE IN CONTACT AREA; TIN-LEAD PLATED POSTS.

	27.94 [1.100]	11	31.75 [1.250]	41.91 [1.650]	49.53 [1.950]	36	2-533061-1
OBSOLETE	22.86 [.900]	9	26.67 [1.050]	36.83 [1.450]	44.45 [1.750]	30	2-533061-0
	210.82 [8.300]	83	214.63 [8.450]	224.79 [8.850]	232.41 [9.150]	252	1-533061-9
OBSOLETE	243.84 [9.600]	96	247.65 [9.750]	257.81 [10.150]	265.43 [10.450]	291	1-533061-8
OBSOLETE	251.46 [9.900]	99	255.27 [10.050]	265.43 [10.450]	273.05 [10.750]	300	1-533061-7
OBSOLETE	238.76 [9.400]	94	242.57 [9.550]	252.73 [9.950]	260.35 [10.250]	285	1-533061-6
OBSOLETE	226.06 [8.900]	89	229.87 [9.050]	240.03 [9.450]	247.65 [9.750]	270	1-533061-5
OBSOLETE	213.36 [8.400]	84	217.17 [8.550]	227.33 [8.950]	234.95 [9.250]	255	1-533061-4
OBSOLETE	200.66 [7.900]	79	204.47 [8.050]	214.63 [8.450]	222.25 [8.750]	240	1-533061-3
OBSOLETE	187.96 [7.400]	74	191.77 [7.550]	201.93 [7.950]	209.55 [8.250]	225	1-533061-2
	175.26 [6.900]	69	179.07 [7.050]	189.23 [7.450]	196.85 [7.750]	210	1-533061-1
OBSOLETE	162.56 [6.400]	64	166.37 [6.550]	176.53 [6.950]	184.15 [7.250]	195	1-533061-0
	149.86 [5.900]	59	153.67 [6.050]	163.83 [6.450]	171.45 [6.750]	180	533061-9
	137.16 [5.400]	54	140.97 [5.550]	151.13 [5.950]	158.75 [6.250]	165	533061-8
OBSOLETE	124.46 [4.900]	49	128.27 [5.050]	138.43 [5.450]	146.05 [5.750]	150	533061-7
OBSOLETE	111.76 [4.400]	44	115.57 [4.550]	125.73 [4.950]	133.35 [5.250]	135	533061-6
	99.06 [3.900]	39	102.87 [4.050]	113.03 [4.450]	120.65 [4.750]	120	533061-5
OBSOLETE	86.36 [3.400]	34	90.17 [3.550]	100.33 [3.950]	107.95 [4.250]	105	533061-4
OBSOLETE	78.74 [3.100]	31	82.55 [3.250]	92.71 [3.650]	100.33 [3.950]	96	533061-3
	73.66 [2.900]	29	77.47 [3.050]	87.63 [3.450]	95.25 [3.750]	90	533061-2
OBSOLETE	60.96 [2.400]	24	64.77 [2.550]	74.93 [2.950]	82.55 [3.250]	75	533061-1
	E	D	C	B	A	POSN	PART NUMBER

THIS DRAWING IS A CONTROLLED DOCUMENT.		DIN R. K. SEIFRIED 09APR90		TE Connectivity	
DIMENSIONS: mm [INCHES]		TOLERANCES UNLESS OTHERWISE SPECIFIED:		G. SKIPPER 24JAN92	
0 PLC ± -		1 PLC ± -		G. SKIPPER 24JAN92	
2 PLC ± 0.13 [.005]		3 PLC ± -		NAME	
4 PLC ± -		ANGLES ± -		HDI, 3 ROW, PIN ASSEMBLY, 13.54 [.533] LONG ACTION PINS	
MATERIAL		FINISH		APPLICATION SPEC	
1 2		3 6		SIZE CASE CODE DRAWING NO	
				A1 00779 533061	
CUSTOMER DRAWING		WEIGHT 0		RESTRICTED TO	
				SCALE 4:1 SHEET 2 OF 2 REV Y	