

- 1
- 2
- 3
- 4
- 5
- 6
- 7
- 8
- 9
- 10
- 11
- 12
- 13
- 14
- 15
- 16
- 17
- 18

MATERIAL

Polyamide based (PA) technopolymer, black colour.

STANDARD EXECUTIONS

- **RLT-HJ**: joining header.
- **RLT-HE**: end header.

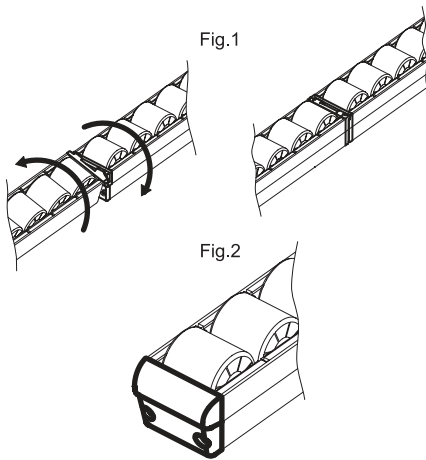
FEATURES AND APPLICATIONS

RLT-HJ header serves to bind tightly two ELEROLL rollers by engaging them (Fig. 1).

RLT-HE header is the end-element of ELEROLL roller tracks (Fig. 2). In addition to being an aesthetic element, the headers represent a safety element for the operator's hands and the handled material.

MOUNTING

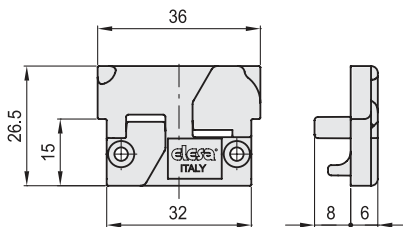
Assemble the headers to the end of RLT-AL aluminum profile by means of two UNI 6954 Ø 2,9 x13 self-tapping screws (included in the supply).



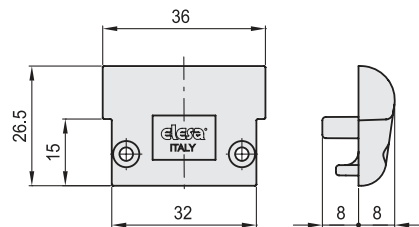
FIM design

ele:roll

RLT-HJ



RLT-HE



Machine elements

RLT-HJ

METRIC

Code	Description	⚖
429823	RLT-HJ	4

RLT-HE

METRIC

Code	Description	⚖
429813	RLT-HE	6