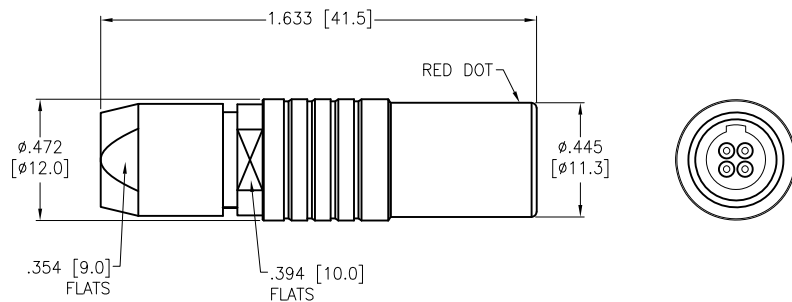


APPROVED: _____
 DATE: _____ TITLE: _____

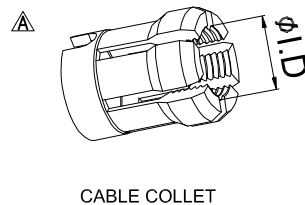
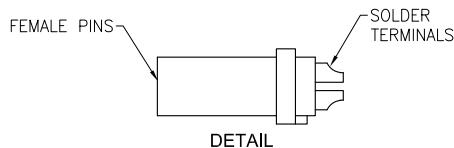
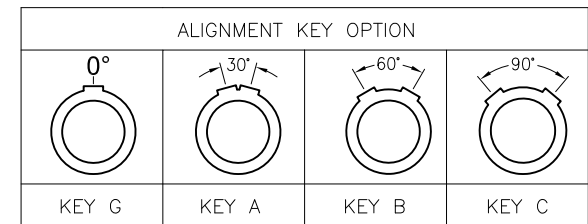
Rev	AWO #	Description	Date	Appr
-		RELEASED	8/16/21	
A		UPDATE DRAWING	3/2/23	



ALIGNMENT KEY
G = 0°
A = 30°
B = 60°
C = 90°

CABLE COLLET SIZE
42 = 3.2mm ~ 4.2mm ID
52 = 4.2mm ~ 5.2mm ID
62 = 5.2mm ~ 6.2mm ID
72 = 6.2mm ~ 7.2mm ID

OF POSITIONS
 02, 03, 04, 05, 06,
 07, 08, 10, 14 & 16



	2 Pin	3 Pin	4 Pin	5 Pin	6 Pin	7 Pin	8 Pin	10 Pin	14 Pin	16 Pin
Configuration										
Diameter of Pin	Ø1.3	Ø1.3	Ø0.9	Ø0.9	Ø0.7	Ø0.7	Ø0.7	Ø0.5	Ø0.5	Ø0.5
Testing Voltage	1300V	1300V	1200V	1200V	1000V	1000V	1000V	800V	800V	800V
Working Voltage	300V	300V	250V	250V	200V	200V	200V	200V	200V	200V
Rated Current / Pin	9A	9A	8A	7A	5A	5A	5A	2A	2A	2A
Max. Wire Awg	20	20	22	22	22	22	22	28	28	28

SPECIFICATIONS:

Material:
 Housing (Body): Brass, Nickel plated
 Insulator: PEEK
 Terminal: Brass, Gold Plated
 Electrical:
 Voltage Rating: See chart
 Current Rating: See chart
 Dielectric withstanding voltage: See chart
 Electrical Life: 5,000 Cycles min.
 Temperature Rating:
 Operating temperature: -55°C to +150°C
 Environmental:
 IP50 Protection (Mated Condition)
 Lead free, RoHS compliant



UNLESS OTHERWISE SPECIFIED ALL DIMENSIONS ARE INCHES [MM] TOLERANCES: EXCEPT AS NOTED		
INCHES		HOLES
.X ± .10	Ø.X ± .10	
.XX ± .020	Ø.XX ± .015	
.XXX ± .015	Ø.XXX ± .010	
APPROVALS		DATE
DRAWN	SS	8/16/21
CHECKED	SS	8/16/21
APPROVED		

ADAM TECH
 909 Rahway Avenue,
 Union, NJ 07083
 Phone: 908-687-5000
 Fax: 908-687-5710

TITLE
 PUSH-PULL CONNECTOR FEMALE PLUG, METAL,
 SIZE 1, SOLDER TERMINAL, IP50

SIZE X	PART NO. MMI-M1FXXXSXX	REV. A
REF: SXXXXX	SCALE: NTS	SHEET 1 OF 1