

MATERIAL NUMBER	# OF COLUMNS	# OF DIFF PAIR	DIM "A" MAX	DIM "B"	PTH ϕ
76560-*1**	10	60	26.60	17.10	0.46 \pm 0.05
76560-*7**	14	84	34.20	24.70	0.46 \pm 0.05
76560-*6**	16	96	38.00	28.50	0.46 \pm 0.05
76560-*1**	10	60	26.60	17.10	0.39 \pm 0.05
76560-*7**	14	84	34.20	24.70	0.39 \pm 0.05
76560-*6**	16	96	38.00	28.50	0.39 \pm 0.05

76560-****

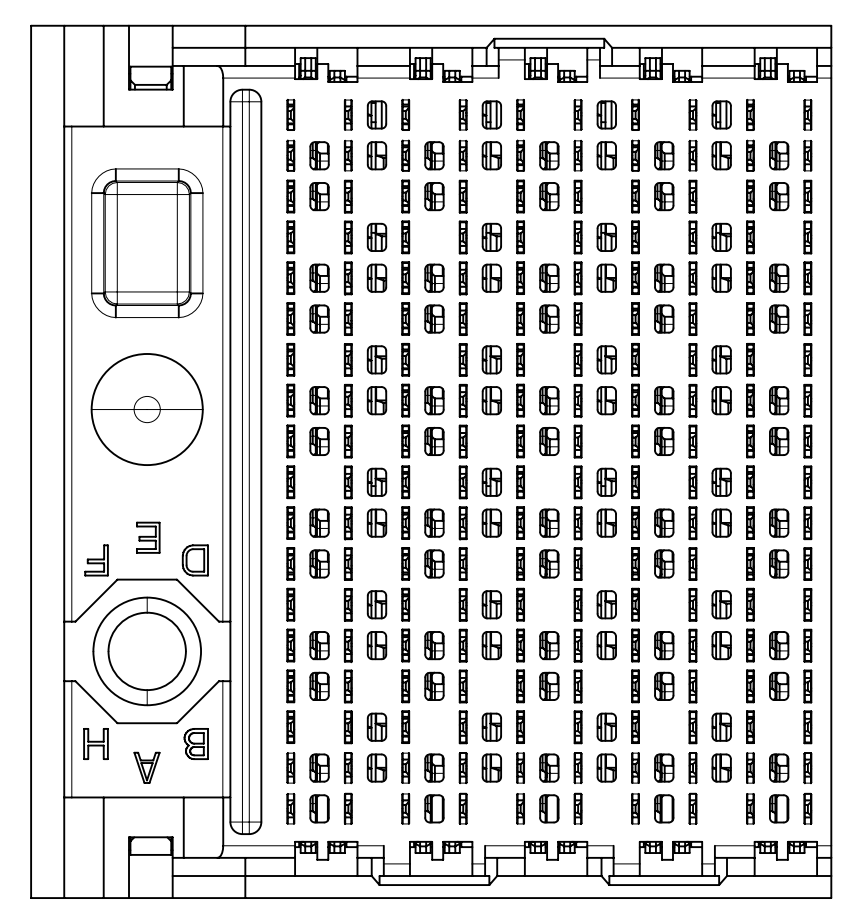
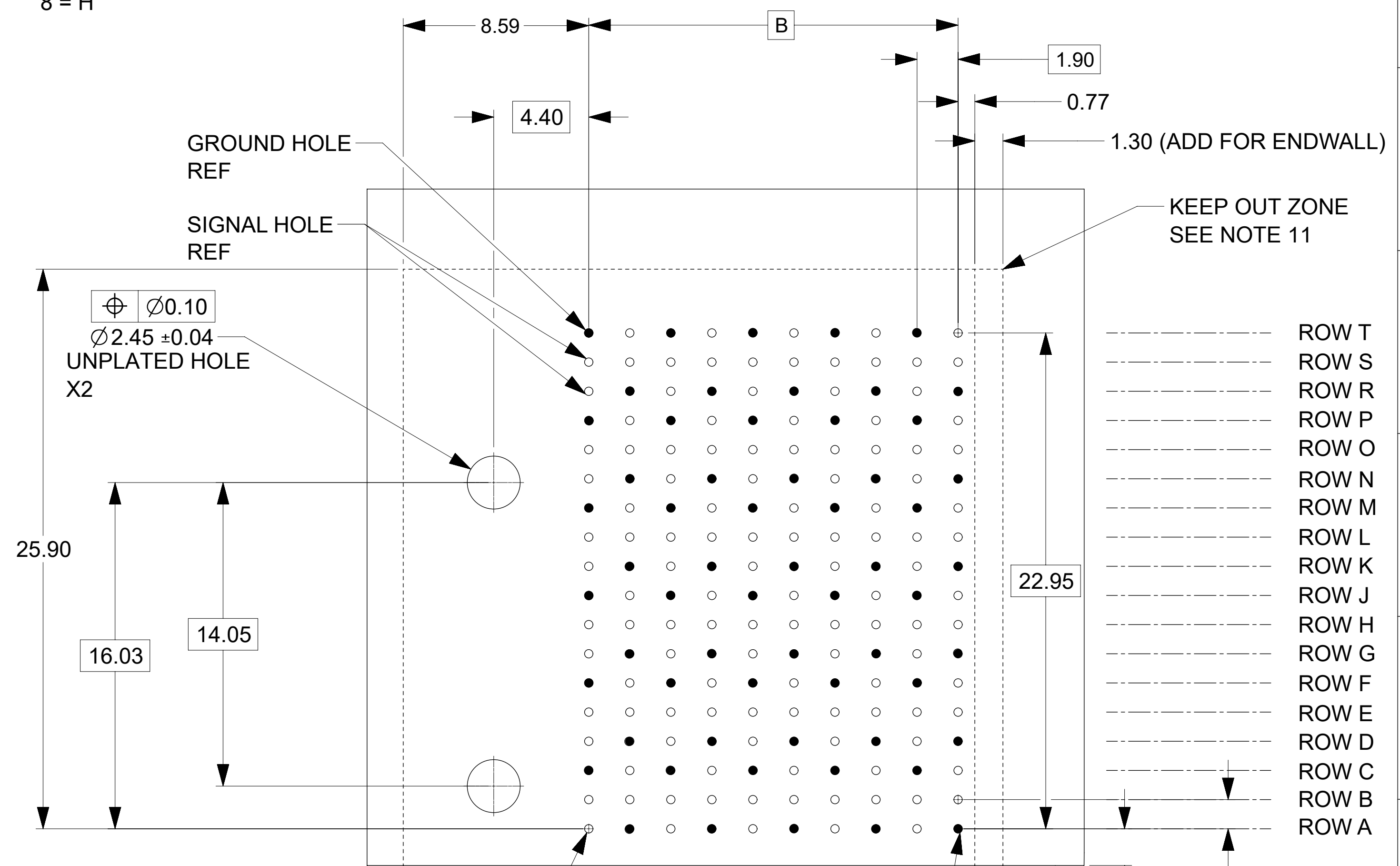
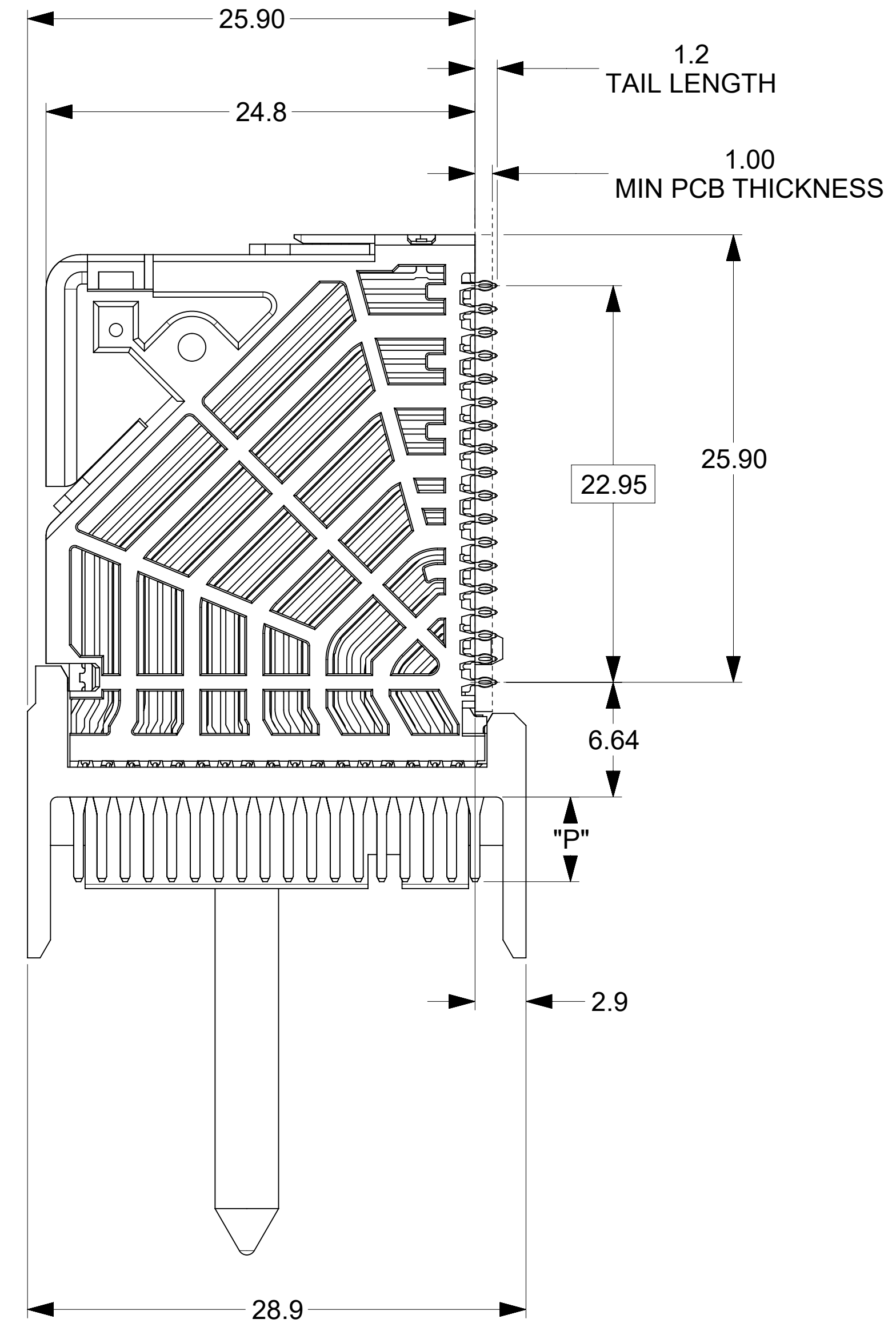
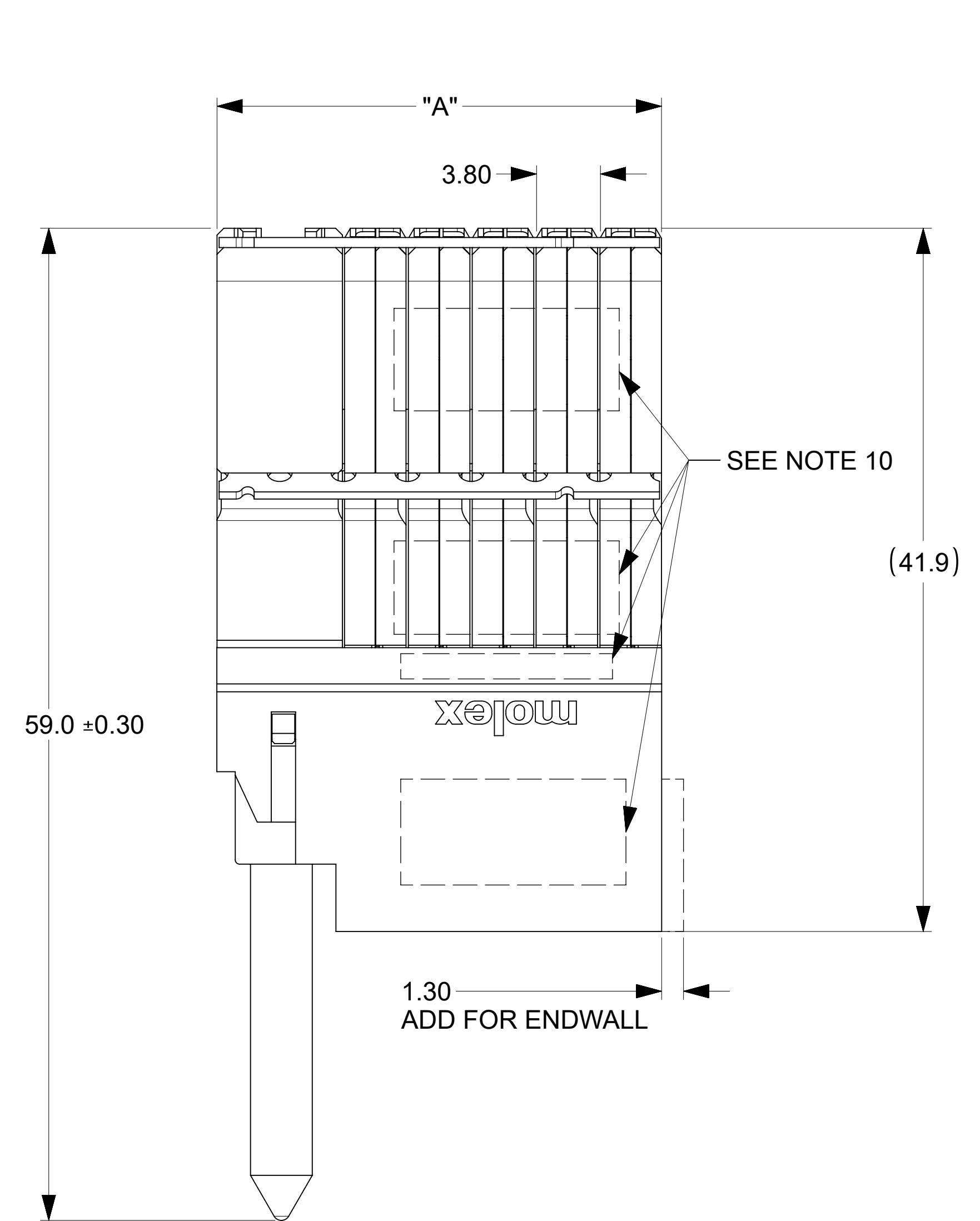
MODULE TYPE
 3 = GUIDED, LEAD-FREE
 7 = GUIDED, LEAD-FREE W/ENDWALL

OF COLUMNS
 1 = 10 COLUMNS
 6 = 16 COLUMNS
 7 = 14 COLUMNS

PIN LENGTH (P)
 4 = 4.90 (0.46 PTH)
 5 = 5.50 (0.46 PTH)
 7 = 4.90 (0.39 PTH)
 8 = 5.50 (0.39 PTH)

KEY ORIENTATION
 0 = NO KEY
 1 = A
 2 = B
 3 = C
 4 = D
 5 = E
 6 = F
 7 = G
 8 = H

- NOTES:
- MATERIALS: HOUSING - LIQUID CRYSTAL POLYMER (LCP), GLASS-FILLED, UL94V-0
 TERMINALS - HIGH PERFORMANCE COPPER ALLOY
 - FINISH: 30 μ m SELECTIVE GOLD IN CONTACT AREA, SELECTIVE TIN ON PCB TAILS, NICKEL OVERALL.
 - REFER TO MOLEX PRODUCT SPECIFICATION PS-76060-999 FOR PERFORMANCE SPECIFICATIONS AND ADDITIONAL PCB INFORMATION.
 - EACH SIGNAL WAFER CONTAINS 2 COLUMNS OF TERMINALS.
 - PRODUCT IS PACKAGED PER PK-70873-777.
 - THIS PART CONFORMS TO CLASS B REQUIREMENTS OF COSMETIC SPEC PS-45499-002.
 - REFER TO MOLEX SALES DRAWING SD-76150-004 FOR THE MATING RECEPTACLES.
 - REFER TO MOLEX PCB ROUTING GUIDE AS-76060-990 FOR ANTIPAD AND ROUTING RECOMMENDATIONS.
 - WHEN USING A MOLEX SUPPLIED #2-32 SCREW 73726-0000 (9.50mm +/- 0.38 THREADABLE SCREW LENGTH) THE MAXIMUM BOARD THICKNESS IS 4.4MM.
 - MARKING: LOCATED APPROXIMATELY AS SHOWN. PART NUMBER AND DATE CODE.
 - THESE DIMENSIONS REPRESENT THE AREA NEEDED TO ACCOMODATE CONNECTOR INSERTION AND REPAIR ON THE PCB. THIS IS REFERRED TO AS THE "CONNECTOR KEEP OUT ZONE" AND DOES NOT REPRESENT THE ACTUAL PERIMETER OF THE CONNECTOR.



THIS DRAWING CONTAINS INFORMATION THAT IS PROPRIETARY TO MOLEX ELECTRONIC TECHNOLOGIES, LLC AND SHOULD NOT BE USED WITHOUT WRITTEN PERMISSION

DIMENSION UNITS	SCALE	CURRENT REV DESC: REMASTERED TO NX	
mm	NTS		
GENERAL TOLERANCES (UNLESS SPECIFIED)			
ANGULAR TOL	\pm 0.5°		
4 PLACES	\pm	EC NO: 705090	2021/12/07
3 PLACES	\pm	DRWN: YOGEEB	2022/01/31
2 PLACES	\pm 0.13	CHK'D: DYARAS	2022/05/13
1 PLACE	\pm 0.25	APPR: LZENG	
0 PLACES	\pm	INITIAL REVISION:	
DRAFT WHERE APPLICABLE MUST REMAIN WITHIN DIMENSIONS		DRWN: JGONZALEZ01	2015/06/25
		APPR: TELO	2016/01/10
THIRD ANGLE PROJECTION	DRAWING	SERIES	MATERIAL NUMBER
	D-SIZE	76560	SEE TABLE
		CUSTOMER	SHEET NUMBER
		GENERAL MARKET	1 OF 2

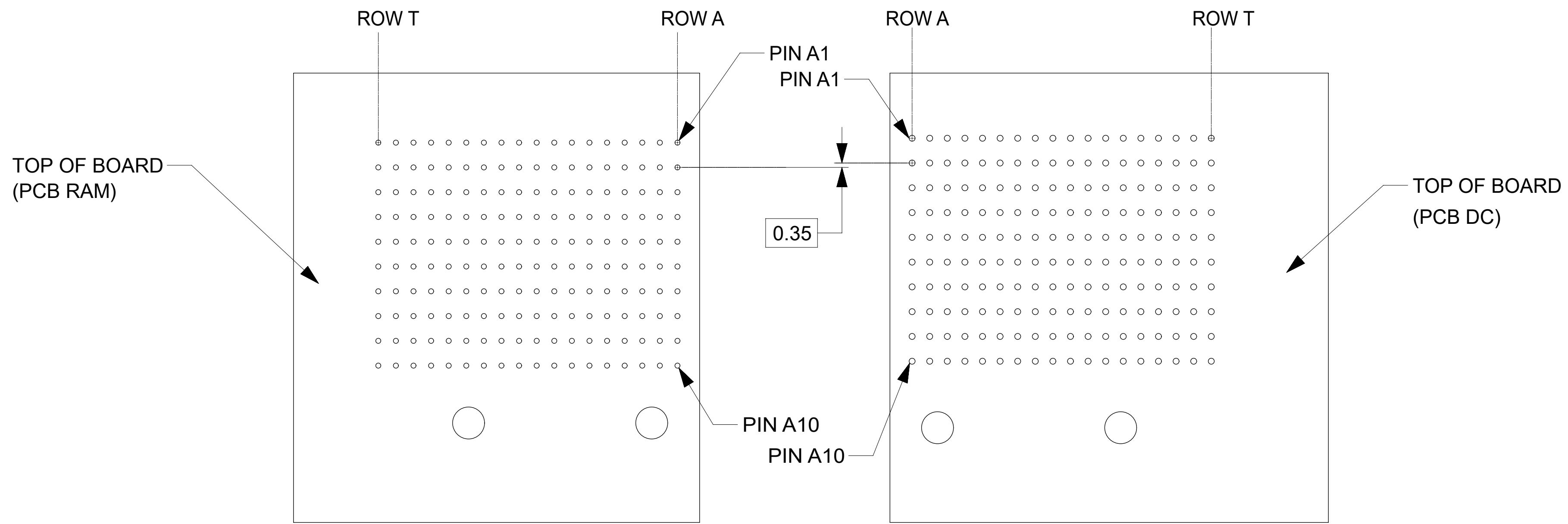
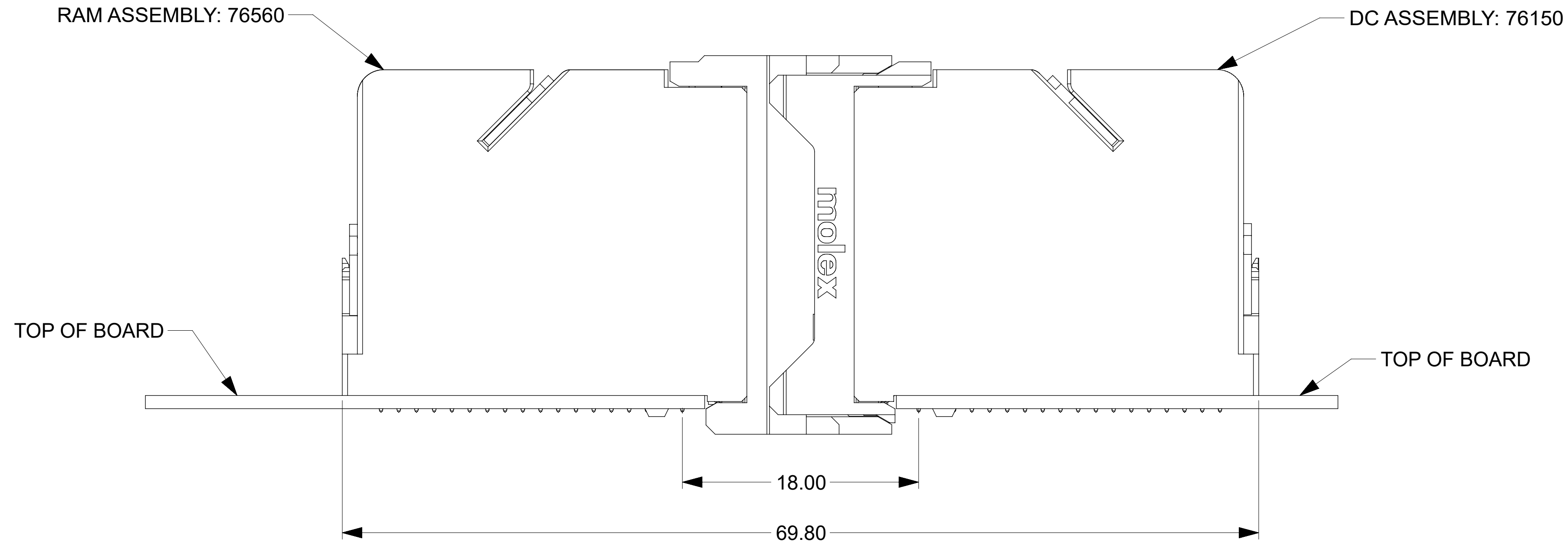
molex

IMPACT 6 PAIR RAM
 MARRIED GUIDE LEFT SALES DRAWING

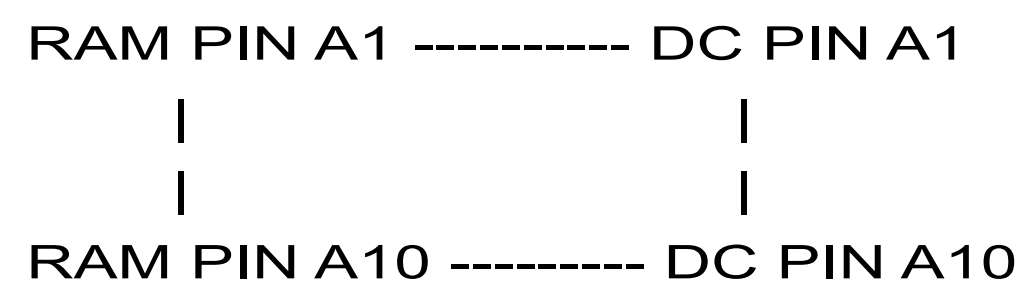
PRODUCT CUSTOMER DRAWING

DOCUMENT NUMBER: SD-76560-9002
 DOC TYPE: PSD
 DOC PART: 001
 REVISION: A3

COPLANAR APPLICATION



COPLANAR MATED SIGNAL PATHS



THIS DRAWING CONTAINS INFORMATION THAT IS PROPRIETARY TO MOLEX ELECTRONIC TECHNOLOGIES, LLC AND SHOULD NOT BE USED WITHOUT WRITTEN PERMISSION											
DIMENSION UNITS		SCALE		CURRENT REV DESC: REMASTERED TO NX						molex	
mm		NTS									
GENERAL TOLERANCES (UNLESS SPECIFIED)				EC NO: 705090		2021/12/07		IMPACT 6 PAIR RAM MARRIED GUIDE LEFT SALES DRAWING			
ANGULAR TOL ± 0.5°				DRWN: YOGEEB		2022/01/31					
4 PLACES ±				CHK'D: DYARAS		2022/05/13		PRODUCT CUSTOMER DRAWING			
3 PLACES ±				APPR: LZENG							
2 PLACES ± 0.13				INITIAL REVISION:				DOCUMENT NUMBER			
1 PLACE ± 0.25				DRWN: JGONZALEZ01		2015/06/25					
0 PLACES ±				APPR: TELO		2016/01/10					
DRAFT WHERE APPLICABLE MUST REMAIN WITHIN DIMENSIONS				THIRD ANGLE PROJECTION		DRAWING		SERIES		MATERIAL NUMBER	
				D-SIZE		76560		SEE TABLE		CUSTOMER	
								GENERAL MARKET		SHEET NUMBER	
										2 OF 2	