



FEATURES

- SMA Connector
- Ideal for Electron Detection
- Ultra-High Speed

Electro-Optical Characteristics at 25°C

Parameters	Test Conditions	Min	Typ	Max	Units
Active Area	1 mm x 1 mm		1		mm ²
Responsivity	(see graphs on next page)				A/W
Reverse Breakdown Voltage, V _R	I _R = 1 μA	55			Volts
Capacitance, C	V _R = 0 V		15	50	pF
Rise Time	RL = 50 Ω, V _R = 52 V			700	psec
Dark Current	V _R = 52 V		1	10	nA

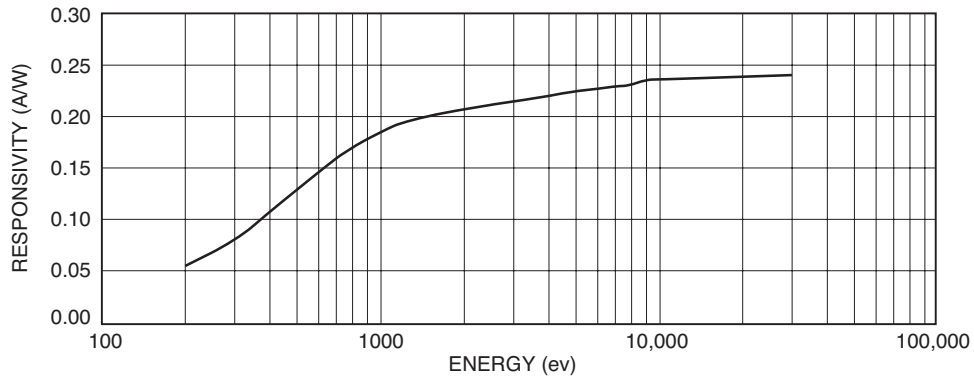
Thermal Parameters

Storage and Operating Temperature Range	Units
Ambient ¹	-10°C to 40°C
Nitrogen or Vacuum	-20°C to 80°C
Lead Soldering Temperature	N/A

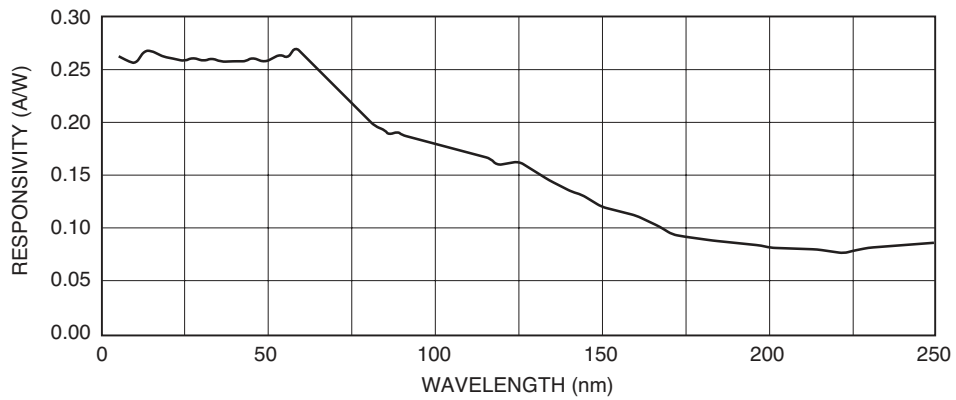
¹ Temperatures exceeding these parameters may create oxide growth on the active area.
 Over time responsivity to low energy radiation and wavelengths below 150 nm will be compromised.

Maximum torque of 5 inch/pounds recommended.
 Permanent damage will result if higher torque values are used and warranty is voided.

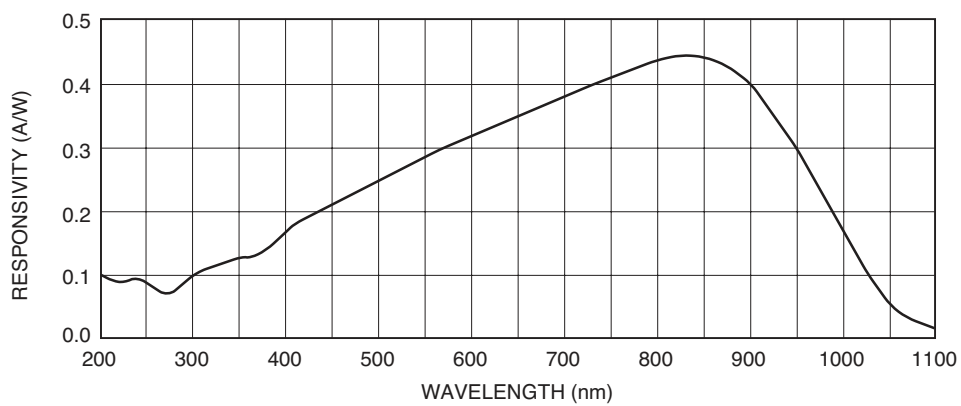
Typical Electron Response



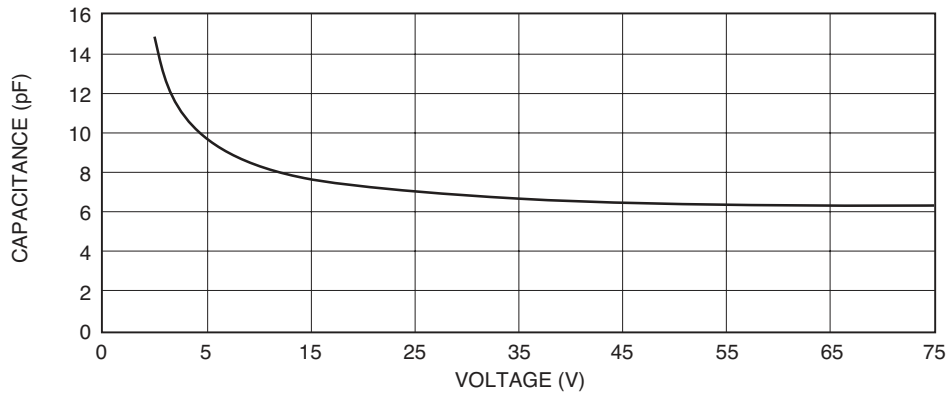
Typical EUV-UV Photon Response



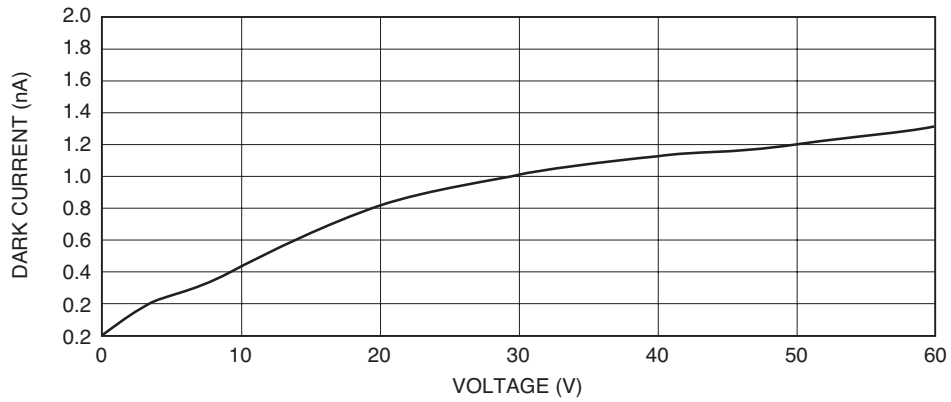
Typical UV-VIS-NIR Photon Responsivity



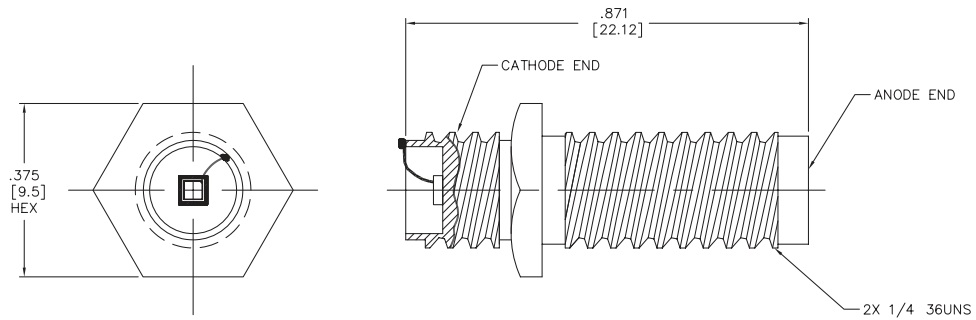
Capacitance vs. Voltage



Dark Current vs. Voltage



Package Information



Dimensions are in inch [metric] units.



REACH SVHC -This article contains Lead (Pb) > 0.1% as part of a copper alloy.
WARNING: This product can expose you to Lead (as part of a copper alloy), which is known to the State of California to cause cancer and birth defects or other reproductive harm. For more information go to www.P65Warnings.ca.gov

Specifications are subject to change without prior notice.