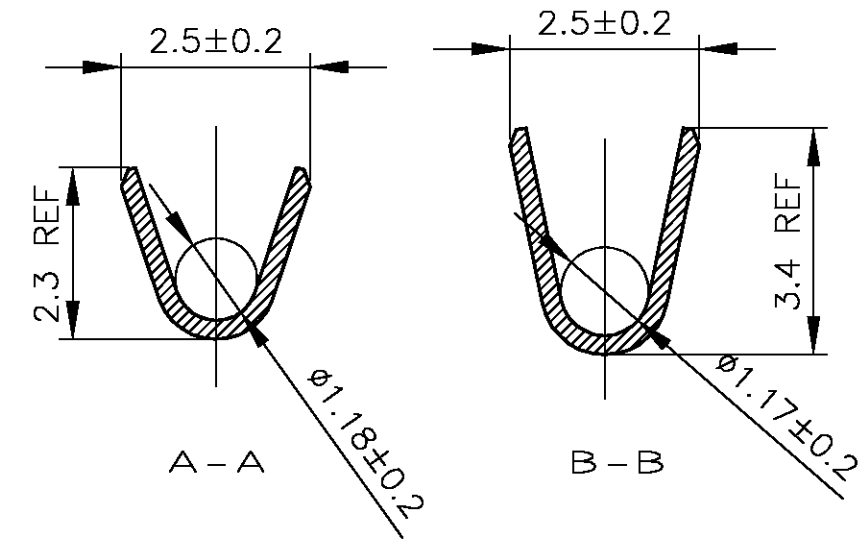
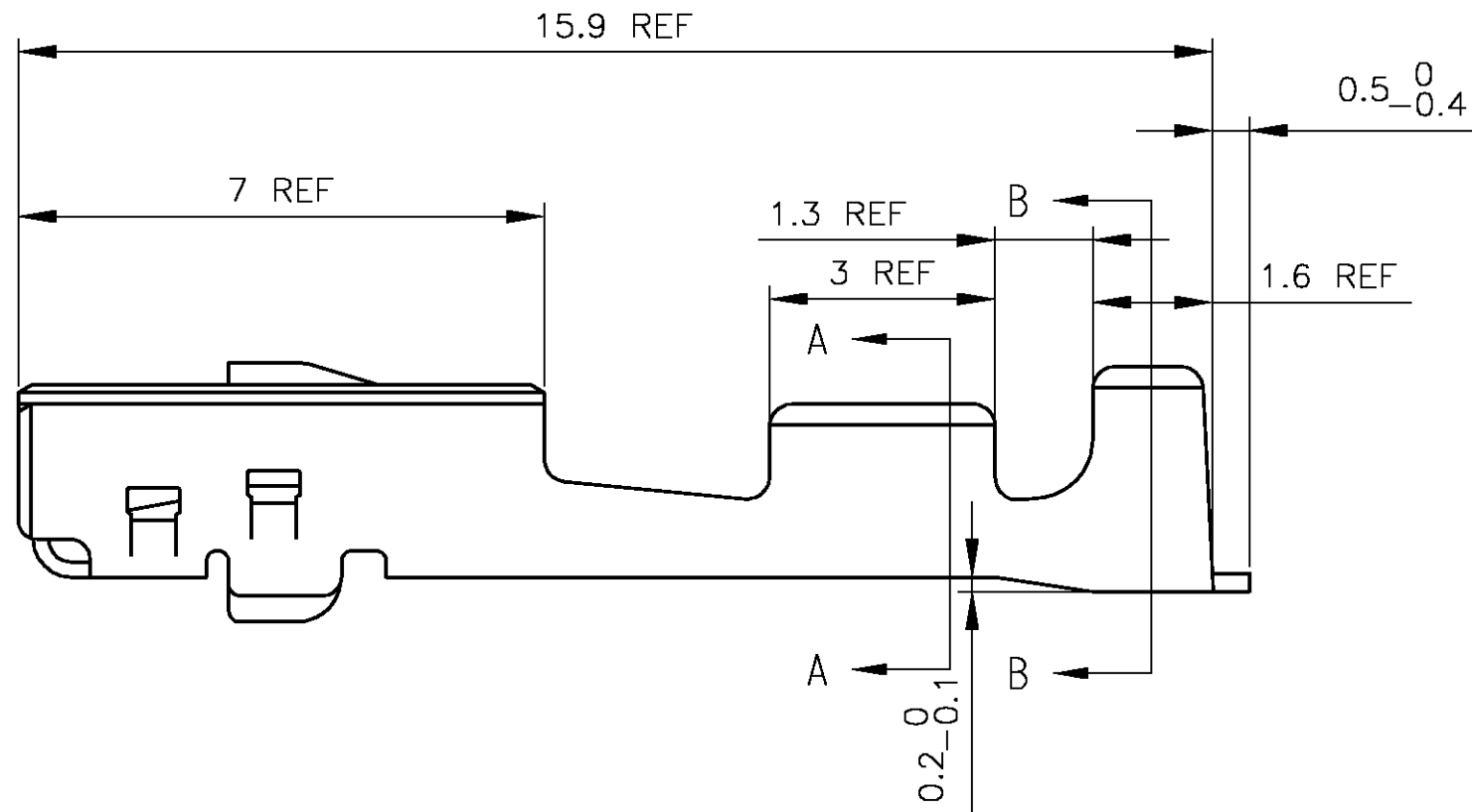


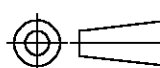
THIS DRAWING IS UNPUBLISHED. RELEASED FOR PUBLICATION  
 © COPYRIGHT BY TYCO ELECTRONICS CORPORATION. ALL RIGHTS RESERVED.

LOC	DIST	REVISIONS					
		P	LTR	DESCRIPTION	DATE	DWN	APVD
J	—	01	REVISED	ECR-08-015808	24JUN08	SF	KB



1. MUST MEET ALL SPECIFICATIONS  
 OF STRIP TERMINAL EXCEPT THOSE SHOWN  
 1. 本図記載以外については、連鎖状端子の規格を満足すること。

316836-1	PRE-TIN (すずめっき済)	1376700-1
連鎖状端子型番 STRIP PART NUMBER	FINISH (仕上げ)	PART NUMBER (型番)

THIS DRAWING IS A CONTROLLED DOCUMENT.		DWN K. FURUYAMA 01AUG01	Tyco Electronics Corporation Kawasaki, Japan	
DIMENSIONS: 単位: 転 mm	TOLERANCES UNLESS OTHERWISE SPECIFIED: 一般公差	CHK N.SAI 01AUG01	NAME 040 III UNSEALED CONTACT RECEPTACLE (S) Sn	
 0 PLC ±- 1 PLC ±- 2 PLC ±- 3 PLC ±- 4 PLC ±- ANGLES ±-	MATERIAL 材料 Cu ALLOY	APVD N.SAI 01AUG01	PRODUCT SPEC 製品規格	
		FINISH 仕上 SEE TABLE	APPLICATION SPEC 取付適用規格 114-5217	SIZE A3
一般公差 GENERAL TOLERANCE 10以下; ±0.2 10を超え30以下; ±0.25 30を超え100以下; ±0.3 角度; ±3°		WEIGHT 0.27g	DRAWING NO 番号 C-1376700	RESTRICTED TO —
CUSTOMER DRAWING			SCALE 尺度 10:1	SHEET 1 OF 1