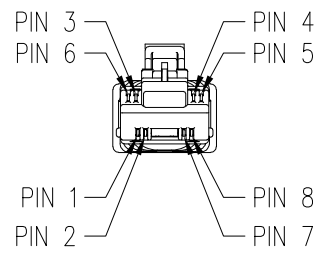
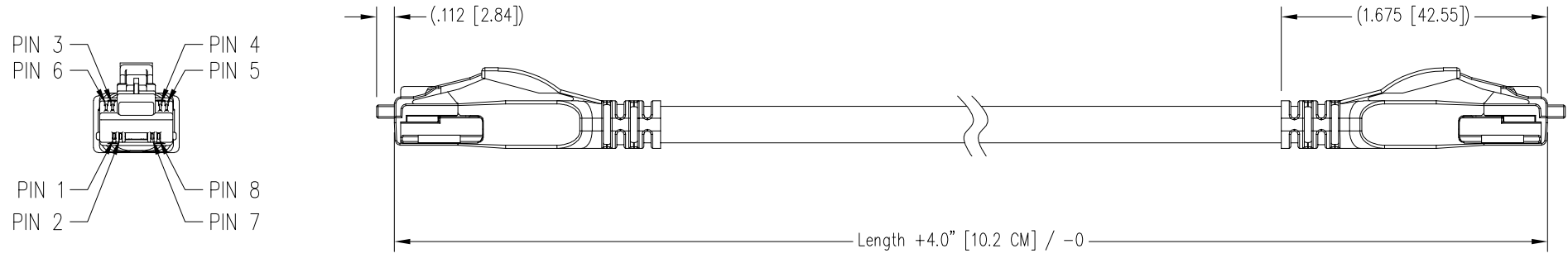
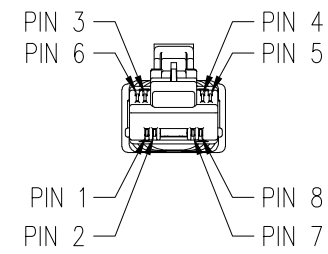


DATE	REV	ECN	APP'D. BY
05/11/20	A0	-	JE



P1: ARJ45 CAT 8.2



P2: ARJ45 CAT 8.2

P/N Structure

CA82-xxxU-yy

01 = FRNC/LSZH Jacket (ø5.8mm), Grey, with Black Strain Relief Boot

Length Units (See Part Number Reference Table)

F = Feet  
M = Meters

Length (See Part Number Reference Table)

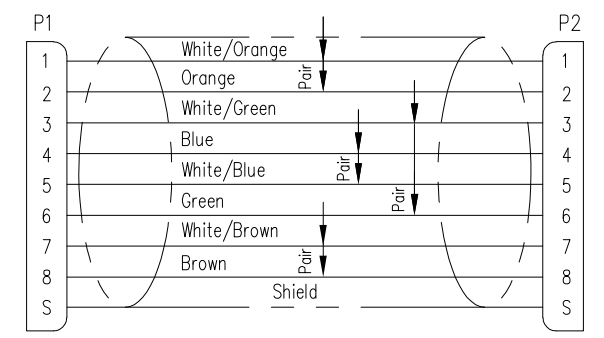
1 Foot Increments  
0.1 Meter Increments

82 = ARJ45 CAT 8.2 TO CAT 8.2

Cable Assembly Family

Notes:

- 1) Each cable assembly to be individually bagged.
- 2) Connector Construction:
  - Plug Housing, Clear PC UL 94 V-0
  - Boot, PC UL 94 V-0, Color: See Part Number
  - Internal Shield, Zinc Diecast, Tin Plating
  - Contacts, Copper Alloy  
Selective 50µ" Gold plating, Nickel Underplate
- 3) Cable Construction:
  - 4 Pair Flexible, S/FTP, CAT 8.2, Euroclass Dca
  - Stranded bare copper, AWG26
  - PE Insulation, Aluminum PETP foil
  - Jacket Material: See Part Number
- 4) 100% Transmission Tested for CAT 8.2 Patch Cord Performance



Wiring Map

Part Number Reference Table	
LENGTH	Part Number
7 FT	CA82-007F-01
5 FT	CA82-005F-01
3 FT	CA82-003F-01
2 M	CA82-020M-01
1.5 M	CA82-015M-01
1 M	CA82-010M-01



THIRD ANGLE PROJECTION	
DO NOT SCALE DRAWING	DRAWING IS SUBJECT TO CHANGE WITHOUT NOTICE
DIMENSIONS: INCHES [METRIC]	UNLESS OTHERWISE SPECIFIED TOLERANCES ARE ±.005 [0.13] ANGLES ARE ± 1°
SHEET NO.	1 OF 1



1118 Susquehanna Trail South  
Glen Rock, PA 17327-9199  
(717) 235-7512  
<http://www.stewartconnector.com>

TITLE: ARJ45 CAT 8.2 TO CAT 8.2 PATCH CORD ASSEMBLY	
DRN BY: ADB	DATE 05/08/20
APPD BY: JE	DATE 05/11/20
DWG NO. CTCA82-001	REV. A0