

Data sheet | Item number: 2002-474

Staggered jumper; 4-way; insulated; light gray

www.wago.com/2002-474



Color:

Data

Electrical data

Subject to changes. Please also observe the further product documentation!

WAGO GmbH & Co. KG

Hansastr. 27

32423 Minden

Phone: +49571 887-0 | Fax: +49571 887-169

Email: info.de@wago.com | Web: www.wago.com

Do you have any questions about our products?

We are always happy to take your call at +49 (571) 887-44222.



Ratings per IEC/EN

Nominal voltage (III/3)	400 V
Rated impulse voltage (III/3)	6 kV
Rated current	25 A

Physical data

Width	19.5 mm / 0.768 inches
Jumper assignment	1-2-3-4

Material Data

Note (material data)	Information on material specifications can be found here
Color	light gray
Fire load	0.052 MJ
Weight	2 g

Commercial data

Product Group	22 (TOPJOB S)
eCl@ss 10.0	27-14-11-40
eCl@ss 9.0	27-14-11-40
ETIM 8.0	EC000489
ETIM 7.0	EC000489
PU (SPU)	25 pcs
Packaging type	bag
Country of origin	DE
GTIN	4055143692274
Customs tariff number	85366990990

Environmental Product Compliance

RoHS Compliance Status	Compliant, No Exemption
------------------------	-------------------------

Approvals / Certificates

Declarations of conformity and manufacturer's declarations

Certificate

Subject to changes. Please also observe the further product documentation!



Logo	Approval	Additional Approval Text	name
	Railway WAGO GmbH & Co. KG	-	Railway Ready

Downloads

Documentation

Bid Text

2002-474 X81 - Datei	2019 年2月19 日	xml 2.7 kB	Download
2002-474 doc - Datei	2017 年4月27 日	doc 24.6 kB	Download

Additional Information

		pdf 2.3 MB	Download
--	--	---------------	----------

CAD/CAE-Data

CAE data

WSCAD Universe 2002-474		URL	Download
ZUKEN Portal 2002-474		URL	Download
EPLAN Data Portal 2002-474		URL	Download

CAD data

2D/3D Models 2002-474		URL	Download
-----------------------	--	-----	----------

Environmental Product Compliance

Compliance Search

Environmental Product Compliance 2002-474 Staggered jumper; 4-way; insulated; light gray		URL	Download
---	--	-----	----------


Subject to changes. Please also observe the further product documentation!

WAGO GmbH & Co. KG
Hansastr. 27
32423 Minden
Phone: +49571 887-0 | Fax: +49571 887-169
Email: info.de@wago.com | Web: www.wago.com

Do you have any questions about our products?
We are always happy to take your call at +49 (571) 887-44222.


Installation Notes

Commoning



Orient the staggered jumpers' red stripes on the inside.

Insert the staggered jumper and push down until it hits the backstop.



Commoning two potentials in one single jumper slot via extremely slim staggered jumpers.

Commoning



Orient the staggered jumpers' red stripes on the inside.

Insert the staggered jumper and push down until it hits the backstop.

Commoning

Subject to changes. Please also observe the further product documentation!



Removing a staggered jumper:

Insert the operating tool between the staggered jumpers, then lift up the jumper.

Commoning




Staggered jumper (seven contacts)

Breaking off contact lugs. Individual jumper contacts can be broken off by bending them. The remaining piece of insulation will meet requirements for clearances and creepage distances.

Staggered jumpers

Marking with a felt-tip pen.

Subject to changes. Please also observe the further product documentation!



Staggering jumpers in a single jumper slot:

Custom staggered jumpers can be created, e. g., for bridging over a terminal block with a different potential. Make sure that only one contact lug is in contact with the terminal block.

The contact lugs of the customized staggered jumpers contact the terminal blocks via the gaps created in the second jumper. Insert and press the ready-made jumper assembly into the jumper slot until it hits the backstop.

Product family

TOPJOB® S

TOPJOB® S: In various industrial applications and modern building installations, WAGO's wide and versatile range of rail-mount terminal blocks provides more than just reliable electrical connections.

[Show all products from the family](#)

Subject to changes. Please also observe the further product documentation!