

PTFIX 6X2,5-FE-G - Distribution block



3273414

<https://www.phoenixcontact.com/us/products/3273414>

Please be informed that the data shown in this PDF document is generated from our online catalog. Please find the complete data in the user documentation. Our general terms of use for downloads are valid.



Distribution block, Basic terminal block, nom. voltage: 450 V, nominal current: 24 A, number of connections: 6, connection method: Push-in connection, cross section: 0.14 mm² - 4 mm², mounting type: adhesive, color: black/yellow

Your advantages

- Flexible use, thanks to DIN rail mounting, direct mounting or adhesive mounting
- Clear wiring, thanks to eleven different color variants
- Time-saving conductor connection, thanks to tool-free Push-in direct connection technology
- Time savings of up to 80 %, thanks to ready-to-mount blocks without manual bridging
- Space savings of up to 50 % on the DIN rail, thanks to transverse mounting

Commercial data

Item number	3273414
Packing unit	1 pc
Minimum order quantity	10 pc
Sales key	BE09
Product key	BEA113
Catalog page	Page 440 (C-1-2019)
GTIN	4055626392806
Weight per piece (including packing)	12.78 g
Weight per piece (excluding packing)	11.91 g
Customs tariff number	85369010
Country of origin	PL

PTFIX 6X2,5-FE-G - Distribution block



3273414

<https://www.phoenixcontact.com/us/products/3273414>

Technical data

Notes

General	the blocks can be bridged with one another via the conductor shaft, for corresponding plug-in bridges, see accessories
---------	--

General

Note	The maximum load current of a single clamping unit must not be exceeded.
------	--

Product properties

Product type	Distributor terminal block
Number of connections	6
Number of rows	1
Potentials	1

Insulation characteristics

Overvoltage category	III
Degree of pollution	3

Electrical properties

Rated surge voltage	6 kV
Maximum power dissipation for nominal condition	0.77 W

Connection data

Number of connections per level	6
Nominal cross section	2.5 mm ²
Rated cross section AWG	12
Stripping length	8 mm ... 10 mm
Internal cylindrical gage	A3
Connection in acc. with standard	IEC 60998-2-2
Conductor cross section rigid	0.14 mm ² ... 4 mm ²
Cross section AWG	26 ... 12 (converted acc. to IEC)
Conductor cross section flexible	0.14 mm ² ... 2.5 mm ²
Conductor cross section, flexible [AWG]	26 ... 12 (converted acc. to IEC)
Conductor cross-section flexible (ferrule without plastic sleeve)	0.14 mm ² ... 2.5 mm ²
Flexible conductor cross section (ferrule with plastic sleeve)	0.14 mm ² ... 2.5 mm ²
Nominal current	24 A
Maximum load current	32 A
Maximum total current	48 A
Nominal voltage	450 V

Connection cross sections directly pluggable

Conductor cross section rigid	0.34 mm ² ... 4 mm ²
Conductor cross section, rigid [AWG]	24 ... 12 (converted acc. to IEC)

PTFIX 6X2,5-FE-G - Distribution block



3273414

<https://www.phoenixcontact.com/us/products/3273414>

Conductor cross-section flexible (ferrule without plastic sleeve)	0.34 mm ² ... 2.5 mm ²
Flexible conductor cross section (ferrule with plastic sleeve)	0.34 mm ² ... 2.5 mm ²

Dimensions

Width	16 mm
Height	28.6 mm
Depth	22.7 mm

Material specifications

Color	black/yellow
Flammability rating according to UL 94	V0
Insulating material group	I
Insulating material	PA
Static insulating material application in cold	-60 °C
Temperature index of insulation material (DIN EN 60216-1 (VDE 0304-21))	130 °C
Relative insulation material temperature index (Elec., UL 746 B)	130 °C
Fire protection for rail vehicles (DIN EN 45545-2) R22	HL 1 - HL 3
Fire protection for rail vehicles (DIN EN 45545-2) R23	HL 1 - HL 3
Fire protection for rail vehicles (DIN EN 45545-2) R24	HL 1 - HL 3
Fire protection for rail vehicles (DIN EN 45545-2) R26	HL 1 - HL 3
Calorimetric heat release NFPA 130 (ASTM E 1354)	28 MJ/kg
Surface flammability NFPA 130 (ASTM E 162)	passed
Specific optical density of smoke NFPA 130 (ASTM E 662)	passed
Smoke gas toxicity NFPA 130 (SMP 800C)	passed

Mechanical properties

Mechanical data

Open side panel	No
-----------------	----

Mechanical tests

Attachment on the carrier

Result	Test passed
Note	When aligning several blocks, it is recommended to either place a DIN rail adapter underneath the connection point or a flange element between the blocks. For versions with 6 or 7 connections, it is enough to place one DIN rail adapter centrally per block and place flange elements after every other block. When using the DIN rail adapter PTFIX-NS35, an aligned block must not protrude by more than a half.

Environmental and real-life conditions

Needle-flame test

Time of exposure	30 s
------------------	------

PTFIX 6X2,5-FE-G - Distribution block



3273414

<https://www.phoenixcontact.com/us/products/3273414>

Result	Test passed
--------	-------------

Oscillation/broadband noise

Specification	DIN EN 50155 (VDE 0115-200):2008-03
Spectrum	Service life test category 2, bogie-mounted
Frequency	$f_1 = 5 \text{ Hz}$ to $f_2 = 250 \text{ Hz}$
ASD level	6.12 (m/s ²)/Hz
Acceleration	3.12g
Test duration per axis	5 h
Test directions	X-, Y- and Z-axis
Result	Test passed

Shocks

Specification	DIN EN 50155 (VDE 0115-200):2008-03
Pulse shape	Half-sine
Acceleration	30g
Shock duration	18 ms
Number of shocks per direction	3
Test directions	X-, Y- and Z-axis (pos. and neg.)
Result	Test passed

Ambient conditions

Ambient temperature (operation)	-35 °C ... 105 °C (max. short-term operating temperature RTI Elec.)
Ambient temperature (storage/transport)	-25 °C ... 60 °C (for a short time, not exceeding 24 h, -60 °C to +70 °C)
Ambient temperature (assembly)	-5 °C ... 70 °C
Ambient temperature (actuation)	-5 °C ... 70 °C
Permissible humidity (storage/transport)	30 % ... 70 %

Standards and regulations

Connection in acc. with standard	IEC 60998-2-2
----------------------------------	---------------

Mounting

Mounting type	adhesive
---------------	----------

PTFIX 6X2,5-FE-G - Distribution block




3273414


<https://www.phoenixcontact.com/us/products/3273414>


Approvals


To download certificates, visit the product detail page: <https://www.phoenixcontact.com/us/products/3273414>


 CSA Approval ID: 13631				
	Nominal voltage U_N	Nominal current I_N	Cross section AWG	Cross section mm^2
Use group B	300 V	20 A	26 - 12	-
Use group C	300 V	20 A	26 - 12	-
Use group D	600 V	5 A	26 - 12	-

 IECEE CB Scheme Approval ID: DE1-63085				
	Nominal voltage U_N	Nominal current I_N	Cross section AWG	Cross section mm^2
	450 V	24 A	-	-

 EAC Approval ID: RU C-DE.BL08.B.00644				
---	--	--	--	--

 LR Approval ID: LR2002627TA				
---	--	--	--	--

 VDE Zeichengenehmigung Approval ID: 40047798				
	Nominal voltage U_N	Nominal current I_N	Cross section AWG	Cross section mm^2
	450 V	24 A	-	-

 cULus Recognized Approval ID: E60425				
	Nominal voltage U_N	Nominal current I_N	Cross section AWG	Cross section mm^2
Use group B	300 V	20 A	26 - 12	-
Use group C	300 V	20 A	26 - 12	-
Use group D	600 V	5 A	26 - 12	-

PTFIX 6X2,5-FE-G - Distribution block



3273414

<https://www.phoenixcontact.com/us/products/3273414>

Classifications

ECLASS

ECLASS-11.0	27141120
ECLASS-13.0	27250118

ETIM

ETIM 8.0	EC000897
----------	----------

UNSPSC

UNSPSC 21.0	39121400
-------------	----------

PTFIX 6X2,5-FE-G - Distribution block



3273414

<https://www.phoenixcontact.com/us/products/3273414>

Environmental product compliance

China RoHS	Environmentally friendly use period: unlimited = EFUP-e
	No hazardous substances above threshold values

Phoenix Contact 2023 © - all rights reserved
<https://www.phoenixcontact.com>

Phoenix Contact USA
586 Fulling Mill Road
Middletown, PA 17057, United States
(+717) 944-1300
info@phoenixcon.com