

EVAL-L9907-H Evaluation Board



Features

- Supply voltage range (VBatt): 6 V÷54 V
- Load Current Capability up to 120 A
- Device control and diagnostic via SPI
- Flexible shunt configuration (Phase U+PhaseV or PhaseU+Total Phase)
- 4 LEDs for monitoring VBatt, Vcc, EN1 and EN2 signal
- Input signal connector compatible with SPC56 Discovery boards. A different microcontroller board can be connected by a simple adaptor or wire
- Total accessibility to all pins by test points
- Modular PCBs design to easily change the external Power MOS both SMD and throughhole Power MOS
- Possibility to connect external USB adapter for the SPI communication
- Possibility to use external Boost components by removing jumpers

Description

The EVAL-L9907-H is designed to provide the user with a platform for the evaluation of the L9907 device. The Board provides all the main input/output capabilities necessary to drive a BLCD motor and provide also diagnostic functionalities. L9907 is fully integrated 3-phase pre-driver with integrated booster capable to drive all kind of Power MOS transistors in 3-phase BLDC motor applications up to 54 V. The integrated boost regulator provides sufficient gate charge to driver Power MOS down to 6 V. The circuit is suitable to operate in environments with high supply voltage such as double battery in 48V systems. L9907 is able to control independently the six pre-driver channels to implement all kind of electric motor control strategies, with the possibility to select among 4 gate output current levels while the application is running. All output channels are protected against short circuit. L9907 is equipped with 2 current sense amplifiers. The gain and output offset voltage of each current sense amplifier can be configured by SPI to allow max flexibility for phase or ground current sense strategy. L9907 is protected against over-temperature and shoot through events. The EVAL-L9907-H can be plugged directly to SPC560P-DISP Discovery+ board and using the L9907 demonstration software it is possible to implement a 3 phase brushless motors control.

Product status link

[EVAL-L9907-H](#)

Order code

EVAL-L9907-H

References

EVAL-L9907-H Evaluation board

1 System requirements, HW and SW resources

1.1 System requirements

- Power Supply: 6 V ÷ 54 V; up to 120 A
- SPC560P-DISP discovery board or microcontroller board able to offer SPI signals, manage 2 EN and 6 PWM signals, 2 ADC inputs for current sensing and +5 V or 3,3 V (Vcc)

1.2 Development tool chain

- Graphic User Interface: Labview
- Software development environment (in connection with SPC5 MCUs): SPC5Studio
- Hardware set-up:
 - Board stand alone [Figure 1](#)
 - PC Graphic User Interface -SPC560P-DISP (dedicated Firmware) - EVAL-L9907-H [Figure 2](#)
 - Any SPC56 Discovery + Application Examples (within SPC5 Studio) + EVAL-L9907-H [Figure 3](#)

Figure 1. EVAL-L9907-H evaluation board




Figure 2. SPC560P-DISP (dedicated firmware) - EVAL-L9907-H





Figure 3. SPC56 discovery + application examples + EVAL-L9907-H



1.3 Demonstration software

Demonstration software is available on ST web site for free download, www.st.com

Revision history

Table 1. Document revision history

Date	Version	Changes
09-Sep-2014	1	Initial release.
11-Jul-2016	2	Updated figure in the cover page, Figure 1: EVALL9907-H Evaluation Board; Figure 2: SPC560PDISP (dedicated Firmware) - EVAL-L9907-H; Figure 3: SPC56 Discovery + Application Examples +EVAL-L9907-H; Added web link in Section 1.3: Demonstration software.
12-Apr-2019	3	Updated Features list in the cover page and all images.

IMPORTANT NOTICE – PLEASE READ CAREFULLY

STMicroelectronics NV and its subsidiaries (“ST”) reserve the right to make changes, corrections, enhancements, modifications, and improvements to ST products and/or to this document at any time without notice. Purchasers should obtain the latest relevant information on ST products before placing orders. ST products are sold pursuant to ST’s terms and conditions of sale in place at the time of order acknowledgement.

Purchasers are solely responsible for the choice, selection, and use of ST products and ST assumes no liability for application assistance or the design of Purchasers’ products.

No license, express or implied, to any intellectual property right is granted by ST herein.

Resale of ST products with provisions different from the information set forth herein shall void any warranty granted by ST for such product.

ST and the ST logo are trademarks of ST. For additional information about ST trademarks, please refer to www.st.com/trademarks. All other product or service names are the property of their respective owners.

Information in this document supersedes and replaces information previously supplied in any prior versions of this document.

© 2019 STMicroelectronics – All rights reserved