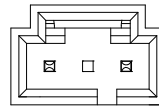


ITEM NUMBER	CIRCUIT SIZE	VOIDED PIN(S) - CIRCUIT - NUMBER(S)	CONNECTOR END PLATING	P.C. BOARD END PLATING
74099-5000	11	10	TIN	TIN
74099-5001	19	17	TIN	TIN
74099-5002	20	19	TIN	TIN
74099-5003	20	19	15 GOLD	TIN



**3 CIRCUIT**

SHOWN WITH CIRCUIT 2 VOIDED

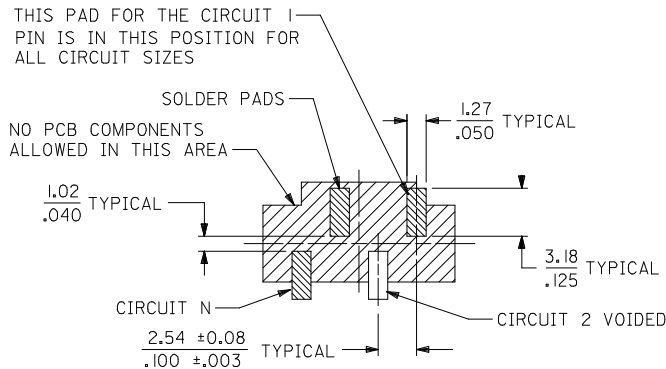
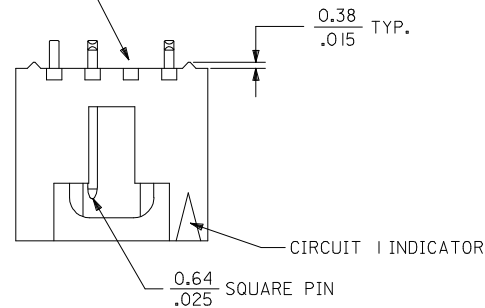
CKT. SIZE	DIMENSION A		DIMENSION B		DIMENSION C	
	MM	IN.	MM	IN.	MM	IN.
3	8.13	.320	5.08	.200	0.15	.006
4	10.67	.420	7.62	.300	0.15	.006
5	13.21	.520	10.16	.400	0.15	.006
6	15.75	.620	12.70	.500	0.15	.006
7	18.29	.720	15.24	.600	0.15	.006
8	20.83	.820	17.78	.700	0.15	.006
9	23.37	.920	20.32	.800	0.15	.006
10	25.91	1.020	22.86	.900	0.15	.006
11	28.45	1.120	25.40	1.000	0.15	.006
12	30.99	1.220	27.94	1.100	0.15	.006
13	33.53	1.320	30.48	1.200	0.15	.006
14	36.07	1.420	33.02	1.300	0.15	.006
15	38.61	1.520	35.56	1.400	0.15	.006
16	41.15	1.620	38.10	1.500	0.15	.006
17	43.69	1.720	40.64	1.600	0.15	.006
18	46.23	1.820	43.18	1.700	0.15	.006
19	48.77	1.920	45.72	1.800	0.15	.006
20	51.31	2.020	48.26	1.900	0.18	.007
21	53.85	2.120	50.80	2.000	0.18	.007
22	56.39	2.220	53.34	2.100	0.18	.007
23	58.93	2.320	55.88	2.200	0.18	.007
24	61.47	2.420	58.42	2.300	0.18	.007

**PLATING: SEE CHART ABOVE**

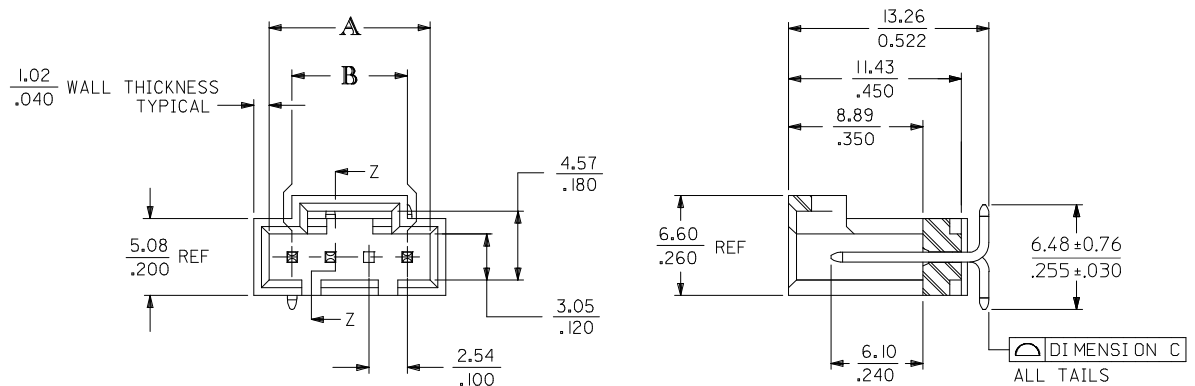
- TIN - .000150 MINIMUM TIN PLATE OVER NICKEL PLATE.
- 15 GOLD - .000015 MINIMUM GOLD PLATE IN SELECT AREA, .000075 MINIMUM TIN PLATE IN SELECT AREA, OVER NICKEL PLATE OVERALL.
- 30 GOLD - .000030 MINIMUM GOLD PLATE IN SELECT AREA, .000075 MINIMUM TIN PLATE IN SELECT AREA, OVER NICKEL PLATE OVERALL.

\*THE PRIMARY SHIPPING CARTON WILL BE LABELED "COMPLIANT TO RoHS DIRECTIVE 2002/95/EC AND ELV ANNEX II OF DIRECTIVE 2000/53/EC". CARTONS WITHOUT THIS LABEL MAY CONTAIN PRODUCT WITH LEAD.

VOID PIN - SEE CHART FOR LOCATION



**RECOMMENDED PC BOARD LAYOUT**



**SECTION Z-Z**

**4 CIRCUIT SHOWN**

SHOWN WITH CIRCUIT 2 VOIDED

**NOTES:**

- HEADER MATERIAL: GLASS FILLED POLYESTER; UL94V-0; COLOR: BLACK  
PIN MATERIAL: PHOSPHOR BRONZE
- HEADER TO BE USED WITH OPTION \*G\* 70400 AND 70430 SERIES SL CONNECTORS.
- REFER TO MOLEX PRODUCT SPECIFICATION PS-7054I.
- PRODUCT PACKAGED PER PK-70873-003.

CORRECT DIM ERROR EC NO: UCP2014-1669 DRWN:DMORGAN 2013/10/16 CHKD:MPFF 2013/10/16 APPR:SMILLER 2013/10/18	QUALITY SYMBOLS	GENERAL TOLERANCES (UNLESS SPECIFIED)	DIMENSION STYLE	SCALE	DESIGN UNITS	THIRD ANGLE PROJECTION
	▽=0	mm INCH	MM/IN	4:1	INCH	☉
	▽=0	4 PLACES ± --- ± ---	DRAWN BY DATE	TITLE		
	▽=0	3 PLACES ± --- ±.010	BBARKER 03/06/18	SALES ASSY, SL VERTICAL HEADER W/VOIDS,SMT,LATCH NO PEGS,(2.54)/.100 CENT		
		2 PLACES ± 0.25 ± ---	CHECKED BY DATE	DOCUMENT NO.		
		1 PLACE ± --- ± ---	DMORGAN 03/06/18	SD-74099-002		
		0 PLACE ± --- ± ---	APPROVED BY DATE	SHEET NO.		
			SMILLER 2013/07/26	1 OF 1		
		ANGULAR ±1/2°	MATERIAL NO.	THIS DRAWING CONTAINS INFORMATION THAT IS PROPRIETARY TO MOLEX INCORPORATED AND SHOULD NOT BE USED WITHOUT WRITTEN PERMISSION		
		DRAFT WHERE APPLICABLE MUST REMAIN WITHIN DIMENSIONS	SEE TABLE			