

Multilayer Chip Ceramic Inductors



AIMC-0805



2.00 x 1.25 x 0.85mm
RoHS/RoHS II Compliant
MSL = 1

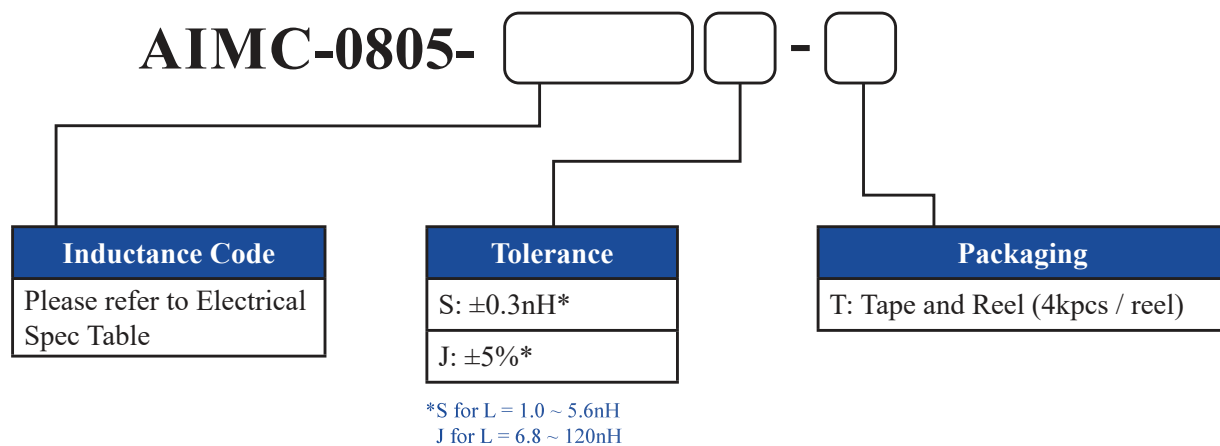
Features

- High self-resonant frequency
- Multilayer monolithic construction yields high reliability
- Excellent solderability & heat resistance for reflow soldering

Applications

- Bluetooth
- Mobile phones such as GSM, CDMA, PDC
- High frequency telecommunication circuits
- Other high frequency circuit general use

Part Identification



Multilayer Chip Ceramic Inductors



AIMC-0805



2.00 x 1.25 x 0.85mm
RoHS/RoHS II Compliant
MSL = 1

Electrical Specifications

Operating Temperature	Storage Temperature
-55°C ~ +125°C	-40°C ~ +85°C

Part Number	L (nH)	Tolerance	L,Q Test Freq.	Q (Min.)	SRF (MHz)	DCR (Ω)	Ir (mA)
			MHz		(Min.)	(Max)	(Max)
AIMC-0805-1N0	1.0	S	100	10	10000	0.1	300
AIMC-0805-1N2	1.2	S	100	10	10000	0.1	300
AIMC-0805-1N5	1.5	S	100	10	4000	0.1	300
AIMC-0805-1N8	1.8	S	100	10	4000	0.1	300
AIMC-0805-2N2	2.2	S	100	10	4000	0.1	300
AIMC-0805-2N7	2.7	S	100	12	4000	0.1	300
AIMC-0805-3N3	3.3	S	100	12	4000	0.13	300
AIMC-0805-3N9	3.9	S	100	12	4000	0.15	300
AIMC-0805-4N7	4.7	S	100	12	3500	0.20	300
AIMC-0805-5N6	5.6	S	100	15	3200	0.23	300
AIMC-0805-6N8	6.8	J	100	15	2800	0.25	300
AIMC-0805-8N2	8.2	J	100	15	2400	0.28	300
AIMC-0805-10N	10	J	100	15	2100	0.30	300
AIMC-0805-12N	12	J	100	15	1900	0.35	300
AIMC-0805-15N	15	J	100	15	1600	0.40	300
AIMC-0805-18N	18	J	100	15	1500	0.45	300
AIMC-0805-22N	22	J	100	18	1400	0.50	300
AIMC-0805-27N	27	J	100	18	1300	0.55	300
AIMC-0805-33N	33	J	100	18	1200	0.60	300
AIMC-0805-39N	39	J	100	18	1000	0.65	300
AIMC-0805-47N	47	J	100	18	900	0.70	300
AIMC-0805-56N	56	J	100	18	800	0.75	300
AIMC-0805-68N	68	J	100	18	700	0.80	300
AIMC-0805-82N	82	J	100	18	600	0.90	300
AIMC-0805-R10	100	J	100	18	600	0.90	300
AIMC-0805-R12	120	J	50	13	500	0.95	300

Test Conditions

Ir: $\Delta T \leq 40^\circ\text{C}$

Unless otherwise specified

Temperature: Ambient Temperature ($20 \pm 15^\circ\text{C}$)

Humidity: Ordinary Humidity (30 to 70% RH)



5101 Hidden Creek Ln Spicewood TX 78669
Phone: 512-371-6159 | Fax: 512-351-8858
For terms and conditions of sales, please visit:
www.abracon.com

REVISED: 01-10-20

ABRACON IS
ISO9001-2015
CERTIFIED

Multilayer Chip Ceramic Inductors

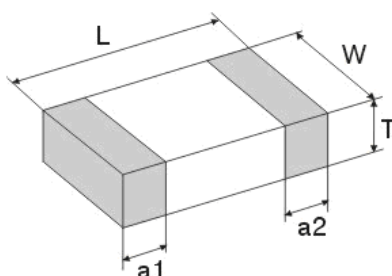


AIMC-0805



2.00 x 1.25 x 0.85mm
RoHS/RoHS II Compliant
MSL = 1

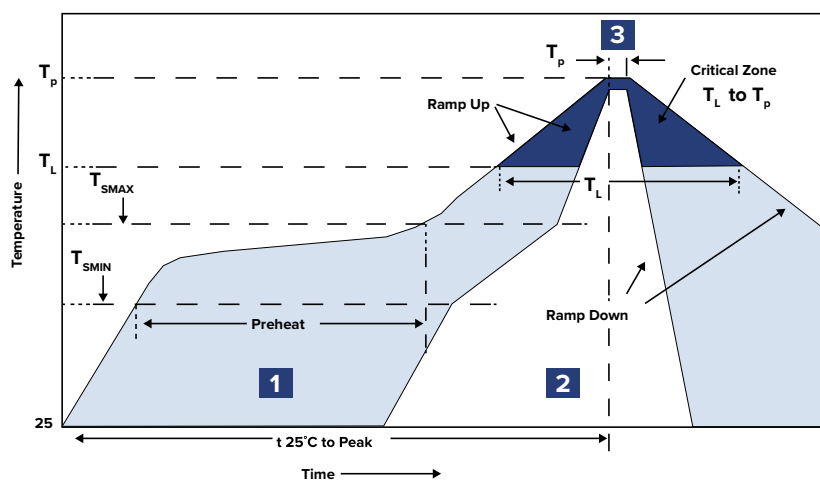
Mechanical Dimensions



Series	L	W	T	a1, a2
AIMC-0805	2.00 ± 0.20	1.25 ± 0.20	0.85 ± 0.20	0.2 ~ 0.8
	[0.079 ± 0.008]	[0.049 ± 0.008]	[0.033 ± 0.008]	[0.008 ~ 0.031]

Dimensions: mm [inch]

Reflow Profile



Zone	Description	Temperature	Time
1	Preheat / Soak	$T_{SMIN} \sim T_{SMAX}$ 120°C ~ 180°C	50 ~ 150 sec.
2	Reflow	T_L 230°C	90 ~ 120 sec.
3	Peak heat	T_P 255°C ~ 260°C	10 sec. MAX

Multilayer Chip Ceramic Inductors



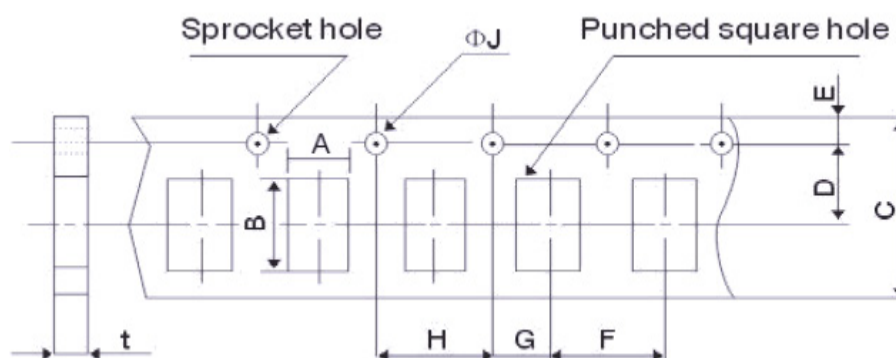
AIMC-0805



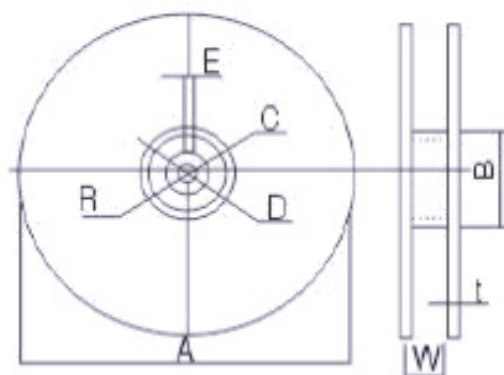
2.00 x 1.25 x 0.85mm
RoHS/RoHS II Compliant
MSL = 1

Packaging

T: 4,000pcs/reel



Codes	A	B	C	D	E	F	G	H	ΦJ	t
AIMC-0805	1.45±0.05	2.25±0.05	8.0±0.1	3.5±0.05	1.75±0.1	4.0±0.1	2.0±0.05	4.0±0.1	1.55±0.05	0.95±0.05



A	178±2
B	50min
C	13.0±0.5
D	21.0±0.8
E	2.0±0.5
W	10.0±1.5
t	1.2±0.2
R	1.0

ATTENTION: Abracon LLC's products are COTS – Commercial-Off-The-Shelf products; suitable for Commercial, Industrial and, where designated, Automotive Applications. Abracon's products are not specifically designed for Military, Aviation, Aerospace, Life-dependent Medical applications or any application requiring high reliability where component failure could result in loss of life and/or property. For applications requiring high reliability and/or presenting an extreme operating environment, written consent and authorization from Abracon LLC is required. Please contact Abracon LLC for more information.



5101 Hidden Creek Ln Spicewood TX 78669
Phone: 512-371-6159 | Fax: 512-351-8858
For terms and conditions of sales, please visit:
www.abracon.com

REVISED: 01-10-20

ABRACON IS
ISO9001-2015
CERTIFIED