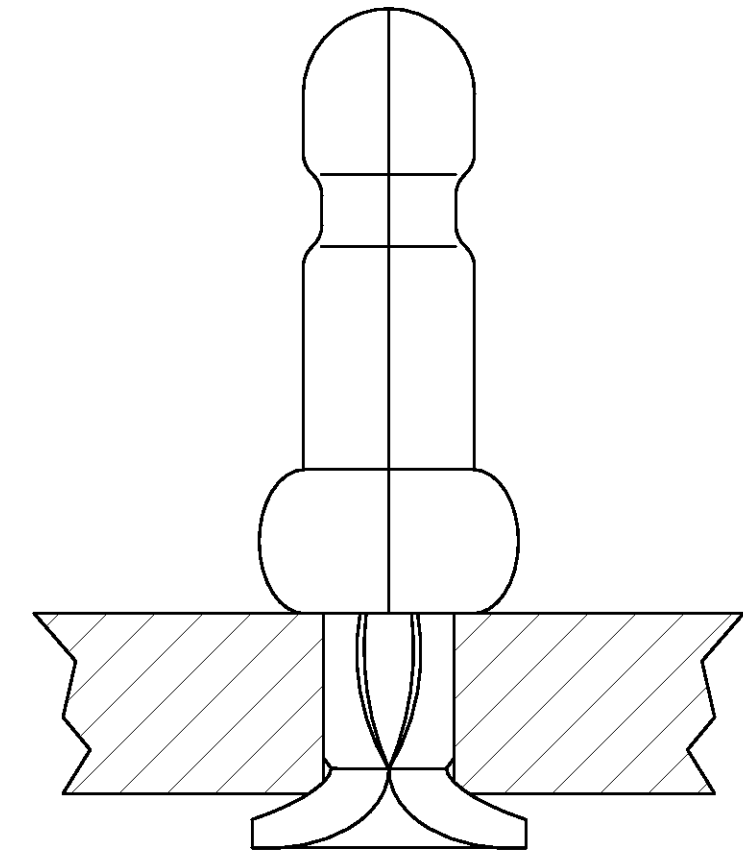
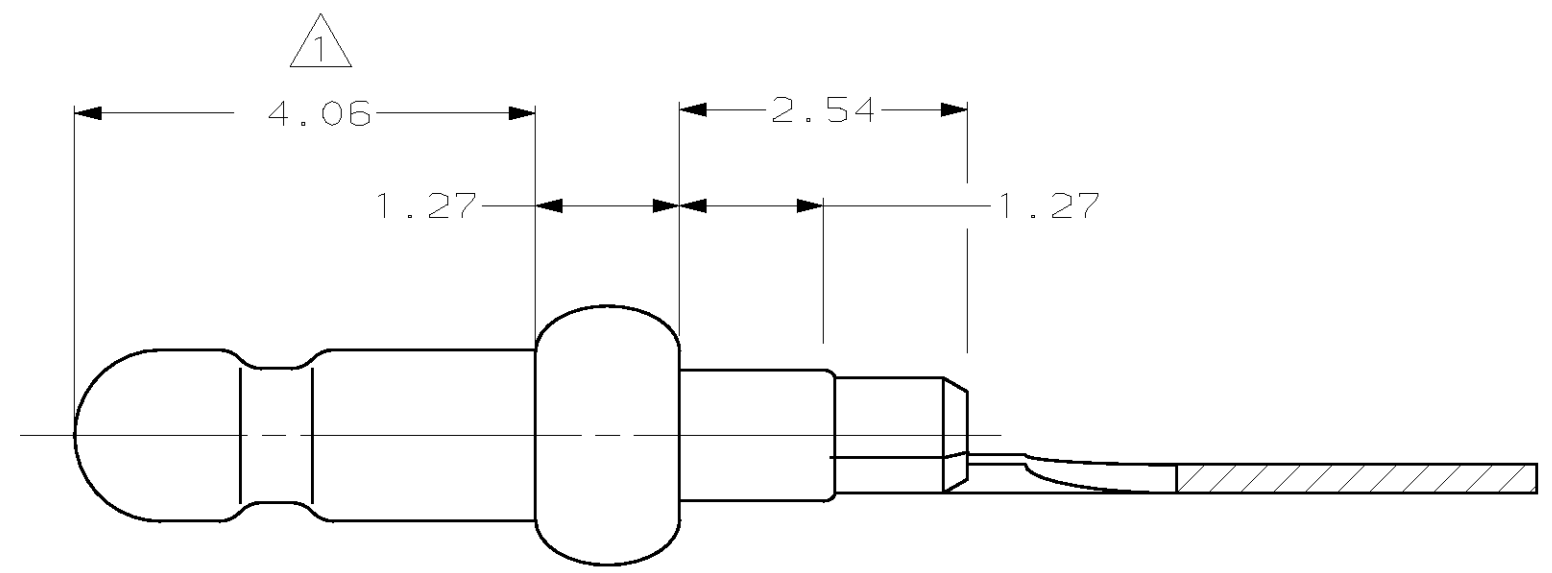
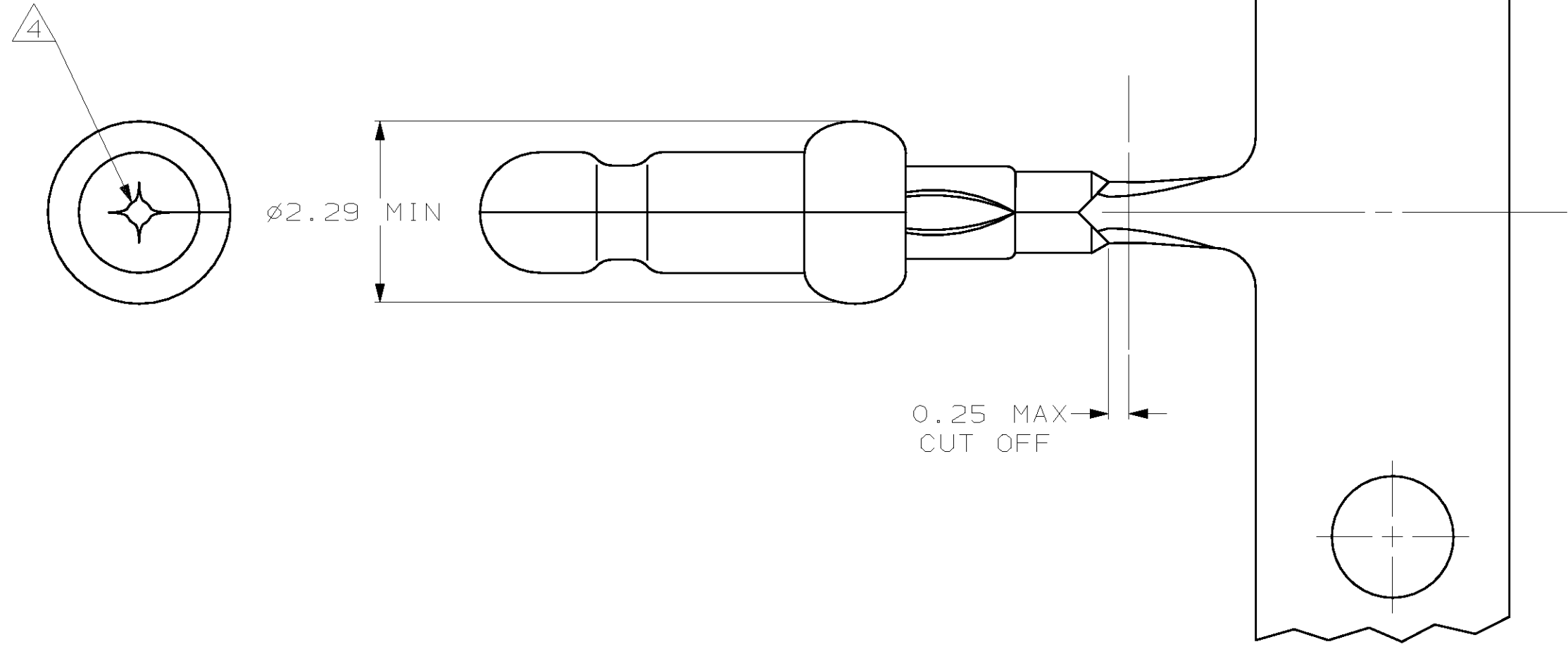


LOC	DIST	REVISIONS					
CM	52	P	LTR	DESCRIPTION	DATE	DWN	APVD
		H		REACT -3 PER EC OL30-0184-97	9-29-97	JH	RS

1. 0.00076 MIN GOLD PLATING IN THIS AREA WITH GOLD FLASH ON THE REMAINDER BOTH OVER 0.00127 MIN NICKEL UNDERPLATE.
2. FITS 1.17 - 1.27 DIAMETER HOLE IN A 1.57 PRINTED CIRCUIT BOARD.
3. PARTS TO COMPLY WITH AMP SOLDERABILITY SPECIFICATION 109-11-3.
4. 0.05 - 0.25 DIAMETER OPENING REQUIRED IN TIP OF PIN.
5. APPLICATOR FEED: 8.00 - 8.26



TIN	640967-3
△	640967-2
FINISH	PART NUMBER

MM	IN	MM	IN	MM	IN	MM	IN
0.13	.005	1.47	.058	4.06	.160	-	-
0.05	.002	1.27	.050	2.54	.100	-	-
0.00127	.000050	1.17	.046	2.29	.090	8.26	.325
0.00076	.000030	0.25	.010	1.57	.062	8.00	.315

CONVERSION TABLE

**METRIC**

THIS DRAWING IS A CONTROLLED DOCUMENT.		DWN	T. BECK	8-27-97	AMP Incorporated Harrisburg, PA 17105-3608	
DIMENSIONS: mm		CHK	R. SWING	8-27-97		
TOLERANCES UNLESS OTHERWISE SPECIFIED:		APVD	A. BEDDICK	9-10-97		
0 PLC ± 1 PLC ± 2 PLC ±0.13 3 PLC ± 4 PLC ± ANGLES ±		PRODUCT SPEC	108-1025			
MATERIAL: 0.25 PH BRZ		FINISH	SEE TABLE		APPLICATION SPEC	114-1008
		WEIGHT	-		SIZE	A2
		CUSTOMER DRAWING			CAGE CODE	00779
		SCALE	15:1		DRAWING NO	640967
		SHEET	1 OF 1		RESTRICTED TO	-
		REV	H			

640967