

REVISIONS

P	LTR	DESCRIPTION	DATE	DWN	APVD
	A	INITIAL RELEASE	12APR2021	BS	CB

SAFETY ORGANIZATIONS

THIS FILTER WILL BE FORMALLY RECOGNIZED, CERTIFIED OR APPROVED BY THE LISTED AGENCY. THEREFORE, ALL TEST/REQUIREMENTS SPECIFIED IN THE LATEST REVISION OF THE FOLLOWING AGENCY STANDARDS WILL BE MET:

UL APPROVED 6A 440V 50Hz/60Hz 40°C
 CSA APPROVED 6A 440V 50Hz/60Hz 40°C

OPERATING SPECIFICATION

LINE CURRENT/VOLTAGE: 6A, 440VAC
LINE FREQUENCY: 50/60Hz

MAXIMUM LEAKAGE CURRENT: 8.5mA @ 230VAC, 50Hz

OPERATING AMBIENT TEMPERATURE RANGE @ RATED CURRENT: -25°C TO +40°C

IN AN AMBIENT, T_a, HIGHER THAN 40°C, THE MAXIMUM OPERATING CURRENT, I_o, IS AS FOLLOWS:

$$I_o = I_r \sqrt{\frac{85 - T_a}{45}}$$

RELIABILITY SPECIFICATIONS

STORAGE TEMPERATURE: -40°C TO +85°C
HUMIDITY: 21 DAYS @ 40°C AND 95% RH

TEST SPECIFICATIONS

INDUCTANCE, NOMINAL: 9.5mH

CAPACITANCE @ 1kHz

LINE TO GROUND, NOMINAL: 1.1µF
NEUTRAL TO GROUND, NOMINAL: 2.2µF
LINE TO NEUTRAL, NOMINAL: 2µF

DISCHARGE RESISTOR

L/L I.R. 2MΩ 1W
 L/N I.R. 1MΩ 1W
 L/G I.R. 2MΩ 1W
 N/G I.R. 1MΩ 1W
 IR (NO DISCHARGE RESISTOR) 20°C, 50% RH AND 100VDC, MIN: 6MΩ

RECOMMENDED RECEIVING INSPECITON HIPOT

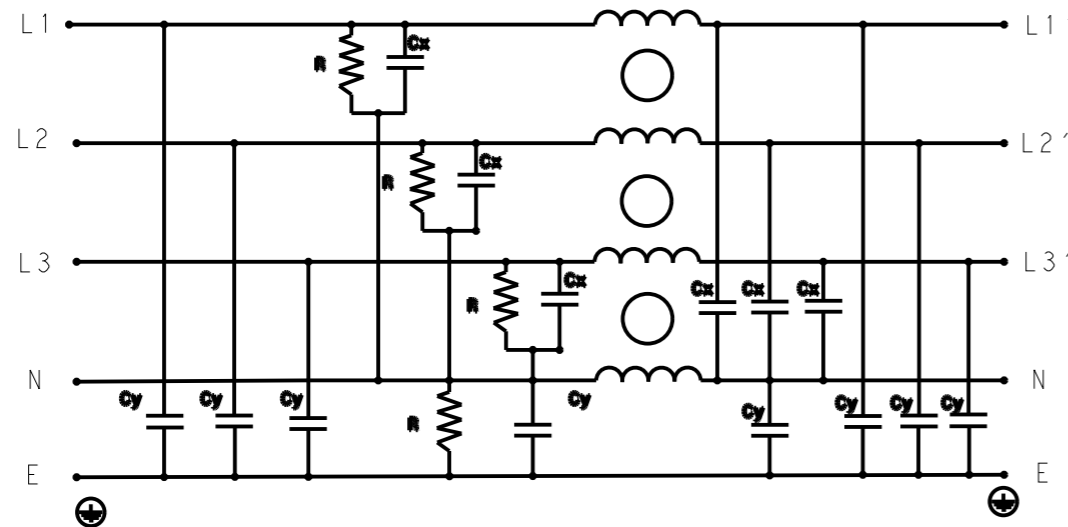
LINE TO GROUND FOR 1 MINUTE: 2632VDC
LINE TO LINE FOR 1 MINUTE: 1892VDC
LINE TO NEUTRAL FOR 1 MINUTE: 1093VDC

FILTER APPROVAL

THE BEST WAY TO SELECT AND QUALIFY A FILTER IS FOR YOUR ENGINEERING TO TEST THE UNIT IN YOUR EQUIPMENT.

LINE SIDE

LOAD SIDE

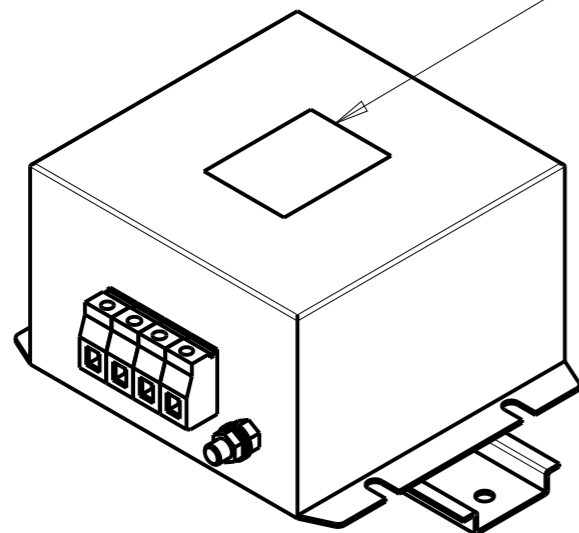


SCHEMATIC

TYPICAL INSERTION LOSS
COMMON MODE 50/50Ω; DIFFERENTIAL MODE 50/50Ω

MHz	0.01	0.05	0.15	0.5	1	3	5	10	30
CM	61	60	60	55	49	40	38	34	26
DM	56	52	54	50	47	35	30	40	32

LABEL TO TE MARKING SPECIFICATION



THIS DRAWING IS A CONTROLLED DOCUMENT.		DWN 12APR2021 BAPAT SAHAS		
DIMENSIONS: mm		CHK 12APR2021 CHRIS BOLLE		
TOLERANCES UNLESS OTHERWISE SPECIFIED:		APVD 12APR2021 CHRIS BOLLE	NAME POWER LINE FILTER FOR DIN 35 RAIL INSTALLATION 6KEPS10AFPWVM	
0 PLC ±.5 1 PLC ±0.5 2 PLC ±0.40 3 PLC ±0.130 4 PLC ±0.0500 ANGLES ±.		PRODUCT SPEC -	APPLICATION SPEC -	
MATERIAL -		FINISH -	WEIGHT -	RESTRICTED TO -
-		CUSTOMER DRAWING		SCALE 1:2 SHEET 1 OF 2 REV A

© 2021 TE Connectivity. All Rights Reserved.

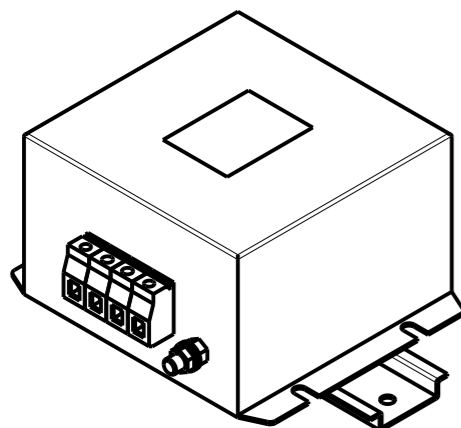
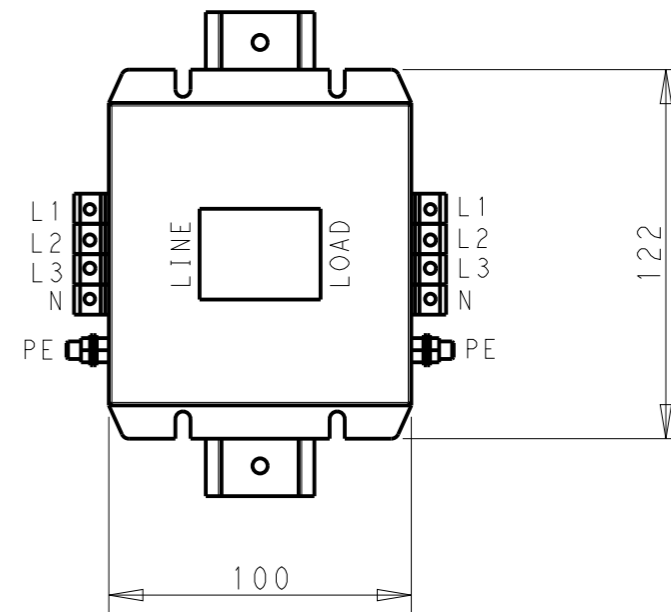
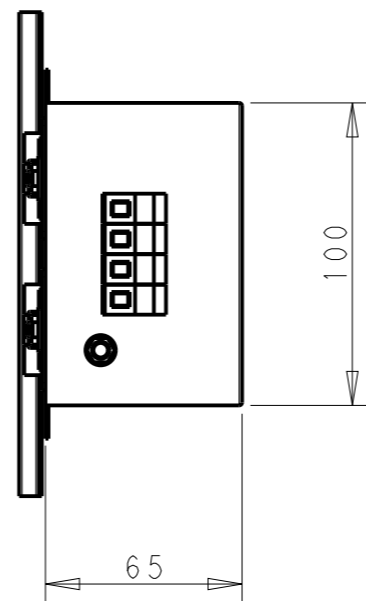
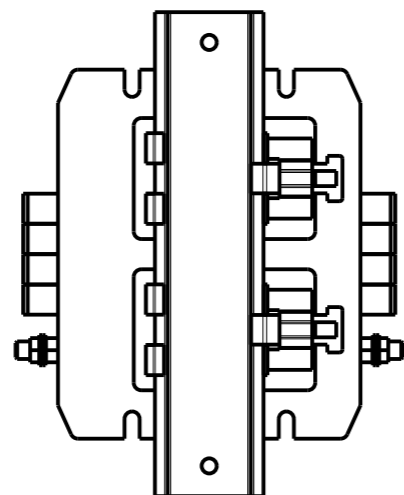
NOTE 1 GROUND CONNECTION:
 FOR ELECTRICAL SAFETY AND FILTER PERFORMANCE
 UNIT MUST HAVE A GOOD GROUND CONNECTION.
 TORQUE OUTER TERMINAL SCREWS: 0.5Nm / 4.5 in.lbs
 TORQUE GROUND NUTS: 2.5-3Nm

NOTE 2 INPUT OUTPUT CONNECTION TERMINAL
 AWG SIZE: 26-12 AWG
 WIRE SECTION: 4 mm²
 THREADED BOLT SIZE FOR GROUND: M6

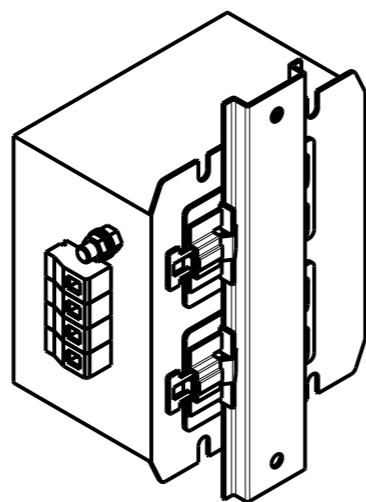
NOTE 3 SUPPLIED WITH DIN RAIL BRACKET

NOTE 4 DRAWINGS SHOWS DIN RAIL FOR REFERENCE ONLY

REVISIONS					
P	LTR	DESCRIPTION	DATE	DWN	APVD
		SEE SHEET 1			



FRONT SIDE



REAR SIDE



DIN RAIL CHANNEL DIN 35 BRACKET

THIS DRAWING IS A CONTROLLED DOCUMENT.		DWN	12APR2021	TE TE Connectivity
		CHK	12APR2021	
		APVD	12APR2021	
		NAME	CHRIS BOLLE	
DIMENSIONS:		TOLERANCES UNLESS OTHERWISE SPECIFIED:		PRODUCT SPEC
mm				APPLICATION SPEC
		0 PLC	±-	NAME
		1 PLC	±0.5	POWER LINE FILTER FOR
		2 PLC	±0.40	DIN 35 RAIL INSTALLATION
		3 PLC	±0.130	6KEPS10AFPWVM
MATERIAL		FINISH		SIZE
-		-		A300779
-		-		CAGE CODE
				G-8-1609968-5
				DRAWING NO
				RESTRICTED TO
				-
				SCALE
				2:5
				SHEET
				2 OF 2
				REV
				A