

NOTES:

1. MATERIALS AND FINISHES:

- BODY - BRASS, GOLD PLATING (.000030" MIN THICK)
- CONTACT - BERYLLIUM COPPER, GOLD PLATING (.000030" MIN THICK)
- INSULATOR - PTFE
- HEX NUT - BRASS, GOLD PLATING (.000010" MIN THICK)
- LOCK WASHER -PHOSPHOR BRONZE, NICKEL PLATING (.000100" MIN THICK)
- O-RING: SILICONE RUBBER

2. ELECTRICAL:

- A. IMPEDANCE: 50 OHM
- B. FREQUENCY RANGE: DC - 11 GHz
- C. VSWR(RETURN LOSS): 1.22 (20 dB) MAX 0-6 GHz  
1.29 (18 dB) MAX 6-11 GHz
- D. DIELECTRIC WITHSTANDING VOLTAGE: 1000 VRMS, MIN.

3. MECHANICAL:

- A. DURABILITY: 100 CYCLES MIN.
- B. TEMPERATURE RANGE: -40° C TO +85° C

4. PACKAGING:

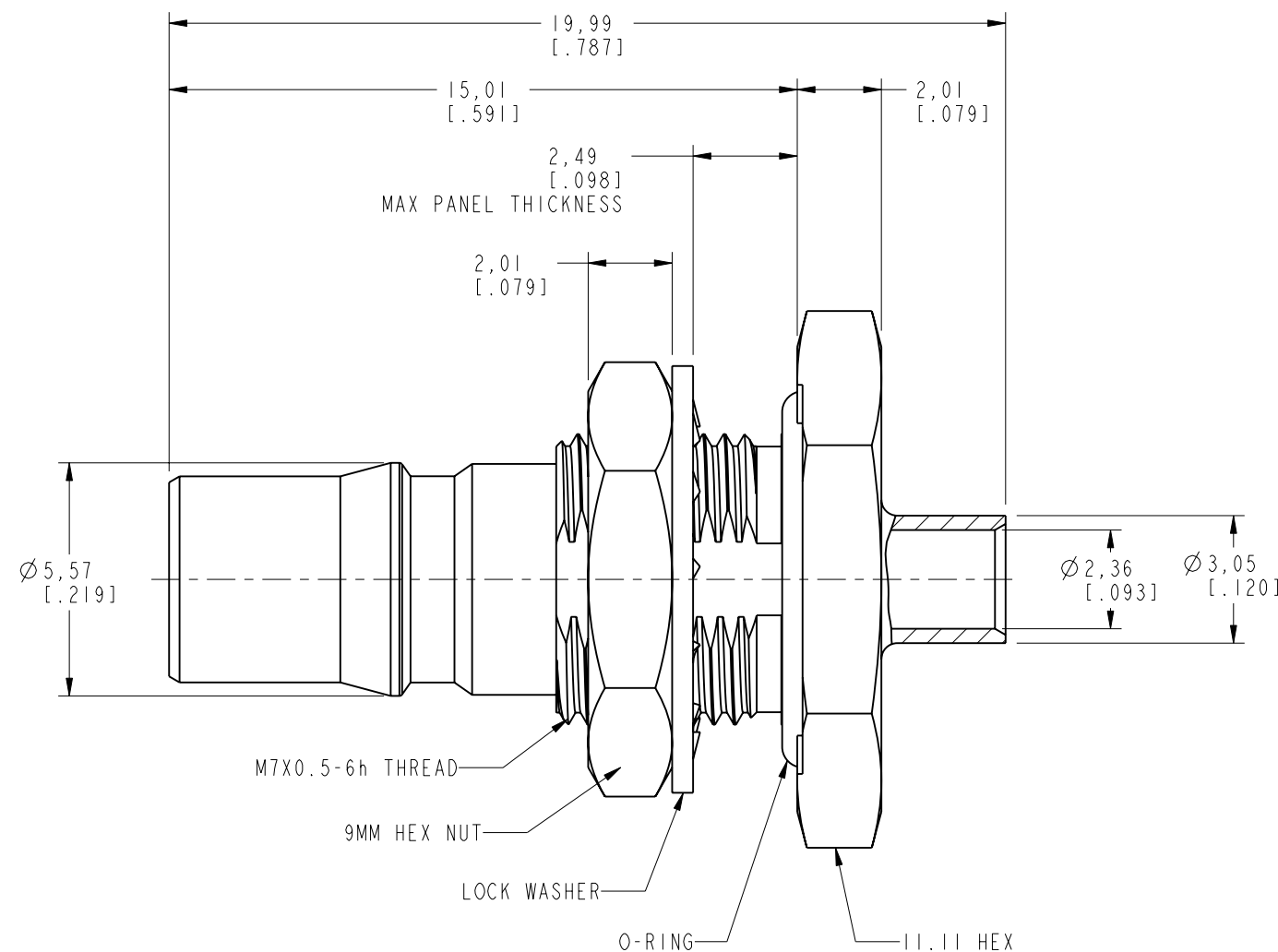
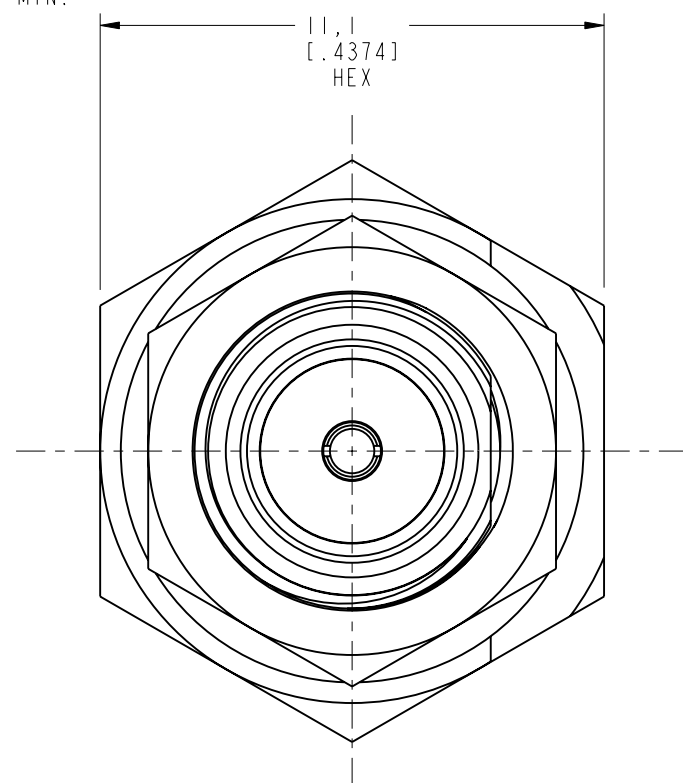
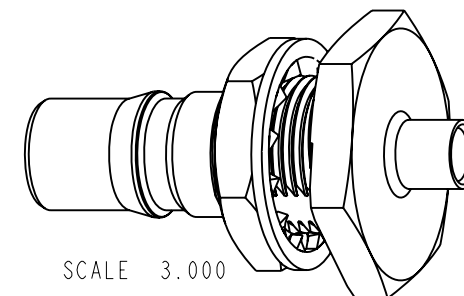
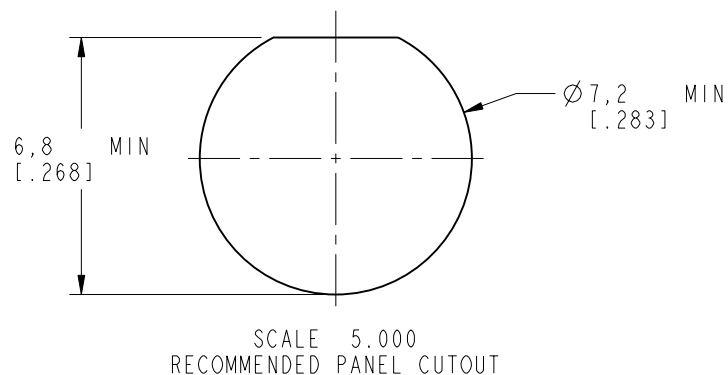
- A. QUANTITY: SINGLE PACK
- B. MARKING: BAG TO BE MARKED  
"AMPHENOL, 930-121J-51S, AND DATE CODE"

5. ASSEMBLE CONNECTOR TO CABLE PER 349-50723

THIRD ANGLE PROJ.

REVISIONS

REV	DESCRIPTION	DATE	ECO	APPR
A	RELEASE TO MFG.	9/21/04	45162	MAH
B	LOCK WASHER WAS CHANGED\RD-DMI3120401R3	16-Dec-13	48614	MJS
C	ADDED RECOMMENDED PANEL CUTOUT	16-Dec-13	49595	RLB



**CUSTOMER OUTLINE DRAWING**

ALL OTHER SHEETS ARE FOR INTERNAL USE ONLY

UNLESS OTHERWISE SPECIFIED, DIMENSIONS ARE IN METRIC AND TOLERANCES ARE: <0.5mm ±0.05mm    0.5 - 6mm ±0.1mm    6 - 30mm ±0.2mm    30 - 120mm ±0.3mm    ANGLES ±1°
NOTICE - These drawings, specifications, or other data (1) are, and remain the property of Amphenol corp. (2) must be returned upon request; and (3) are confidential and not to be disclosed to any person other than those to whom they are given by Amphenol Corp. the furnishing of these drawings, specifications, or other data by Amphenol Corp., or to any other person to anyone for any purpose is not to be regarded by implication or otherwise in any manner licensing, granting rights to permitting such holder or any other person to manufacture, use or sell any product, process or design, patented or otherwise, that may in any way be related to or disclosed by said drawings, specifications, or other data.

MATERIAL -
REFERENCE EAR# 1179 GEN# ASSYF7_QMA 615X-2041-100
FINISH -

DRAWN R. MAO	DATE 12-Dec-13
ENGINEER M. HOYACK	DATE 12-May-04
APPROVED S. HSIEH	DATE 16-Dec-13
CAD FILE	

TITLE QMA JACK BULKHEAD TO RG-405/SR .086 CABLE	
SCALE: 6.0:1.0	SHEET 2 OF 2
DWG SIZE B	REV C

Amphenol RF Danbury CT USA, Tainan, Taiwan, Shenzhen, China www.amphenolrf.com	
DRAWING NO. 930-121J-51S	
ITEM NO. 930-121J-51S	
PART NO. 930-121J-51S	