

QUINT4-PS/12-24DC/24DC/1.3/SC - DC/DC converters



1066703

<https://www.phoenixcontact.com/us/products/1066703>

Please be informed that the data shown in this PDF document is generated from our online catalog. Please find the complete data in the user documentation. Our general terms of use for downloads are valid.



Primary-switched DC/DC converter, QUINT POWER, DIN rail mounting, input: 12 V DC - 24 V DC, output: 24 V DC / 1.3 A

Product description

In the power range of up to 100 W, QUINT POWER provides superior system availability in the smallest size. Preventative function monitoring and exceptional power reserves are available for applications in the low-power range.

Your advantages

- Most powerful output side: easy system expansion, reliable heavy load startup and miniature circuit breaker tripping
- Most comprehensive signaling: preventive function monitoring reports critical operating states before errors occur
- Free selection between Push-in and screw connection

Commercial data

Item number	1066703
Packing unit	1 pc
Minimum order quantity	1 pc
Sales key	CM01
Product key	CMDI43
GTIN	4055626733692
Weight per piece (including packing)	227.6 g
Weight per piece (excluding packing)	169 g
Customs tariff number	85044083
Country of origin	CN

QUINT4-PS/12-24DC/24DC/1.3/SC - DC/DC converters



1066703

<https://www.phoenixcontact.com/us/products/1066703>

Technical data

Input data

Nominal input voltage range	12 V DC ... 24 V DC
Input voltage range	12 V DC ... 24 V DC -25 % ... +33 % (SELV)
Wide-range input	yes
Electric strength, max.	35 V DC (60 s)
Inrush current	typ. 1.6 A
Inrush current integral (I^2t)	typ. 0.1 A ² s
Inrush current limitation	typ. 1.6 A
Mains buffering time	typ. 19 ms (24 V DC)
Current consumption	typ. 3.75 A (12 V DC) typ. 1.85 A (24 V DC)
Typical response time	700 ms (from SLEEP MODE)
Switch-on time	< 1 s
Input fuse	15 A (fast blow, internal)
Recommended breaker for input protection	10 A ... 16 A (Characteristic B, C, D, K or comparable)

Output data

Efficiency	typ. 91.7 % (24 V DC)
Output characteristic	U/I Advanced Smart HICCUP FUSE MODE
Nominal output voltage	24 V DC
Setting range of the output voltage (U_{Set})	24 V DC ... 28 V DC (> 24 V DC, constant capacity)
Nominal output current (I_N)	1.3 A
Static Boost ($I_{Stat.Boost}$)	1.625 A (≤ 40 °C)
Dynamic Boost ($I_{Dyn.Boost}$)	2.6 A (≤ 60 °C (4.9 s))
Short-circuit-proof	yes
No-load proof	yes
Derating	> 60 °C (2.5%/K of P_{Out} nom.)
Output power (P_N)	30 W
Output power ($P_{Stat. Boost}$)	38 W
Output power ($P_{Dyn. Boost}$)	60 W
Feedback voltage resistance	≤ 35 V DC
Protection against overvoltage at the output (OVP)	< 32 V DC
Residual ripple	< 20 mV _{PP}
Control deviation	< 1 % (change in load, static 10 % ... 90 %)
Control deviation	< 1 % (change in load, static 10 % ... 90 %)
Control deviation	< 1 % (change in load, static 10 % ... 90 %)
Rise time	< 1 s (U_{OUT} (10 % ... 90 %))
Connection in series	yes
Maximum no-load power dissipation	< 1.3 W

QUINT4-PS/12-24DC/24DC/1.3/SC - DC/DC converters



1066703

<https://www.phoenixcontact.com/us/products/1066703>

Power loss nominal load max.	< 8 W
Connection in parallel	yes, for redundancy and increased capacity
Signal (configurable)	
Digital	0 V DC
	24 V DC
	22 mA
Default	24 V DC
	22 mA
	24 V DC for $U_{Out} > 0.9 \times U_{Set}$

Connection data

Input

Position	1.x
----------	-----

Conductor connection

Connection method	Screw connection
rigid	0.5 mm ² ... 2.5 mm ²
flexible	0.5 mm ² ... 2.5 mm ²
flexible with ferrule without plastic sleeve	0.5 mm ² ... 2.5 mm ²
flexible with ferrule with plastic sleeve	0.5 mm ² ... 2.5 mm ²
rigid (AWG)	22 ... 14
Stripping length	8 mm
Tightening torque	0.5 Nm ... 0.6 Nm
Drive form screw head	Slotted L

Output

Position	2.x
----------	-----

Conductor connection

Connection method	Screw connection
rigid	0.2 mm ² ... 2.5 mm ²
flexible	0.25 mm ² ... 2.5 mm ²
flexible with ferrule without plastic sleeve	0.25 mm ² ... 2.5 mm ²
flexible with ferrule with plastic sleeve	0.25 mm ² ... 2.5 mm ²
rigid (AWG)	24 ... 14
Stripping length	8 mm
Tightening torque	0.5 Nm ... 0.6 Nm
Drive form screw head	Slotted L

Signal

Position	3.x
----------	-----

Conductor connection

Connection method	Screw connection
rigid	0.14 mm ² ... 2.5 mm ²

QUINT4-PS/12-24DC/24DC/1.3/SC - DC/DC converters



1066703

<https://www.phoenixcontact.com/us/products/1066703>

flexible	0.14 mm ² ... 2.5 mm ²
flexible with ferrule without plastic sleeve	0.25 mm ² ... 2.5 mm ²
flexible with ferrule with plastic sleeve	0.25 mm ² ... 2.5 mm ²
rigid (AWG)	26 ... 14
Stripping length	8 mm
Tightening torque	0.5 Nm ... 0.6 Nm
Drive form screw head	Slotted L

Signaling

LED signaling

Signal threshold	> P _{Thr} (LED lights up yellow, output power > P _{Thr} , depending on the rotary selector switch setting)
	> 0.9 x U _{Set} (LED lights up green)
	< 0.9 x U _{Set} (LED flashes green)

Electrical properties

Number of phases	1.00
Insulation voltage input/output	2.6 kV DC (type test)
	1.2 kV DC (routine test)
Switching frequency	130 kHz ... 130 kHz (Auxiliary converter stage)
	70 kHz ... 250 kHz (Main converter stage)

Product properties

Product type	DC/DC converters
Product family	QUINT POWER
MTBF (IEC 61709, SN 29500)	> 1999348 h (25 °C)
	> 1120490 h (40 °C)
	> 471066 h (60 °C)

Insulation characteristics

Protection class	II
Degree of pollution	2

Life expectancy (electrolytic capacitors)

Current	0.65 A
Temperature	40 °C
Time	242000 h
Additional text	24 V DC

Life expectancy (electrolytic capacitors)

Current	1.3 A
Temperature	40 °C
Time	160000 h
Additional text	24 V DC

Life expectancy (electrolytic capacitors)

QUINT4-PS/12-24DC/24DC/1.3/SC - DC/DC converters



1066703

<https://www.phoenixcontact.com/us/products/1066703>

Current	1.3 A
Temperature	30 °C
Time	320000 h
Additional text	24 V DC

Dimensions

Item dimensions

Width	22.5 mm
Height	99 mm
Depth	90 mm

Installation dimensions

Installation distance right/left (active)	15 mm / 15 mm ($P_{Out} \geq 50\%$)
Installation distance right/left (passive)	5 mm / 5 mm ($P_{Out} \geq 50\%$)
Installation distance right/left (active, passive)	0 mm / 0 mm ($P_{Out} \leq 50\%$)
Installation distance top/bottom (active)	30 mm / 30 mm ($P_{Out} \geq 50\%$)
Installation distance top/bottom (passive)	30 mm / 30 mm ($P_{Out} \geq 50\%$)
Installation distance top/bottom (active, passive)	30 mm / 30 mm ($P_{Out} \leq 50\%$)

Mounting

Mounting type	DIN rail mounting
Assembly instructions	alignable: $P_N \geq 50\%$, 5 mm horizontally, 15 mm next to active components, 50 mm vertically alignable: $P_N < 50\%$, 0 mm horizontally, 40 mm vertically top, 20 mm vertically bottom
With protective coating	No

Material specifications

Flammability rating according to UL 94 (housing / terminal blocks)	V0
Housing material	Plastic
Type of housing	Polycarbonate (PC), UL 94 V0

Environmental and real-life conditions

Ambient conditions

Degree of protection	IP20
Ambient temperature (operation)	-25 °C ... 70 °C (> 60 °C Derating: 2,5 %/K)
Ambient temperature (storage/transport)	-40 °C ... 85 °C
Ambient temperature (start-up type tested)	-40 °C
Maximum altitude	≤ 5000 m (> 2000 m, observe derating)
Climatic class	3K3 (in acc. with EN 60721)
Max. permissible relative humidity (operation)	$\leq 95\%$ (at 25 °C, non-condensing)
Shock	18 ms, 30g, in each space direction (according to IEC 60068-2-27)
Vibration (operation)	< 15 Hz, ± 2.5 mm amplitude; 15 Hz ... 100 Hz: 2.3 g 90 Min. (in accordance with IEC 60068-2-6)

QUINT4-PS/12-24DC/24DC/1.3/SC - DC/DC converters



1066703

<https://www.phoenixcontact.com/us/products/1066703>

Standards and regulations

Overvoltage category

EN 61010-1	II (≤ 5000 m)
------------	---------------------

Safety for measurement, control, and laboratory equipment

Standard designation	Electrical safety (of control and regulation devices)
Standards/specifications	IEC 61010-1

Protective extra-low voltage

Standard designation	Protective extra-low voltage
Standards/specifications	IEC 61010-1 (SELV)

Mains voltage dips

Standard designation	Mains variation/undervoltage
Standards/specifications	EN 61000-4-29

Approvals

SIQ	CB-Scheme (IEC 61010-1, IEC 61010-2-201)
UL approvals	UL Listed UL 61010-1
	UL Listed UL 61010-2-201
	ANSI/UL 121201 Class I, Division 2, Groups A, B, C, D (Hazardous Location)

UL

Identification	UL Listed UL 61010-1
----------------	----------------------

UL

Identification	CAN/CSA C22.2 No. 61010-1-12
----------------	------------------------------

UL

Identification	UL Listed UL 61010-2-201
----------------	--------------------------

UL

Identification	CAN/CSA C22.2 No. 61010-2-201:18
----------------	----------------------------------

UL

Identification	UL 121201 & CSA C22.2 No. 213-17 Class I, Division 2, Groups A, B, C, D T4 (Hazardous Location)
----------------	---

CB scheme

Identification	IEC 61010-1
----------------	-------------

CB scheme

Identification	IEC 61010-2-201
----------------	-----------------

Shipbuilding

Identification	DNV GL
----------------	--------

EMC data

QUINT4-PS/12-24DC/24DC/1.3/SC - DC/DC converters



1066703

<https://www.phoenixcontact.com/us/products/1066703>

EMC requirements for noise emission	EN 61000-6-3
	EN 61000-6-4
EMC requirements for noise immunity	EN 61000-6-1
	EN 61000-6-2
Electromagnetic compatibility	Conformance with EMC Directive 2014/30/EU
EMC requirements, power plant	EN 61850-3
	EN 61000-6-5
Conducted noise emission	EN 55016
	EN 61000-6-3 (Class B)
Noise emission	Additional basic standard EN 61000-6-5 (immunity in power station), IEC/EN 61850-3 (energy supply)
Noise emission	EN 55016
	EN 61000-6-3 (Class B)
DNV GL conducted interference	Class B
Additional text	Bridge and deck area
DNV GL noise radiation	Class B
Additional text	Bridge and deck area

Electrostatic discharge

Standards/regulations	EN 61000-4-2
-----------------------	--------------

Electrostatic discharge

Contact discharge	6 kV (Test Level 4)
Discharge in air	8 kV (Test Level 3)
Comments	Criterion A

Electromagnetic HF field

Standards/regulations	EN 61000-4-3
-----------------------	--------------

Electromagnetic HF field

Frequency range	80 MHz ... 1 GHz
Test field strength	20 V/m (Test Level 3)
Frequency range	1 GHz ... 6 GHz
Test field strength	10 V/m (Test Level 3)
Comments	Criterion A

Fast transients (burst)

Standards/regulations	EN 61000-4-4
-----------------------	--------------

Fast transients (burst)

Input	2 kV (Test Level 4 - asymmetrical)
Output	2 kV (Test Level 4 - asymmetrical)
Signal	2 kV (Test Level 4 - asymmetrical)
Comments	Criterion B

Surge voltage load (surge)

Standards/regulations	EN 61000-4-5
-----------------------	--------------

QUINT4-PS/12-24DC/24DC/1.3/SC - DC/DC converters



1066703

<https://www.phoenixcontact.com/us/products/1066703>

Input	1 kV (Test Level 4 - symmetrical)
	2 kV (Test Level 4 - asymmetrical)
Output	1 kV (Test Level 3 - symmetrical)
	2 kV (Test Level 3 - asymmetrical)
Signal	1 kV (Test Level 4 - symmetrical)
	2 kV (Test Level 4 - asymmetrical)
Comments	Criterion A

Conducted interference

Standards/regulations	EN 61000-4-6
-----------------------	--------------

Conducted interference

I/O/S	asymmetrical
Frequency range	0.15 MHz ... 80 MHz
Comments	Criterion A
Voltage	10 V (Test Level 3)

Power frequency magnetic field

Standards/regulations	EN 61000-4-8
Frequency	16.67 Hz
	50 Hz
	60 Hz
Test field strength	100 A/m
Additional text	60 s
Comments	Criterion A
Frequency	50 Hz
	60 Hz
Frequency range	50 Hz ... 60 Hz
Test field strength	1 kA/m
Additional text	3 s
Frequency	0 Hz
Test field strength	300 A/m
Additional text	DC, 60 s

Voltage dips

Standards/regulations	EN 61000-4-29
Voltage	24 V DC
Voltage dip	70 %
Number of periods	0.5 / 1 / 25 periods
Time	100 ms
Additional text	Test Level 2
Comments	Criterion A
Voltage dip	40 %
Number of periods	5 / 10 / 50 periods
Time	100 ms
Additional text	Test Level 2

QUINT4-PS/12-24DC/24DC/1.3/SC - DC/DC converters



1066703

<https://www.phoenixcontact.com/us/products/1066703>

Comments	Criterion A
Voltage dip	0 %
Number of periods	0.5 / 1 / 5 / 50 periods
Time	50 ms
Additional text	Test Level 2
Comments	Criterion B

Pulse-shape magnetic field

Standards/regulations	EN 61000-4-9
Test field strength	1000 A/m
Comments	Criterion A

Asymmetrical conducted disturbance variables

Standards/regulations	EN 61000-4-16
Test level 1	15 Hz 150 Hz (Test Level 3)
Voltage	10 V 1 V (Permanent)
Test level 2	150 Hz 1.5 kHz (Test Level 3)
Voltage	1 V
Test level 3	1.5 kHz 15 kHz (Test Level 3)
Voltage	1 V 10 V
Test level 4	15 kHz 150 kHz (Test Level 3)
Voltage	10 V
Test level 5	16.7 Hz 50 Hz 60 Hz 150 Hz 180 Hz (Test Level 3)
Voltage	10 V (Permanent)
Test level 6	0 Hz 16.7 Hz 50 Hz 60 Hz (Test Level 3)
Voltage	100 V (1 s)
Comments	Criterion A

Alternating component of direct voltage

Standards/regulations	EN 61000-4-17
Alternating component	10 % (U_N)
Frequency	50 Hz
	100 Hz
	150 Hz
	300 Hz
Comments	Criterion A

Attenuated oscillating wave

Standards/regulations	EN 61000-4-18
Input, output (test level 1)	1 MHz (Test Level 2 - symmetrical)
Voltage	0.5 kV
Input, output (test level 2)	1 MHz (Test Level 2 - asymmetrical)
Voltage	1 kV
Signals (test level 1)	1 MHz (Test Level 2 - symmetrical)
Voltage	0.5 kV
Signals (test level 2)	1 MHz (Test Level 2 - asymmetrical)

QUINT4-PS/12-24DC/24DC/1.3/SC - DC/DC converters



1066703

<https://www.phoenixcontact.com/us/products/1066703>

Voltage	1 kV
Comments	Criterion A

Attenuated oscillating magnetic field

Standards/regulations	EN 61000-4-10
Test field strength	100 A/m
Test level 1	100 kHz
Test field strength	100 A/m
Test level 2	1 MHz
Comments	Criterion A

Criteria

Criterion A	Normal operating behavior within the specified limits.
Criterion B	Temporary impairment to operational behavior that is corrected by the device itself.
Criterion C	Temporary adverse effects on the operating behavior, which the device corrects automatically or which can be restored by actuating the operating elements.

QUINT4-PS/12-24DC/24DC/1.3/SC - DC/DC converters

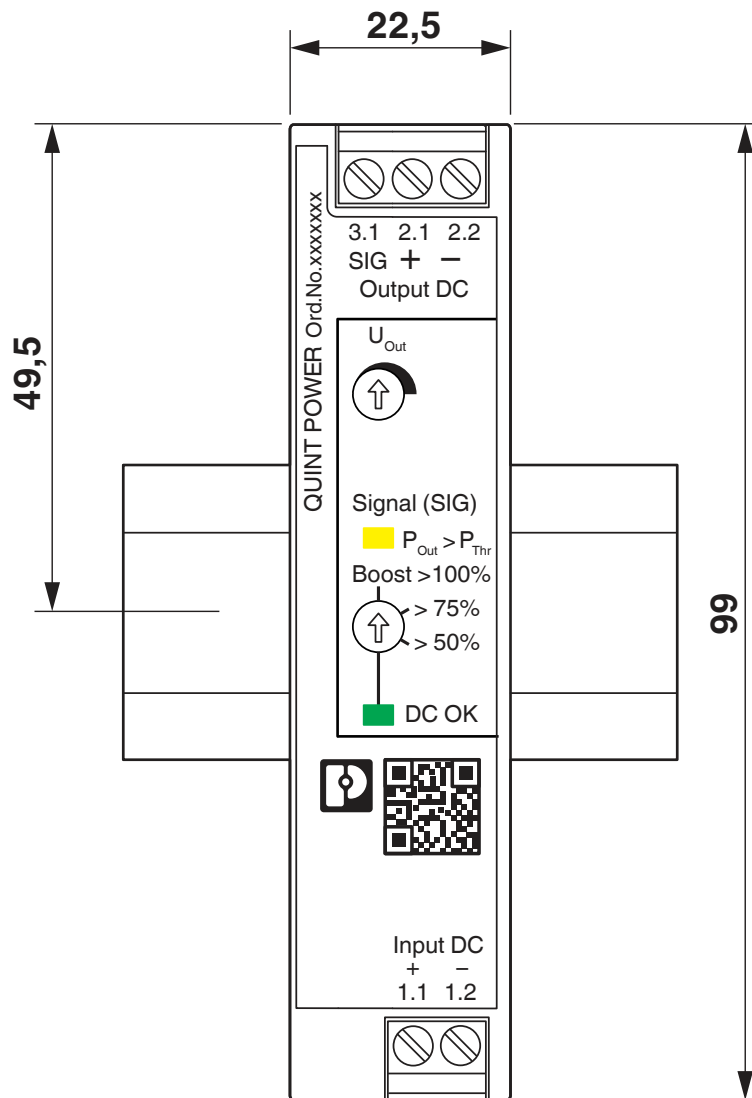


1066703

<https://www.phoenixcontact.com/us/products/1066703>

Drawings

Dimensional drawing



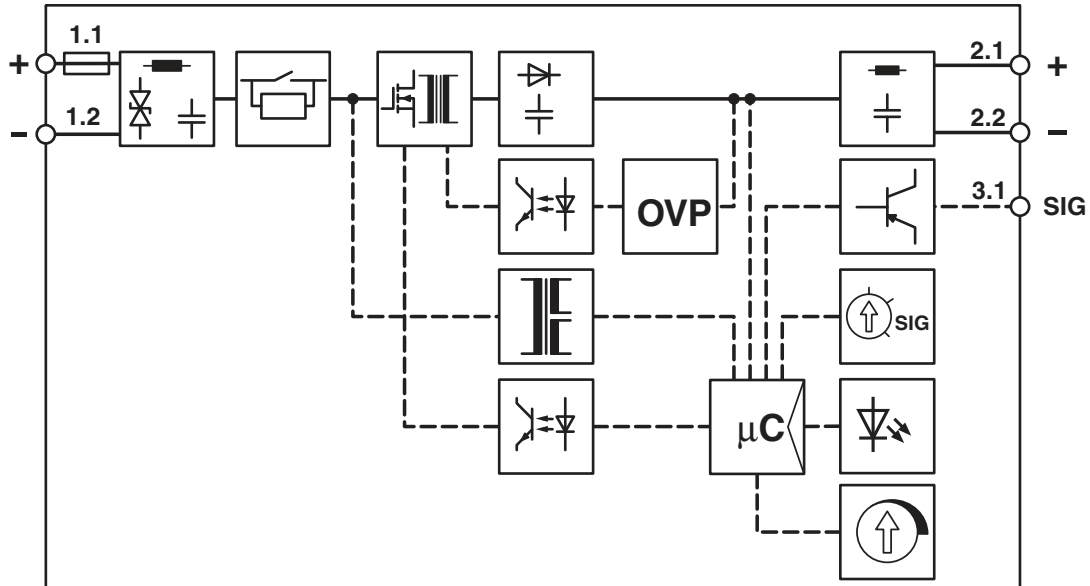
QUINT4-PS/12-24DC/24DC/1.3/SC - DC/DC converters



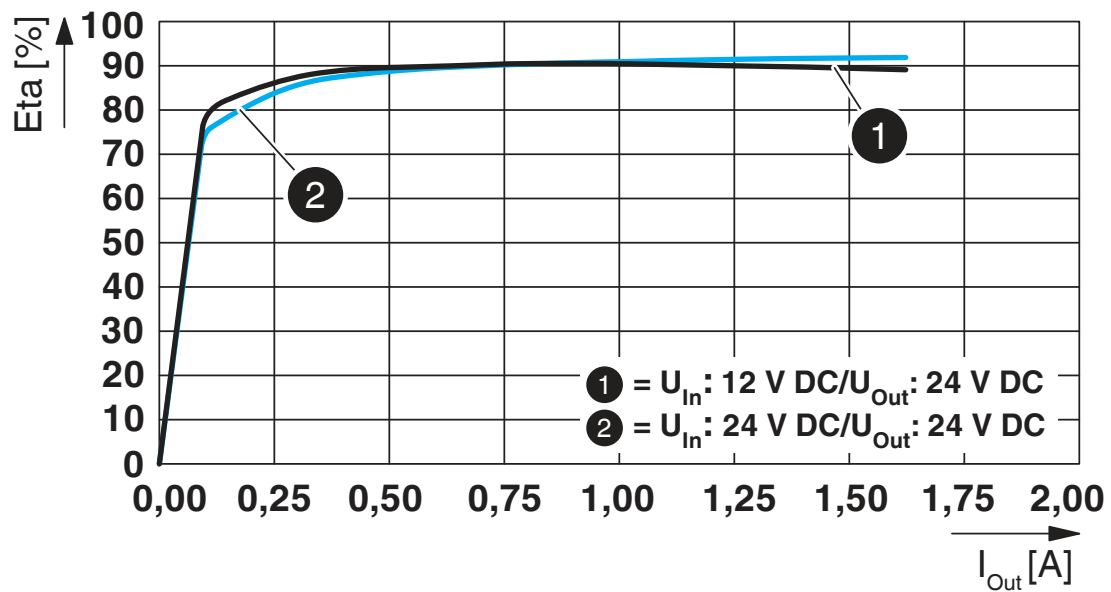
1066703

[https://www.phoenixcontact.com/us/products/106703](https://www.phoenixcontact.com/us/products/1066703)

Block diagram



Diagram

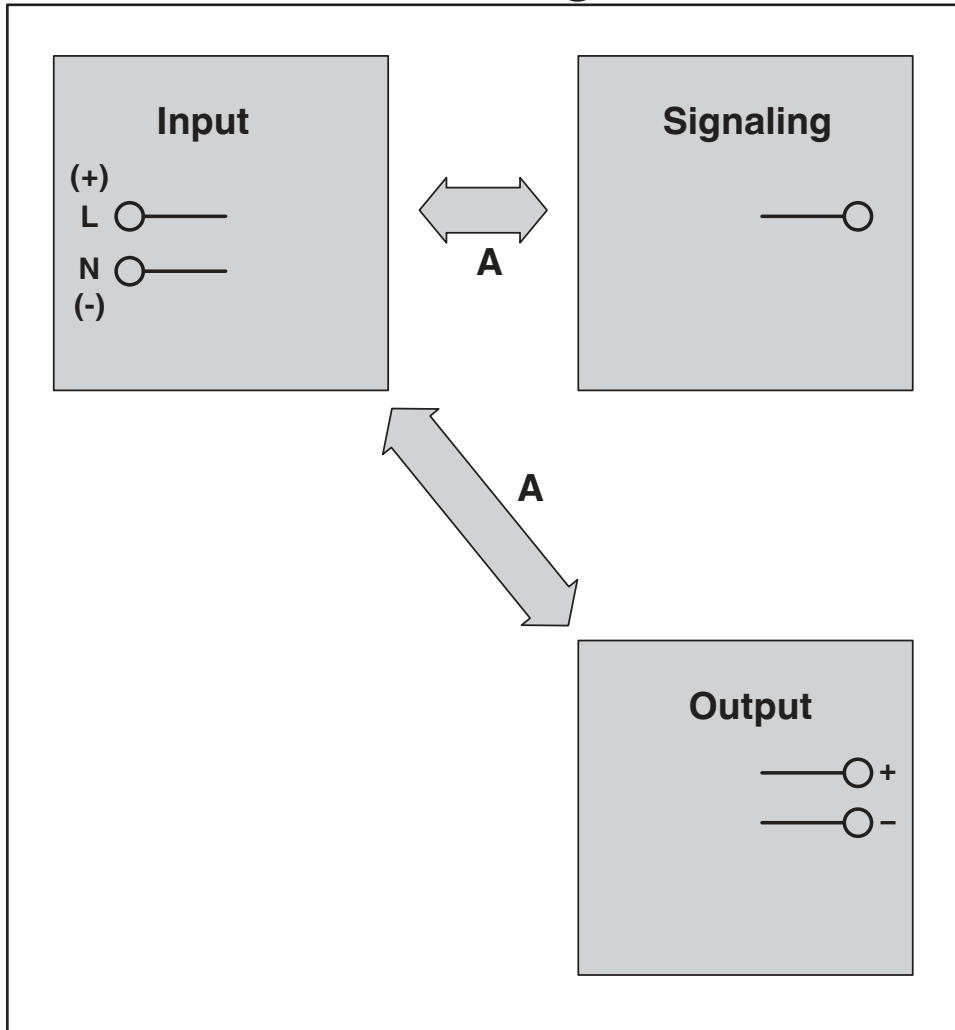


1066703

<https://www.phoenixcontact.com/us/products/1066703>

Schematic diagram

Housing



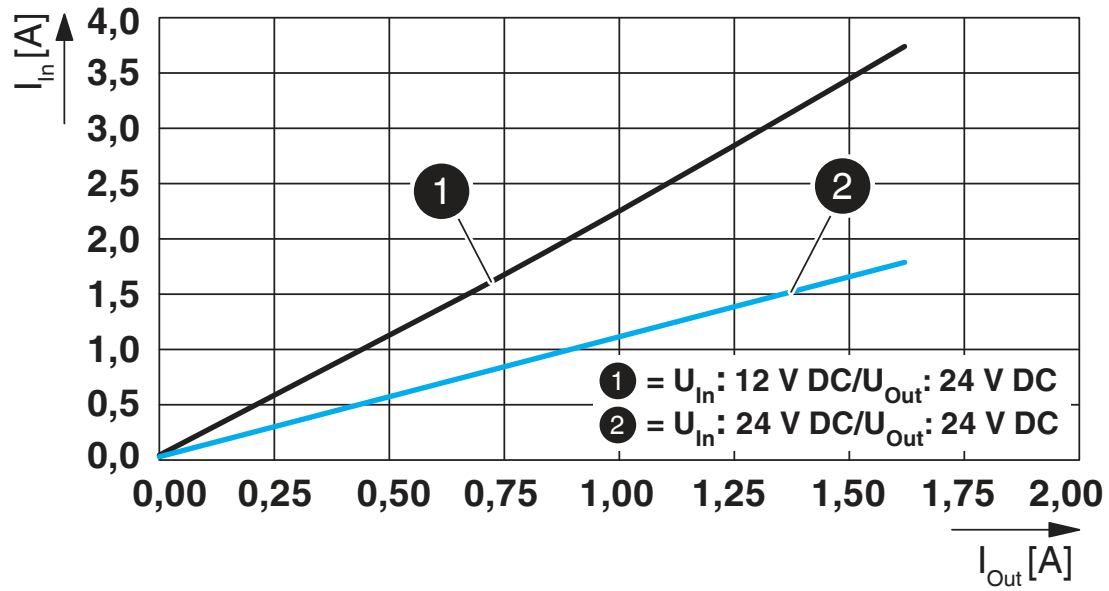
QUINT4-PS/12-24DC/24DC/1.3/SC - DC/DC converters



1066703

<https://www.phoenixcontact.com/us/products/1066703>

Diagram



QUINT4-PS/12-24DC/24DC/1.3/SC - DC/DC converters



1066703

<https://www.phoenixcontact.com/us/products/1066703>

Approvals

To download certificates, visit the product detail page: <https://www.phoenixcontact.com/us/products/1066703>



IECEE CB Scheme
Approval ID: DK-97404-UL



IECEE CB Scheme
Approval ID: DE/PTZ/0122



cULus Listed
Approval ID: FILE E 123528

DNV

Approval ID: TAA00000BV



cULus Listed
Approval ID: FILE E 199827

QUINT4-PS/12-24DC/24DC/1.3/SC - DC/DC converters



1066703

<https://www.phoenixcontact.com/us/products/1066703>

Classifications

ECLASS

ECLASS-11.0	27040701
ECLASS-12.0	27040701
ECLASS-13.0	27040701

ETIM

ETIM 8.0	EC002540
----------	----------

UNSPSC

UNSPSC 21.0	39121000
-------------	----------

QUINT4-PS/12-24DC/24DC/1.3/SC - DC/DC converters



1066703

<https://www.phoenixcontact.com/us/products/1066703>

Environmental product compliance

REACH SVHC	Lead 7439-92-1
China RoHS	Environmentally Friendly Use Period = 25;
	For information on hazardous substances, refer to the manufacturer's declaration available under "Downloads"

QUINT4-PS/12-24DC/24DC/1.3/SC - DC/DC converters



1066703

<https://www.phoenixcontact.com/us/products/1066703>

Accessories

SF-SL 0,4X2,0-60 - Screwdriver

1212546

<https://www.phoenixcontact.com/us/products/1212546>



Screwdriver, flat bladed, size: 0.4 x 2.0 x 60 mm, 2-component grip, with non-slip grip

CBMC E4 24DC/1-10A NO - Electronic circuit breaker

2906032

<https://www.phoenixcontact.com/us/products/2906032>



Multi-channel electronic circuit breaker for protecting four loads at 24 V DC in the event of overload and short circuit. With electronic locking of the set nominal currents. For installation on DIN rails.

QUINT4-PS/12-24DC/24DC/1.3/SC - DC/DC converters



1066703

<https://www.phoenixcontact.com/us/products/1066703>

CBMC E4 24DC/1-4A NO - Electronic circuit breaker

2906031

<https://www.phoenixcontact.com/us/products/2906031>



Multi-channel electronic circuit breaker for protecting four loads at 24 V DC in the event of overload and short circuit. With electronic locking of the set nominal currents. For installation on DIN rails.

CBMC E4 24DC/1-4A NO-C - Electronic circuit breaker

2908713

<https://www.phoenixcontact.com/us/products/2908713>



Multi-channel electronic circuit breaker that can be preconfigured, for protecting four loads at 24 V DC in the event of overload and short circuit. With electronic locking of the set nominal currents. For installation on DIN rails.

QUINT4-PS/12-24DC/24DC/1.3/SC - DC/DC converters



1066703

<https://www.phoenixcontact.com/us/products/1066703>

PLT-SEC-T3-24-FM-UT - Type 3 surge protection device

2907916

<https://www.phoenixcontact.com/us/products/2907916>



Type 3 surge protection, consisting of protective plug and base element, with integrated status indicator and remote signaling for single-phase power supply networks. Nominal voltage: 24 V AC/DC

Phoenix Contact 2023 © - all rights reserved

<https://www.phoenixcontact.com>

Phoenix Contact USA
586 Fulling Mill Road
Middletown, PA 17057, United States
(+717) 944-1300
info@phoenixcon.com