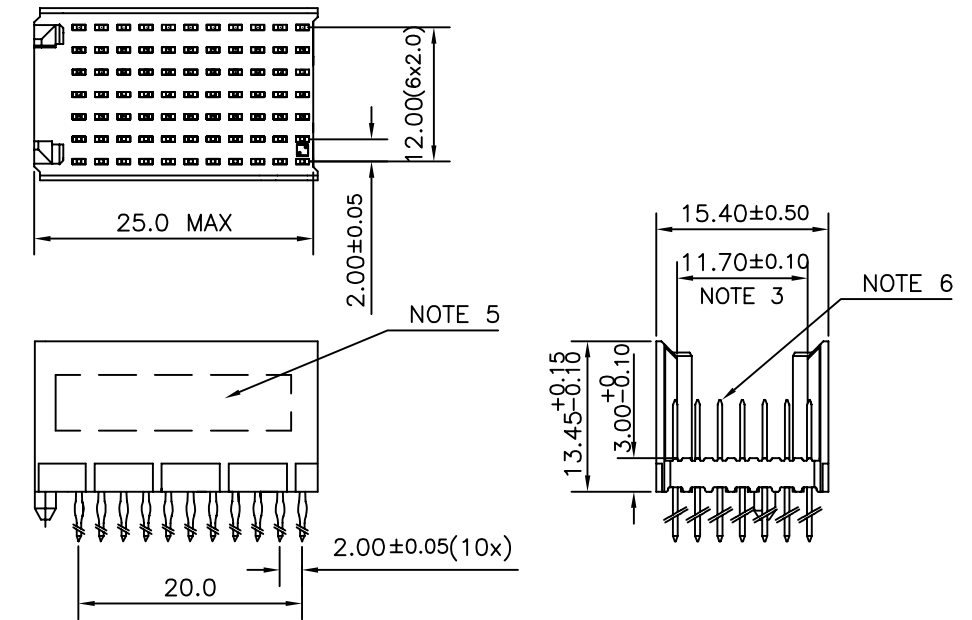


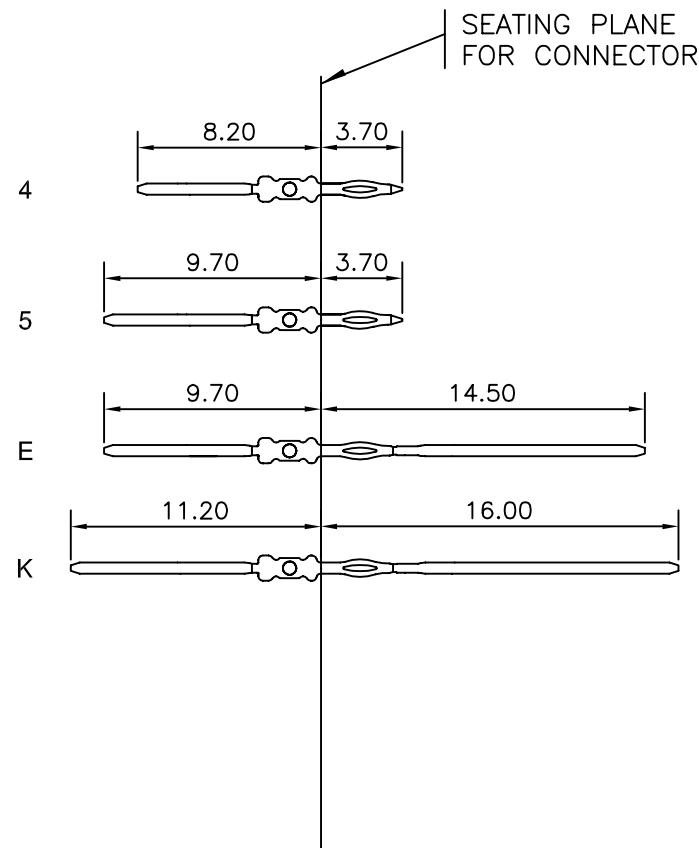
LOADING PATTERN MATING SIDE

f	K	K	K	K	K	K	K	K	K	K
e	5	E	E	E	E	5	5	5	5	5
d	5	E	E	E	E	5	5	5	5	5
c	5	5	5	5	5	5	5	5	4	5
b	5	E	E	E	E	5	5	E	E	5
a	5	E	E	E	E	5	5	E	E	5
z	K	K	K	K	K	K	K	K	K	K
POS	0	1				0	5			1
	1					5				0

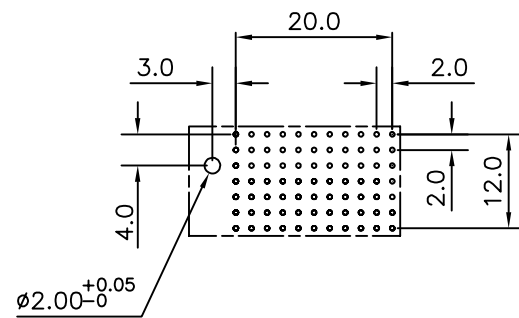
LOADED CONNECTOR ASSEMBLY
(FOR EXAMPLE)



CONTACT OVERVIEW



LAY-OUT P.C.B.-HOLE



HM2P80PMA3W1 LF LEAD FREE INDICATOR : LF = LEAD FREE (DIGIT 15 & 16)

PLATING CODE (DIGIT 13 AND 14)
(REF DRW NO. BS,C , 201844 , 003)

NOTES

1. THIS PRODUCT IS CSA APPROVED.
2. THIS PRODUCT IS UL RECOGNIZED.
3. MEASURED AT THE BOTTOM.
4. MATERIAL CONTACT: PHOSPHORBRONZE
HOUSING: CREAM WHITE GLASS FILLED POLYESTER UL-94V0
5. CONNECTOR PRINTED WITH P/N AND DATE CODE.
6. FOR ACTUAL CONTACT LOADINGS, SEE LOADING PATTERN MATING SIDE.
7. SHAPE OF CONNECTOR HOUSING CAN ALTER DEPENDING ON PRODUCTION LOCATION
8. THE PRODUCT (LF) MEETS EUROPEAN UNION DIRECTIVES AND OTHER COUNTRY REGULATIONS AS DESCRIBED IN GS-22-008
9. FOR RECOMMENDED PTH DIMENSIONS REFER DRAWING : BS, A , 201572 , 001

CATALOG NO: HM2P80PMA3W1----

mat'l. code SEE NOTE 4		surface ISO 1302 ✓	tolerance ISO 406 ISO 1101	projection 	product family MILLIPACS
ltr	ecn no	dr	date	title	
A	104-0019	MINI	2004/03/16	MPACS 5+2R STR HDR PF CONN TYPE CR	
B	105-0187	MINI	2005/10/13	scale —	
C	106-0090	MINI	2006/06/26	MM	
		dr	MINI K VANDANATH 2004/03/16	dwg no	
		enr	BIJU K PAUL 2004/03/16	sheet 1 of 1	
		chr	BIJU K PAUL 2006/06/26	size	
		appd	BIJU K PAUL 2006/06/26	A3	
sheet index		revision	c	type Product Customer Drawing	
sheet		1			