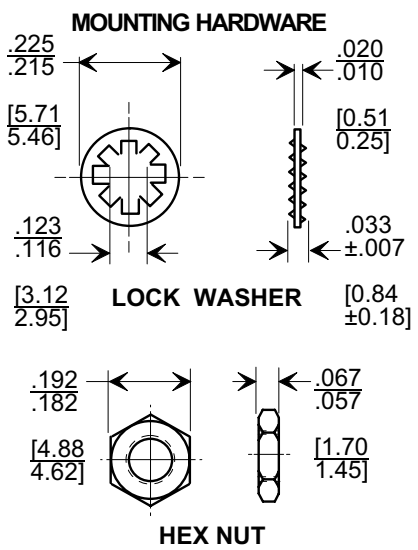
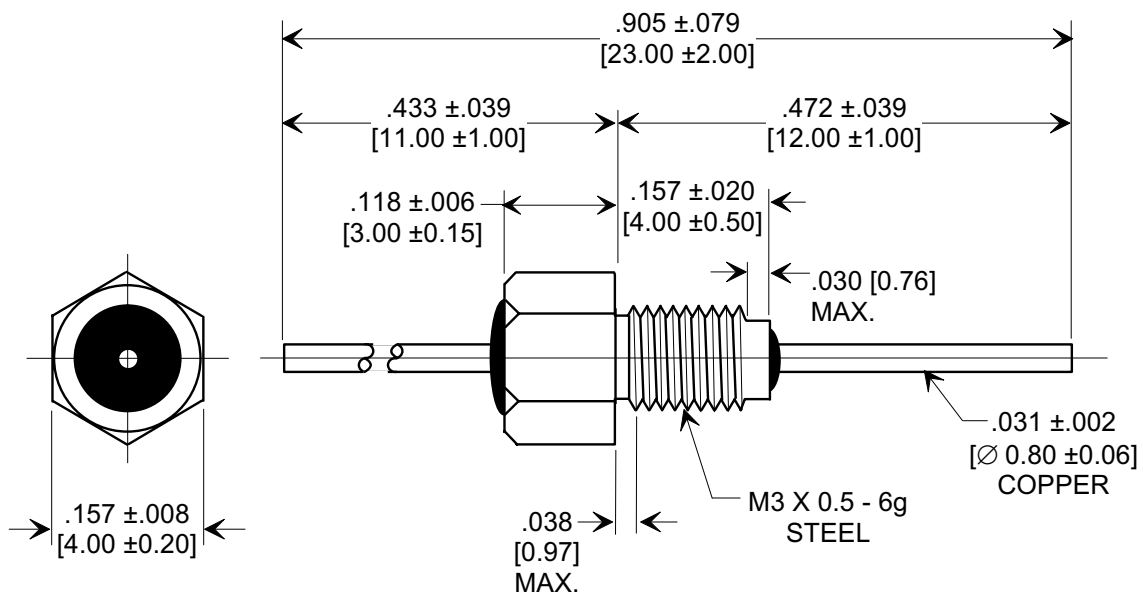
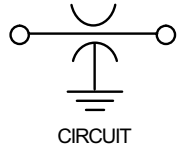
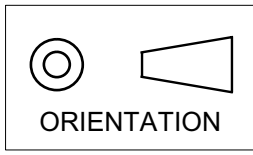


**MARKETING SALES DRAWING**  
**DIMENSIONS IN INCHES - DO NOT SCALE THIS DRAWING**  
**DIMENSIONS IN METRIC [ ]**

Electrical Testing  
per Tusonix standard  
test plans and Mil-Std-202  
Test Methods.



- NOTES:**
1. TUSONIX STANDARD PART NUMBER: 4400-096.  
TUSONIX RoHS COMPLIANT PART NUMBER: 4400-096 LF.  
CUSTOMER MUST SPECIFY STANDARD OR RoHS PART NUMBER WHEN ORDERING.
  2. MATERIAL: BUSHING; SILVER PLATED. LEAD; SILVER PLATED.
  3. PART MARKING: TRADEMARK AND VARIATION NUMBER ON HEX FLATS. STANDARD PART: BLACK INK. RoHS PART: GREEN INK.
  4. OPERATING TEMP. RANGE: -55°C TO +125°C.
  5. MAX. RECOMMENDED SOLDERING TEMPERATURE : 260° C.
  6. SUPPLIED WITH SILVER PLATED INTERNAL TOOTH LOCK WASHER.
  7. MAX. RECOMMENDED MOUNTING TORQUE : 2.0 Lb. in. [.226 Nm.]

CAP.(pf)	TOLERANCE	DC WORKING VOLTAGE		DC CURRENT (AMPS)	I.R. MIN. @ 100 (VDC)	DWV (VDC)	MIN. NO LOAD INSERTION LOSS (db) @ 25°C PER MIL-STD-220				
		85°C	125 °C				1 MHz	10 MHz	100 MHz	1 GHz	10 GHz
470	GMV	300	200	10	10 G Ω	500	----	----	15	35	40

<b>REVISION RECORD</b> Original Release C.O. <b>20000104-1-06</b> ORIENTATION SYMBOL ADDED DWV(VDC) 500 DELETED L.E. 04-14-00 <b>20000410-2-05</b> ADDED IR & DWV, REVISED & ADDED NOTES. S.M. 12-01-05 <b>20051128-1-03</b>	0	<b>--TOLERANCES--</b> Unless Otherwise Specified DECIMAL ± NOTED ANGLES ±	Title <b>BUSHING STYLE EMI FILTER</b>	
	<b>TUSONIX</b> TUCSON, ARIZONA		Drawn S.M. 01-07-99 Scale 5 X	
	<b>A</b>	Approved J.Mc. 01-07-00	<b>4400-096</b>	

X-2015 Rev-0