

SAIL-M12BW-4-5.0U

Weidmüller Interface GmbH & Co. KG

Klingenbergstraße 16

D-32758 Detmold

Germany

Fon: +49 5231 14-0

Fax: +49 5231 14-292083

www.weidmueller.com



Sensor/actuator cables are used for wiring sensors and actuators and for transmitting data or power in various applications. The moulded cable offers connected and tested connection of the plug-in connector to the cable ex-works. The cables may be exposed to a wide range of conditions, such as humidity, dust, heat, cold, shock or vibration.

Our developers have focused specifically on this issue and designed a host of different M8 and M12 sensor-actuator cables so you are bound to find the solution you need for your application.

Is there something you have not managed to find or you feel needs explanation? Talk to us!

General ordering data

Type	SAIL-M12BW-4-5.0U
Order No.	9457740500
Version	Sensor/actuator line, One end without connector, M12, Number of poles : 4, 5 m, Socket, angled, Shielded: No, LED: No, Sheath material: PUR, Halogen: No
GTIN (EAN)	4032248228393
Qty.	1 pc(s).

SAIL-M12BW-4-5.0U**Weidmüller Interface GmbH & Co. KG**

Klingenbergstraße 16

D-32758 Detmold

Germany

Fon: +49 5231 14-0

Fax: +49 5231 14-292083

www.weidmueller.com

Technical data**Dimensions and weights**

Net weight 164 g

Temperatures

Operating temperature, max. 80 °C Operating temperature, min. -25 °C

Environmental Product Compliance

REACH SVHC Lead 7439-92-1

Technical specifications for cable

Number of poles	4	Core cross-section	0.34 mm ²
Outside diameter	4.7 ± 0.2 mm	Cable length	5 m
Shielded	No	Insulation	PP
Colour coding	brown, white, blue, black	Sheath material	PUR
Sheathing colour	Black	Halogen	No
Temperature range, moving	-25...80 °C	Temperature range, stationary	-40...80 °C
Core in acc. with UL AWM style	10493 (80 °C / 300 V)	Jacket in acc. with UL AWM style	20233 (80 °C / 300 V)
Suitable for cable carriers	Yes	Torsion resistance	0 °/m
Bending radius, min., stationary	5 x cable diameter	Bending radius, min., moving	10 x cable diameter
Acceleration	5 m/s ²	Speed	5 m/s
Bending cycles	2 Mio	Resistant to welding beads	No
Hybridleitung	No	Strahlenvernetzt	No
Konfigurierbare Kabellänge	No		

General technical data

Version	Socket, angled	Connection thread	M12
Housing main material	PUR	Threaded ring material	Brass, nickel-plated
Coding	A	Protection degree	IP65, IP66, IP67, IP68, when screwed in
Contact surface	Gold-plated	LED	No
Rated voltage	250 V	Rated current	4 A
Insulation resistance	10 ⁸ Ω	Temperature range of housing	-25...+85 °C
Tightening torque	M12: 0.8 - 1.2 Nm	Plugging cycles	≥ 100
Pollution severity	3	jumpered	No

Standards

Connector standard IEC 61076-2-101 Certificate no. (cULus) E307231

Classifications

ETIM 3.0	EC001855	ETIM 4.0	EC001855
ETIM 5.0	EC001855	ETIM 6.0	EC001855
UNSPSC	26-12-16-13	eClass 5.1	27-06-91-90
eClass 6.2	27-27-92-18	eClass 7.1	27-06-91-90
eClass 8.1	27-06-91-90	eClass 9.0	27-06-91-90
eClass 9.1	27-06-03-11		

SAIL-M12BW-4-5.0U

Weidmüller Interface GmbH & Co. KG
Klingenbergstraße 16
D-32758 Detmold
Germany
Fon: +49 5231 14-0
Fax: +49 5231 14-292083
www.weidmueller.com

Technical data**Product information**

Descriptive text ordering data	Other versions on request
Descriptive text technical data	Chapter W includes additional technical specifications for the cable

Approvals

Approvals



ROHS	Conform
------	---------

Downloads

Brochure/Catalogue	CAT 8 SAI 15/16 EN FL FIELDWIRING EN
Engineering Data	EPLAN, WSCAD, Zuken E3.S

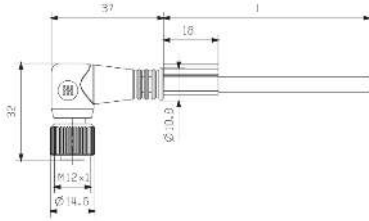
Data sheet

SAIL-M12BW-4-5.0U

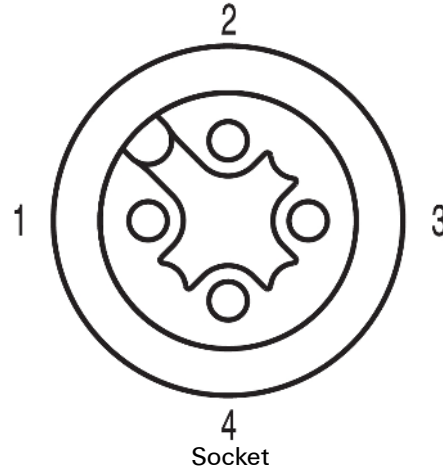
Weidmüller Interface GmbH & Co. KG
 Klingenbergstraße 16
 D-32758 Detmold
 Germany
 Fon: +49 5231 14-0
 Fax: +49 5231 14-292083
 www.weidmueller.com

Drawings

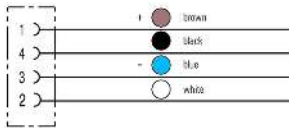
Dimensioned drawing



Pole scheme



Wiring diagram



The ideal tool, the Screwty® with torque function



Light, securely screwed-in round plug-in connectors. Screwty set DM / VPE: 1 / Order No.: 1920000000 Adapters: M12, M12 F, M8, M8 F