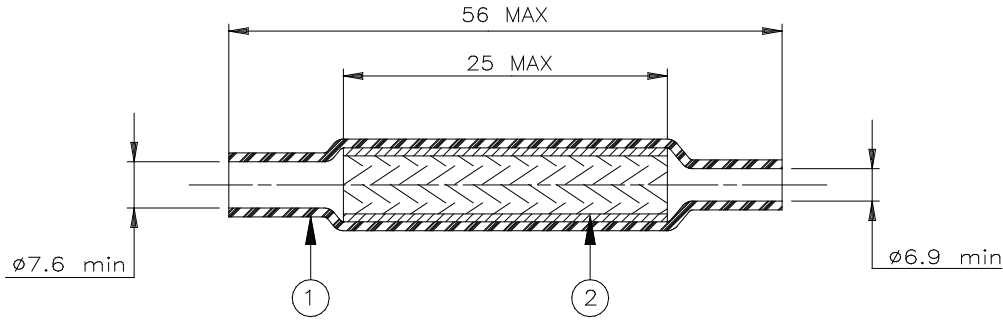
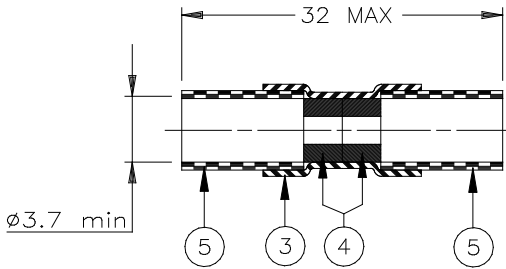


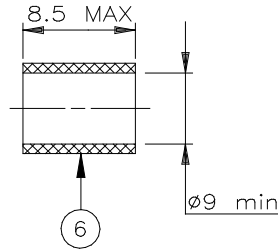
CUSTOMER DRAWING



SOLDERSHIELD Device



SOLDERSLLEEVE Device



Insulation Tubing

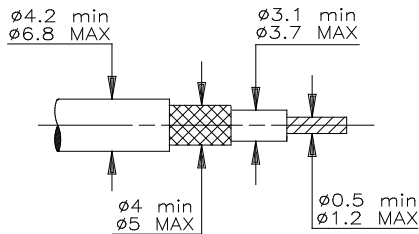
MATERIALS

1. INSULATION SLEEVE: Heat -shrinkable, transparent clear, radiation cross-linked modified polyolefin.
2. SHIELD: Solder impregnated, flux coated, tin plated copper braid.
SOLDER: TYPE Sn63 per ANSI-J-STD-006.
FLUX: TYPE ROL0 per ANSI-J-STD-004.
3. INSULATION SLEEVE: Heat -shrinkable, transparent clear, radiation cross-linked modified polyvinylidene fluoride.
4. SOLDER PREFORM WITH FLUX:
SOLDER: TYPE Sn63 per ANSI-J-STD-006.
FLUX: TYPE ROL0 per ANSI-J-STD-004.
5. DIELECTRIC BARRIER: Cross-linked polyvinylidene fluoride. Color: yellow.
6. INSULATION TUBING, PRECOATED: Radiation cross-linked modified polyolefin with adhesive. Color: black.

APPLICATION

1. This controlled soldering device is designed to splice the center conductor and the braid, both made of bare, tin or silver plated copper, of coaxial cables having an insulation rated for at least +85°C. The product is suitable for single or double braided cables.
2. Temperature range: -55°C to +125°C. For installation procedure, see RPIP-699-00.

Cable dimensions:



TE Connectivity, TE connectivity (logo), Raychem, SolderSleeve, and SolderShield are trademarks

		RAYCHEM		TITLE: COAXIAL CABLE SPLICE KIT	
UNLESS OTHERWISE SPECIFIED DIMENSIONS ARE IN MILLIMETERS.				DOCUMENT NO: B-202-82	
TOLERANCES: 0.00 N/A 0.0 N/A 0 N/A	ANGLES: N/A ROUGHNESS IN MICRON	TE Connectivity reserves the right to amend this drawing at any time. Users should evaluate the suitability of the product for their application.		Revision: 3	Issue Date: March 2020
DRAWN BY: M. FORONDA	DATE: June 15, 1998	ECO: ECO-20-003568		SCALE: None	SIZE: A
				SHEET: 1 of 1	