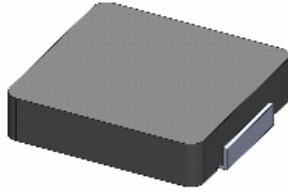


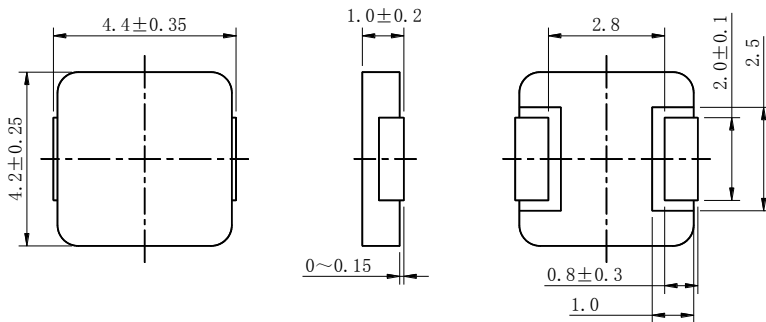
SMD Power Inductor 0412CDMCC/DS



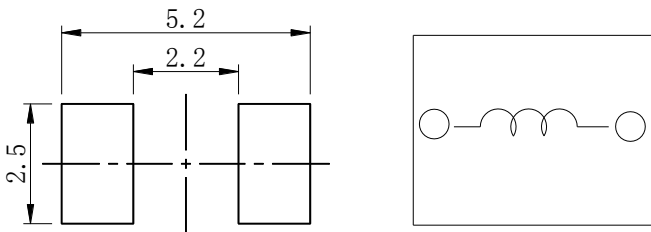
Halogen
Free



Dimension - [mm]



Land pattern and Schematics - [mm]



Description

- Metal compound molding type construction.
- Magnetically shielded.
- Low audible core noise.
- Suitable for large current.
- L × W × H: 4.75 × 4.45 × 1.2 mm Max.
- Product weight: 0.16g (Ref.)
- Moisture Sensitivity Level: 1
- RoHS compliance.
- Halogen Free available.

Environmental Data

- Operating temperature range: -55°C ~ +125°C (including coil's self temperature rise)
- Storage temperature range: -55°C ~ +125°C
- Solder reflow temperature: 260 °C peak.

Packaging

- Carrier tape and reel packaging.
- 3000pcs/Reel.

Applications

- Ideally used in notebook, ultrabook, tablet PC, LCD display, Server application.
- HDD, SSD modules application.
- High current, POL converters.
- Low profile, high current power supplies.
- Battery powered devices.
- DC/DC converters in distributed power systems.



Electrical Characteristics

Part No.	Stamp	Inductance(μ H) [Within] ※1	D.C.R(m Ω) Max.(Typ.) at 25°C	Saturation Current (A)Max.(Typ.) at 25°C ※2	Temperature rise current(A) Typ.※3
0412CDMCCDS-R10MC	R10	0.10 \pm 20%	7.2(6.0)	16.5(19.5)	11.5
0412CDMCCDS-R12MC	R12	0.12 \pm 20%	7.8(6.5)	16.0(19.0)	11.0
0412CDMCCDS-R15MC	R15	0.15 \pm 20%	9.6(8.0)	14.5(17.0)	9.4
0412CDMCCDS-R22MC	R22	0.22 \pm 20%	11.0(9.2)	12.0(14.0)	9.0
0412CDMCCDS-R33MC	R33	0.33 \pm 20%	19(17)	9.4(11.0)	6.5
0412CDMCCDS-R47MC	R47	0.47 \pm 20%	21(19)	8.2(9.7)	6.0
0412CDMCCDS-R68MC	R68	0.68 \pm 20%	36(32)	6.9(8.0)	4.7
0412CDMCCDS-1R0MC	1R0	1.0 \pm 20%	47(43)	6.0(7.1)	4.1
0412CDMCCDS-1R5MC	1R5	1.5 \pm 20%	75(68)	3.6(4.2)	2.9
0412CDMCCDS-2R2MC	2R2	2.2 \pm 20%	84(80)	3.4(4.0)	2.7
0412CDMCCDS-3R3MC	3R3	3.3 \pm 20%	140(125)	3.2(3.8)	2.1
0412CDMCCDS-4R7MC	4R7	4.7 \pm 20%	195(175)	2.6(3.1)	1.8

※1 Measuring frequency Inductance at 100kHz 1V.

※2 Saturation current: This indicates the value of D.C. current when the inductance becomes 30% lower than its initial value.

※3 Temperature rise current: The actual value of D.C. current when the temperature of coil becomes $\Delta T=40^{\circ}\text{C}$ ($T_a=25^{\circ}\text{C}$).

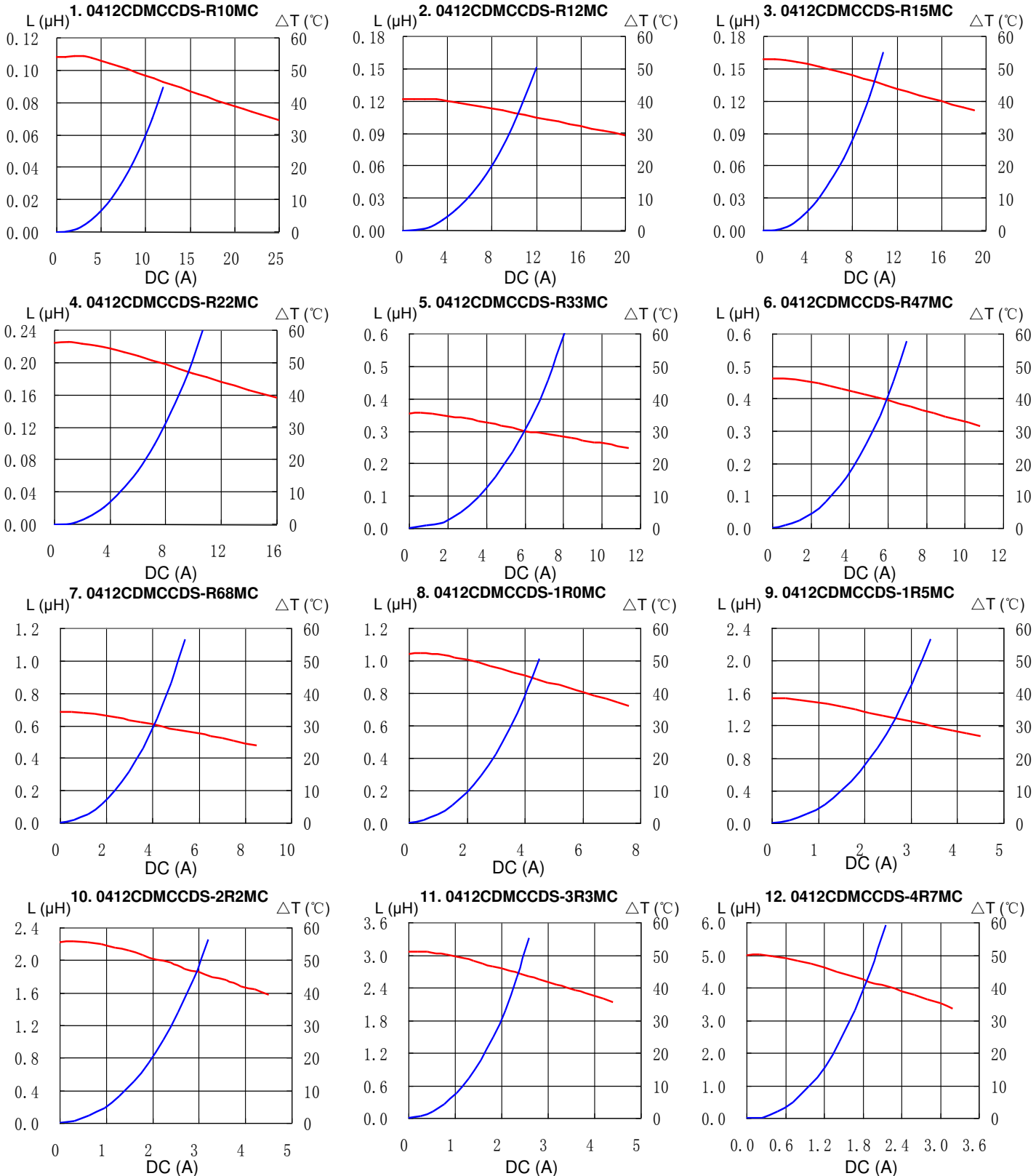
(Test board condition: FR4, Copper=70 μm , four-layer PWB t=1.6mm)

SMD Power Inductor 0412CDMCC/DS



Saturation Current & Temperature Rise Graph

— L (20°C) — ΔT

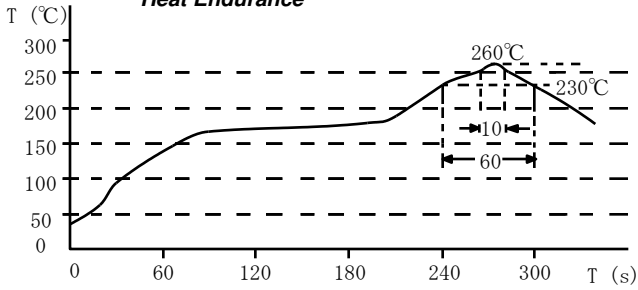


SMD Power Inductor 0412CDMCC/DS

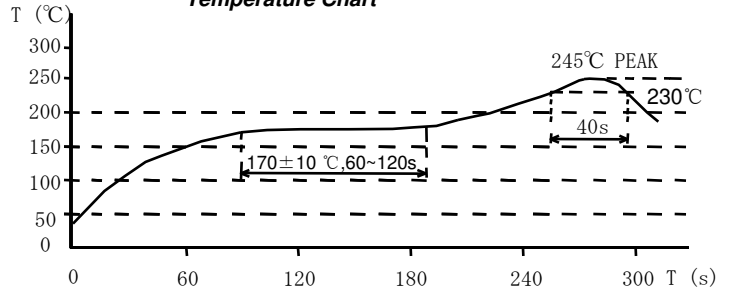


Solder Reflow Condition

Heat Endurance



Temperature Chart



Please refer to the sales offices on our website - <http://www.sumida.com>

Hong Kong

Tel. +852-2880-6781
FAX. +852-2565-9600
sales@hk.sumida.com

Saitama(Japan)

Tel. +81-48-691-7300
FAX. +81-48-691-7340
sales@jp.sumida.com

Chicago

Tel. +1-847-545-6700
FAX. +1-847-545-6720
sales@us.sumida.com

Shanghai

Tel. +86-21-5836-3299
FAX. +86-21-5836-3266
shanghai.sales@cn.sumida.com

Seoul

Tel. +82-2-6237-0777
FAX. +82-2-6237-0778
sales@kr.sumida.com

Obernzell

Tel. +49-8591-937-0
FAX. +49-8591-937-103
contact@eu.sumida.com

Shenzhen

Tel. +86-755-8291-0228
FAX. +86-755-8291-0338
shenzhen.sales@cn.sumida.com

Singapore

Tel. +65-6296-3388
FAX. +65-6841-4426
sales@sg.sumida.com

Neumarkt

Tel. +49-9181-4509-110
FAX. +49-9181-4509-310
infocomp@eu.sumida.com

Taipei

Tel. +886-2-8751-2737
FAX. +886-2-8751-2738
sales@tw.sumida.com

San Jose

Tel. +1-408-321-9660
FAX. +1-408-321-9308
sales@us.sumida.com