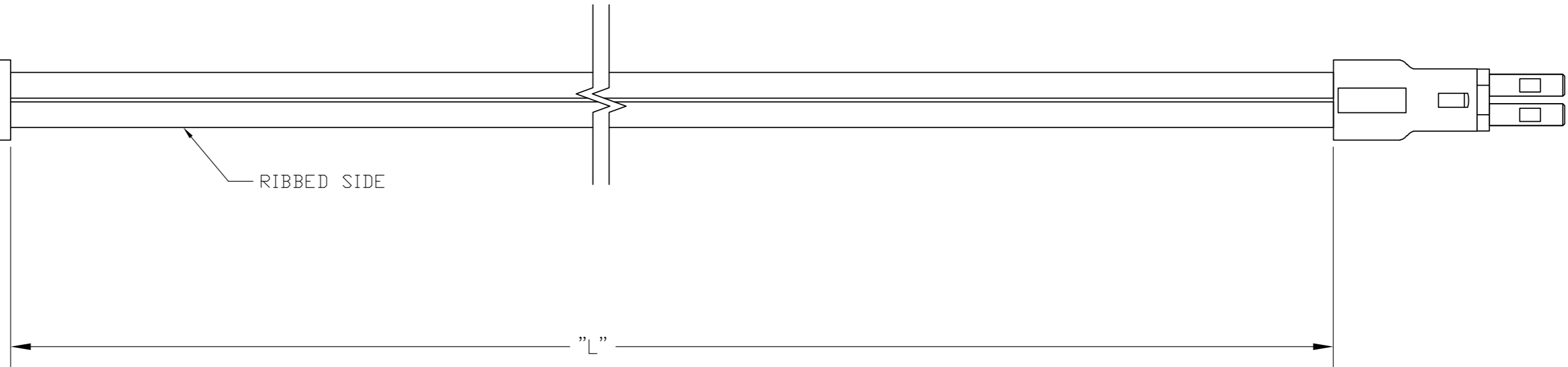
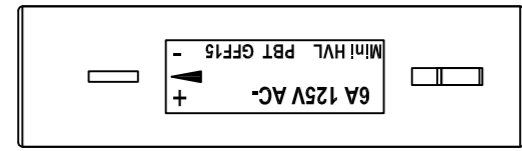
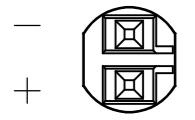
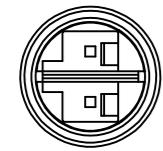


THIS DRAWING IS UNPUBLISHED. RELEASED FOR PUBLICATION
 © COPYRIGHT - By - ALL RIGHTS RESERVED.

LOC	DIST	REVISIONS			
P	LTR	DESCRIPTION	DATE	DWN	APVD
GP	00	A	NEW RELEASE	01/AUG/11	ECC PB

HV-3

HV-3



RIBBED SIDE

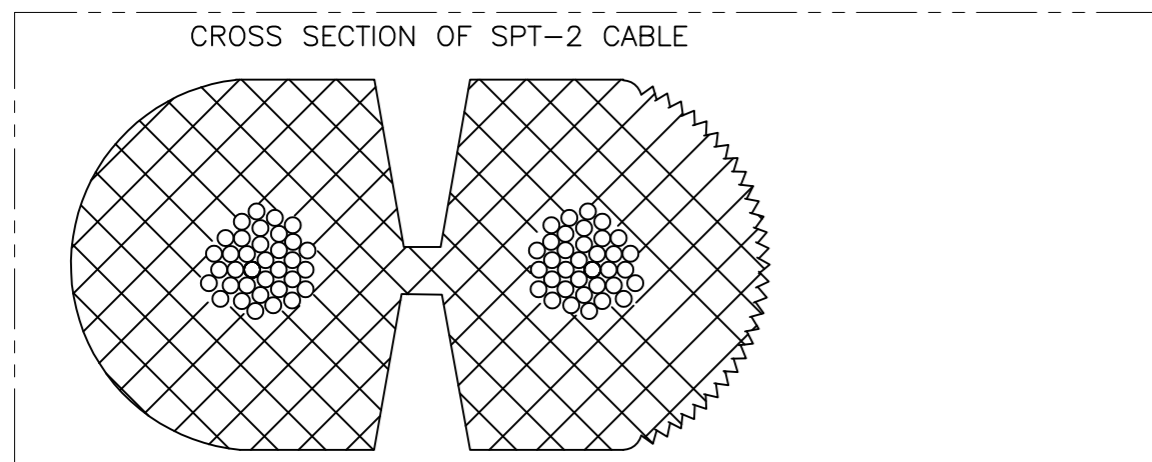
"L"

1. PACKAGING ACC. TO TE SPEC.107-18032
BUNDLE EVERY 25 ASSEMBLIES WITH A RUBBER BAND
2. ELECTRICAL TEST CONTAINING "SHORT CIRCUIT TEST, CONTINUITY AND ACCURATE CAVITY ASSIGNMENT TEST" ACC. TO TE-SPEC.108-18857, SUBSECTION 3.1.1

WIRING SCHEDULE AS SHOWN

WIRING SCHEDULE			
OUTLET		SIDE	PLUG
1	+	RIBBED	1
2	-	SMOOTH	2

16.0 FT	±3.84	2181143-8
14.0 FT	±3.36	2181143-7
12.0 FT	±2.88	2181143-6
10.0 FT	±2.4	2181143-5
8.0 FT	±1.92	2181143-4
6.0 FT	±1.44	2181143-3
4.0 FT	±.96	2181143-2
2.0 FT	±.48	2181143-1
"L"	TOLERANCES [INCHES]	TE P/N



THIS DRAWING IS A CONTROLLED DOCUMENT.		DWN E.C. CLAYBAUGH 10/JUN/11	TE Connectivity	
DIMENSIONS: INCHES		CHK P. BECKER 13/JUL/11		
TOLERANCES UNLESS OTHERWISE SPECIFIED:		APVD P. BECKER 01/AUG/11	NAME CABLE ASSEMBLY, NECTOR, HV-3, OUTLET TO PLUG	
0 PLC ± - 1 PLC ± - 2 PLC ± - 3 PLC ± - 4 PLC ± - ANGLES ± -		PRODUCT SPEC -	RESTRICTED TO -	
MATERIAL		WEIGHT -	SIZE A2	CAGE CODE 00779
FINISH		CUSTOMER DRAWING	DRAWING NO C-2181143	REV A
		SCALE N.T.S.	SHEET 1 of 1	