

## Rear panel feed-through - SM-7EP1N8AQL04 - 1605844

Please be informed that the data shown in this PDF Document is generated from our Online Catalog. Please find the complete data in the user's documentation. Our General Terms of Use for Downloads are valid (<http://download.phoenixcontact.com>)



Rear panel feed-through, straight long, Screw locking, M40, Number of positions: 4+3+PE, Type of contact: Male connector, Crimp connection, Axial O-ring, Central fixing, Shielded: Yes, Cable cross section: 17 mm...21 mm



### Key commercial data

|                                      |            |
|--------------------------------------|------------|
| Packing unit                         | 1 PCE      |
| Weight per Piece (excluding packing) | 572.52 GRM |
| Custom tariff number                 | 85366990   |
| Country of origin                    | Germany    |

### Technical data

#### General

|  |  |
|--|--|
| Note                                       | Order information Order crimp contacts 4 x Ø 2 mm, 4 x Ø 3.6 mm separately |
| Type of locking                            | Screw locking  |
| Coding                                     | N  |
| Contact connection method                  | Crimp connection   |
| Type of contacts                           | Male connector   |
| Number of positions                        | 8  |
| Contact diameter of power contacts         | 3.6 mm   |
| Nominal current per power contact at 25°C  | 70 A   |
| Contact diameter of signal contacts        | 2 mm   |
| Nominal current per signal contact at 25°C | 30 A   |
| Conductor entry                            | 17 mm ... 21 mm  |
| Mounting type                              | Central fixing   |

#### Ambient conditions

|                      |                   |
|----------------------|-------------------|
| Ambient temperature  | -20 °C ... 125 °C |
| Degree of protection | IP67              |

## Rear panel feed-through - SM-7EP1N8AQL04 - 1605844

### Technical data

#### Material

|                            |  |
|----------------------------|--|
| Housing material           | Turned parts: copper zinc alloy (CuZn), die-cast parts: zinc (GD-Zn) |
| Insulator material         | PA 66  |
| Gasket and O-ring material | FPM  |

#### Specifications according to DIN EN 61984:2001

|  |        |
|--|--------|
| Installation height max.                       | 3000 m |
| Nominal / operating voltage of power contacts  | 630 V  |
| Rated surge voltage of power contacts          | 6 kV   |
| Surge voltage category of power contacts       | III    |
| Pollution degree of power contacts             | 3      |
| Nominal / operating voltage of signal contacts | 250 V  |
| Rated surge voltage of signal contacts         | 4 kV   |
| Surge voltage category of signal contacts      | III    |
| Pollution degree of signal contacts            | 3      |

### Classifications

#### eCl@ss

|            |          |
|------------|----------|
| eCl@ss 4.0 | 272607xx |
| eCl@ss 4.1 | 27260701 |
| eCl@ss 5.0 | 27260701 |
| eCl@ss 5.1 | 27260701 |
| eCl@ss 6.0 | 27260708 |
| eCl@ss 7.0 | 27440312 |
| eCl@ss 8.0 | 27440312 |

#### ETIM

|          |          |
|----------|----------|
| ETIM 3.0 | EC001121 |
| ETIM 4.0 | EC001121 |
| ETIM 5.0 | EC002635 |

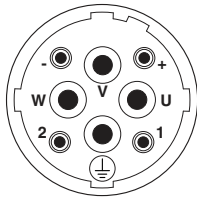
#### UNSPSC

|               |          |
|---------------|----------|
| UNSPSC 6.01   | 43172015 |
| UNSPSC 7.0901 | 43201404 |
| UNSPSC 11     | 43172015 |
| UNSPSC 12.01  | 43201404 |
| UNSPSC 13.2   | 43201404 |

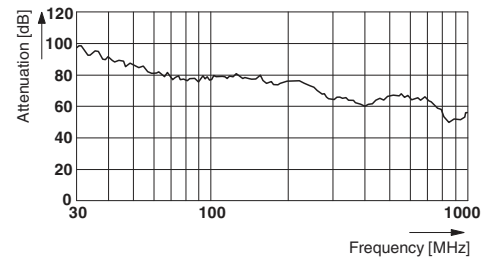
# Rear panel feed-through - SM-7EP1N8AQL04 - 1605844

## Drawings

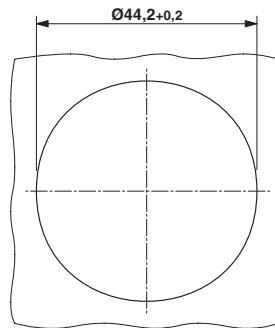
Schematic diagram



Diagram



Dimensioned drawing



Dimensioned drawing

