



MATERIAL AND FINISH:

Insulator: PC (Polycarbonate), color black,
UL-94V-0 rated
Contacts: Brass, Nickel plated

RoHS
COMPLIANT

ELECTRICAL SPECIFICATIONS:

Inlet Current rating: 10 A 
Fuse Holder Current rating: 3A 
Voltage rating: 250 VAC
Insulation resistance: 100 Mohm min.
at 500 VDC
Dielectric withstanding voltage: 2000
VAC for one minute


ORDERING CODE:


42R44-31 - -
 1 2 3

1) TERMINAL OPTIONS

- 1 = .187(4.8) WITH Ø1.4
- 2 = .250(6.3) WITH Ø1.65

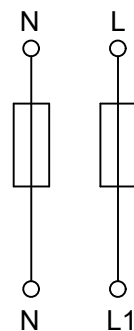
2) ELECTRICAL CIRCUIT CONFIGURATION

1 = 10A 250V 70°C
2+GROUND 2 FUSE 

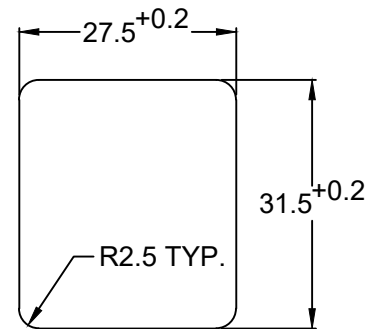
2 = 10A 250V 120°C
2+GROUND 2 FUSE 

3) PANEL THICKNESS

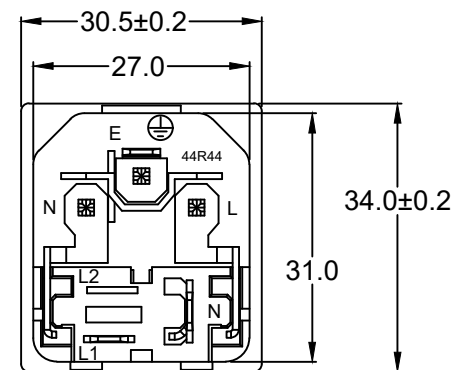
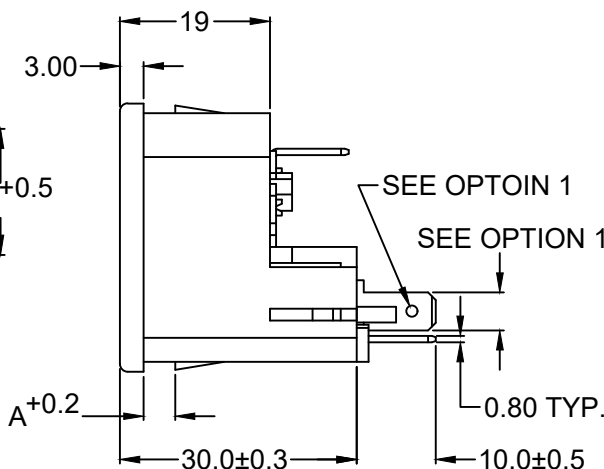
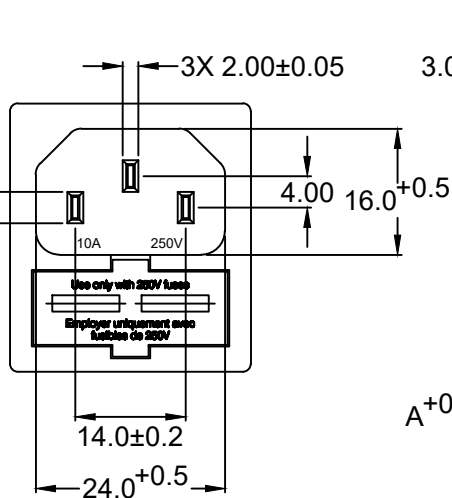
3X 4.0±0.1



CIRCUIT



RECOMMENDED
PANEL CUTOUT



REV	CHANGES		
	DATE	CHANGE	CHK/CHK APPR
A	9/7/17	UPDATE CURRENT RATING & APPROVALS	PB
B	8/26/21	REMOVED UL / IUL MARKS	PB
C	1/1/22	ADD IUL / IUL MARKS - REV CURRENT RATINGS	PB

P/N	A	MAX. PANEL THICKNESS
42R44-31XX-150	1.5	1.5
42R44-31XX-200	2.0	2.0
42R44-31XX-250	2.5	2.5

ADDITIONAL PANEL THICKNESS
AVAILABLE ON REQUEST

TOLERANCE
UNLESS OTHERWISE SPECIFIED
X ± 1
X.X ± 0.4
X.XX ± 0.20

DRAWN BY	GQ	DATE:	11/27/01
CHECK BY	TD	DATE:	12/04/01
APPR BY	PB	DATE:	12/04/01

Power Dynamics, Inc.

Phone: 973 560-0019 Whippany, New Jersey Fax: 973 560-0076

PART: IEC 60320 APPL. INLET, FUSE HOLDER, QC
TERMINALS; SNAP-IN

PART #: **42R44-31XX-XXX** SHEET 1 of 1

SIZE: A SCALE: NTS ALL DIMENSIONS FOR REFERENCE ONLY
DIMENSIONS ARE IN MILLIMETERS REV: C