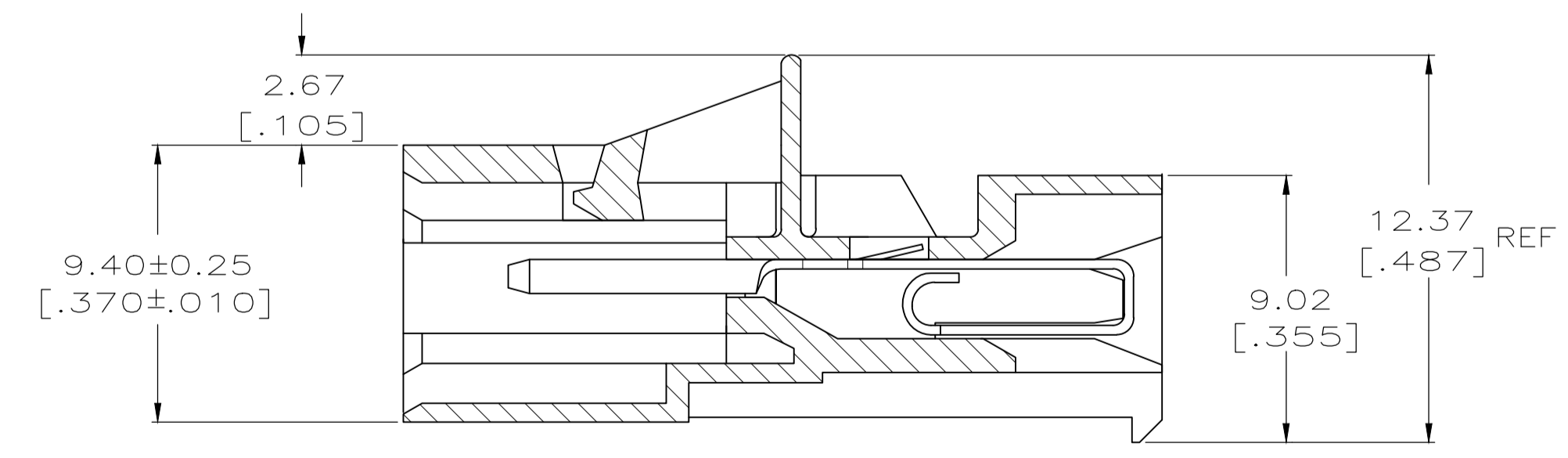
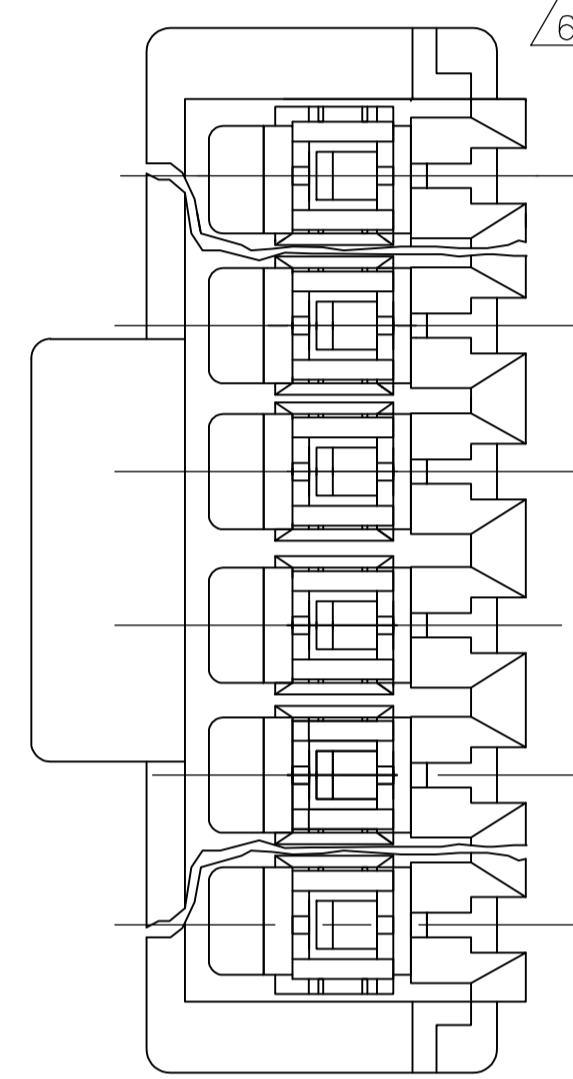
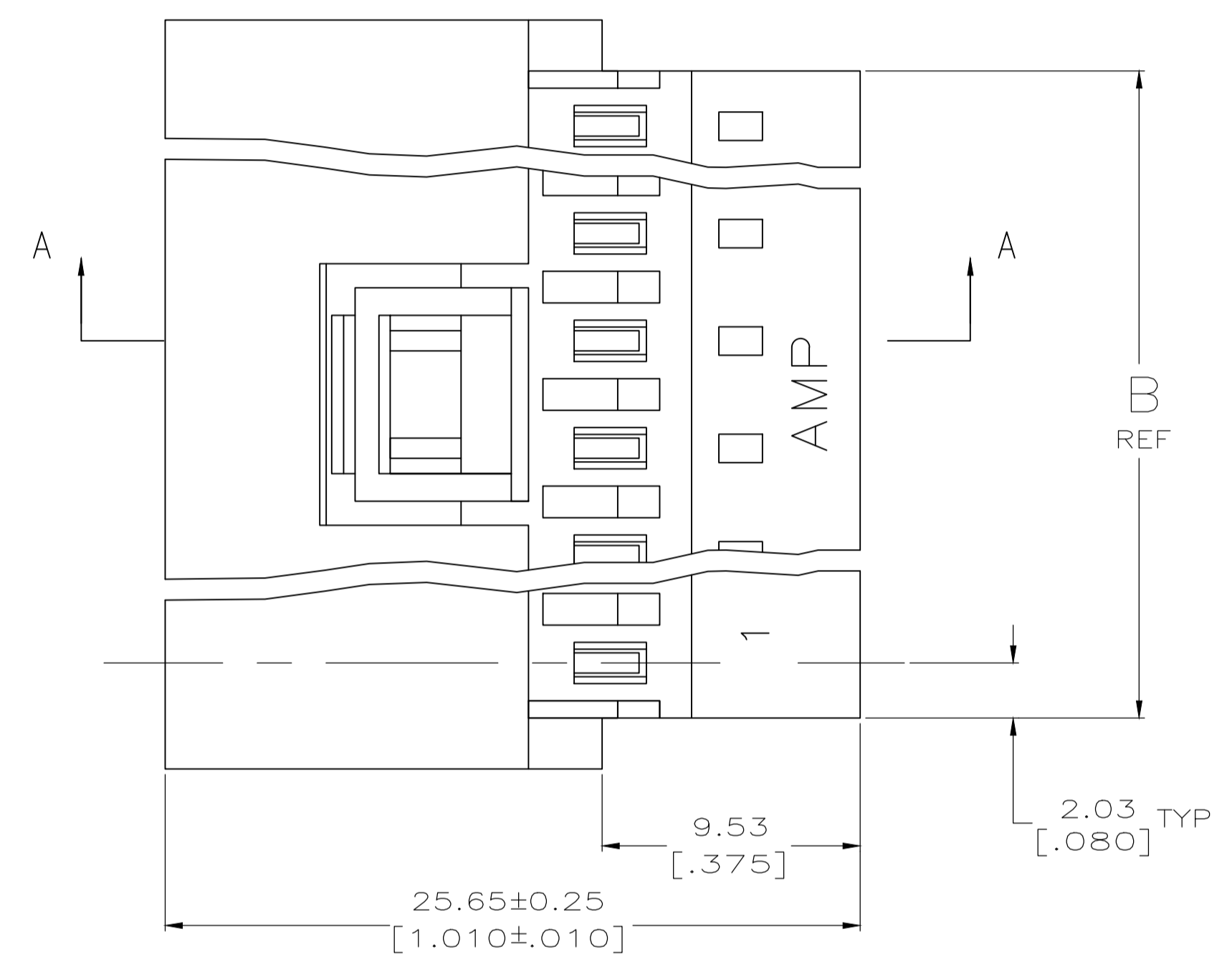
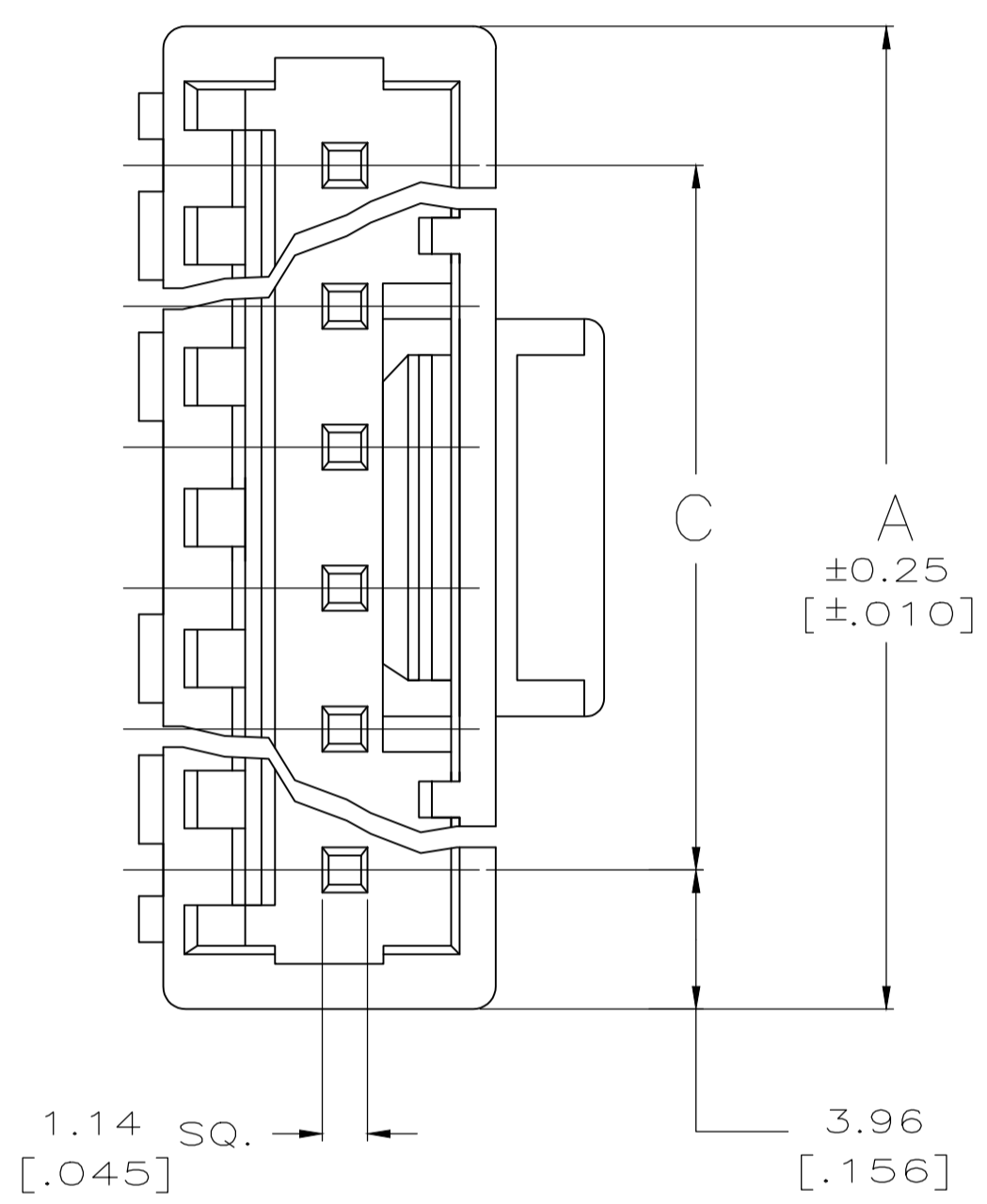


LOC		DIST		REVISIONS			
CM	0	REV	DATE	BY	APPV	DATE	BY
M	REVISED PER	ECR-20-000808	22MAY2020	PC	SW		

- MATERIAL: CONNECTOR- NYLON UL94V-2 (ORANGE).  
 CONTACTS - 0.30 [.012] THK COPPER ALLOY  
 (PLATED 0.00076 [.000030] MIN GOLD OR 0.00008 [.000003] MIN GOLD FLASH OVER 0.00068 [.000027] PALLADIUM NICKEL, PER TE CONNECTIVITY'S DISCRETION, ON POST END, WITH MATTE TIN 0.00203 [.000080] MIN THK ON WIRE END)  
 OR  
 CONTACTS - 0.30 [.012] THK COPPER ALLOY  
 (PLATED 0.00076 [.000030] MIN GOLD OR 0.00008 [.000003] MIN GOLD FLASH OVER 0.00068 [.000027] PALLADIUM NICKEL, PER TE CONNECTIVITY'S DISCRETION, ON POST END, WITH MATTE TIN 0.00203 [.000080] MIN THK ON WIRE END)
- CONTACTS ACCEPT #18 AWG SOLID, FUSED STRANDED OR STRANDED (7 STRANDS) WIRE WITH 2.41 [.095] MAX INSULATION DIA.
- BOW, IN ANY DIRECTION, NOT TO EXCEED 0.15 [.006] PER IN.
- HOUSING FEATURES: CLOSED END.
- DIMENSIONS IN BRACKETS ARE IN INCHES.
- 6 OBSOLETE PARTS: OBSOLETE CIS STREAMLINING PER D.RENAUD/D.SINISI



SECTION A-A

NO. OF POSITIONS	PART NUMBER	FINISH
24	5-644807-4	TIN
15	4-644807-5	TIN
12	4-644807-2	TIN
9	3-644807-9	TIN
6	3-644807-6	TIN
4	3-644807-4	TIN
3	3-644807-3	TIN
2	3-644807-2	TIN
24	2-644807-4	TIN-LEAD
15	1-644807-5	TIN-LEAD
12	1-644807-2	TIN-LEAD
9	1-644807-9	TIN
6	1-644807-6	TIN
4	1-644807-4	TIN
3	1-644807-3	TIN
2	1-644807-2	TIN

THIS DRAWING IS A CONTROLLED DOCUMENT. DIMENSIONS: mm [INCHES]. TOLERANCES UNLESS OTHERWISE SPECIFIED: 0 PLC ± .01, 1 PLC ± .01, 2 PLC ± .013 [.005], 3 PLC ± .01, 4 PLC ± .01, ANGLES ± .5°.

DATE: 12-16-94. BY: B. LEWIS. CHK: R. SWING. APPV: R. SWING.

PRODUCT SPEC: MTA-156 POSTED CONNECTOR ASSEMBLY, 18 AWG. APPLICATION SPEC: A1. WEIGHT: -. SIZE: A1. SCALE: 5:1. SHEET: 1 OF 1. REV: M.

TE Connectivity logo and name.