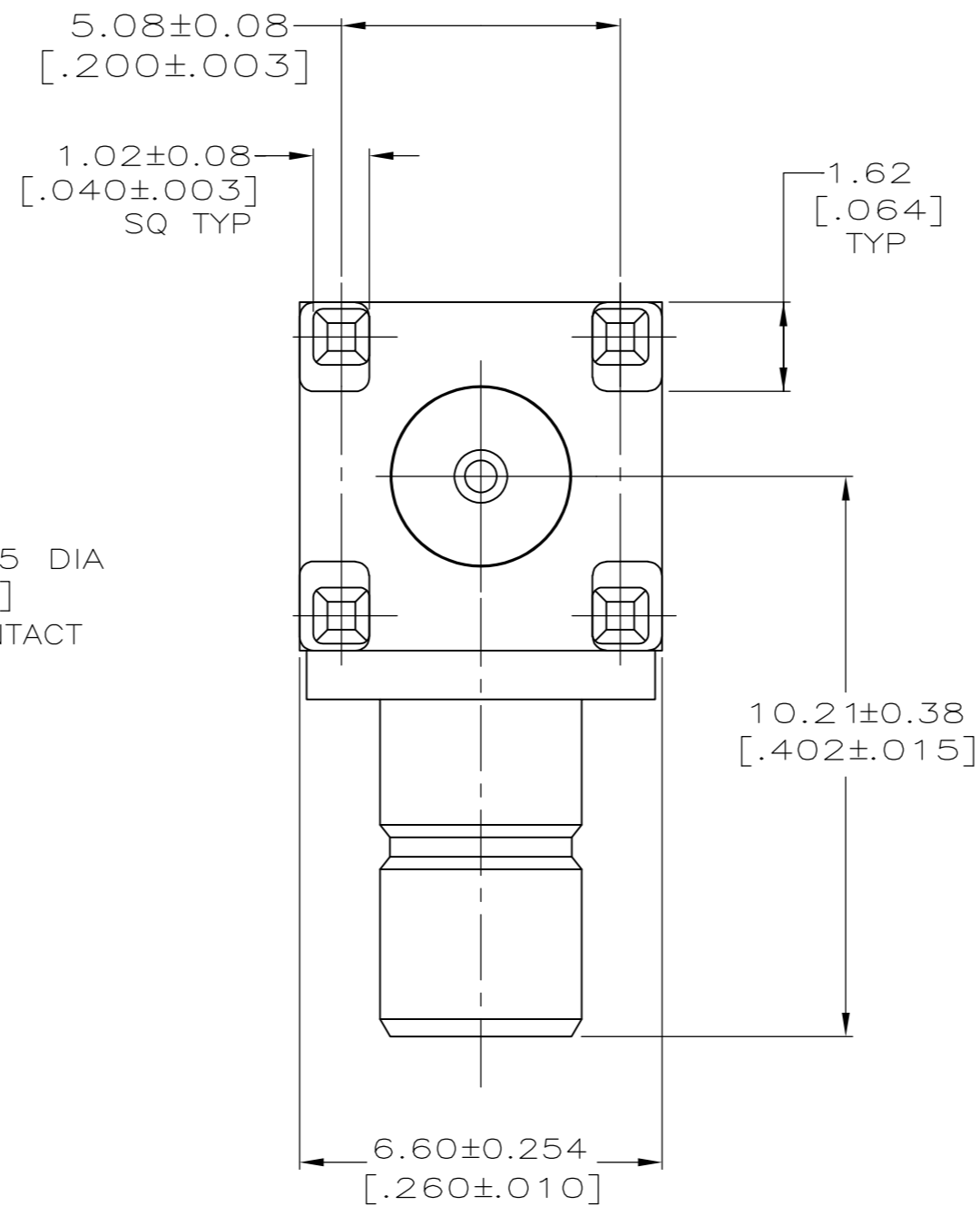
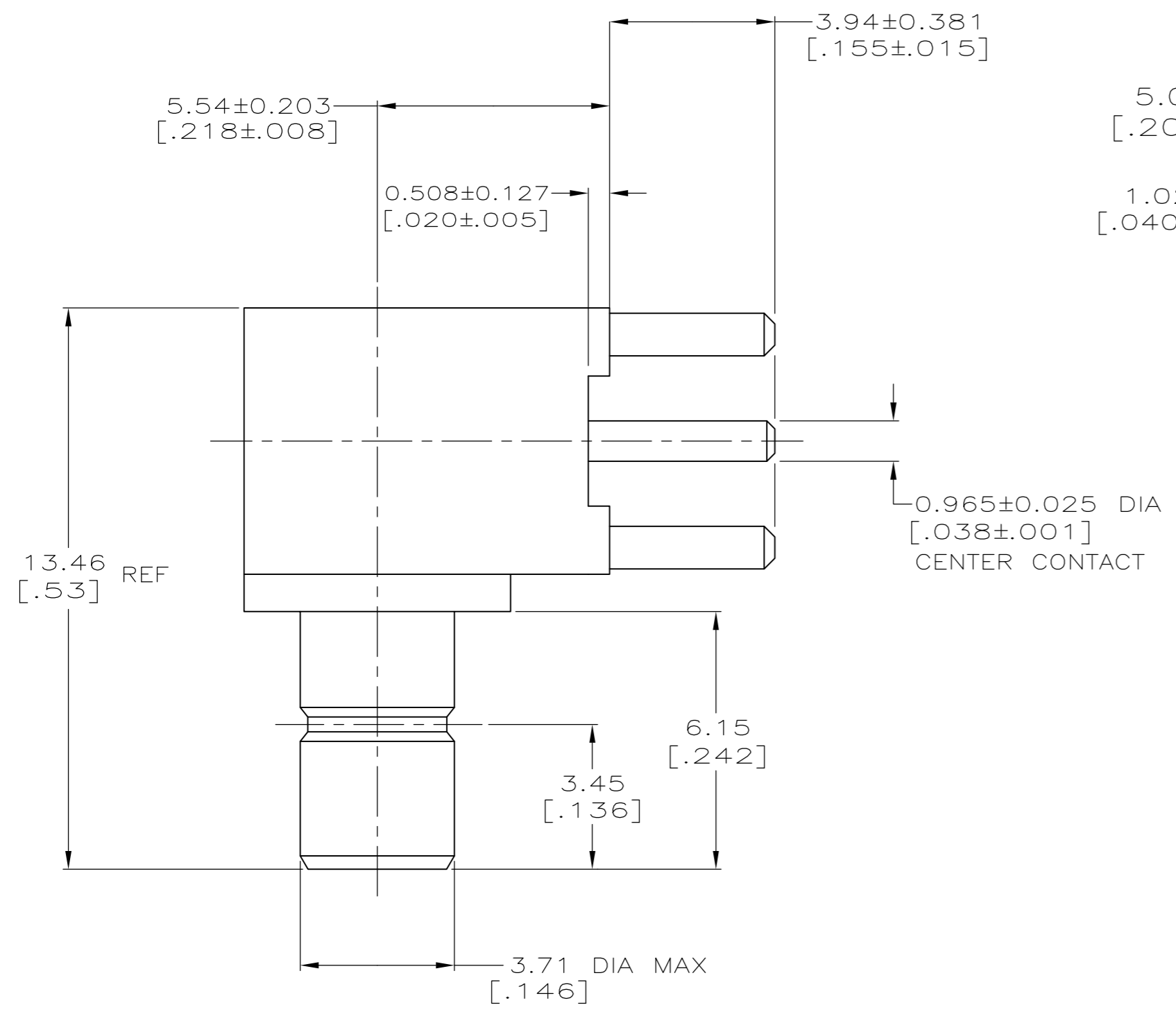
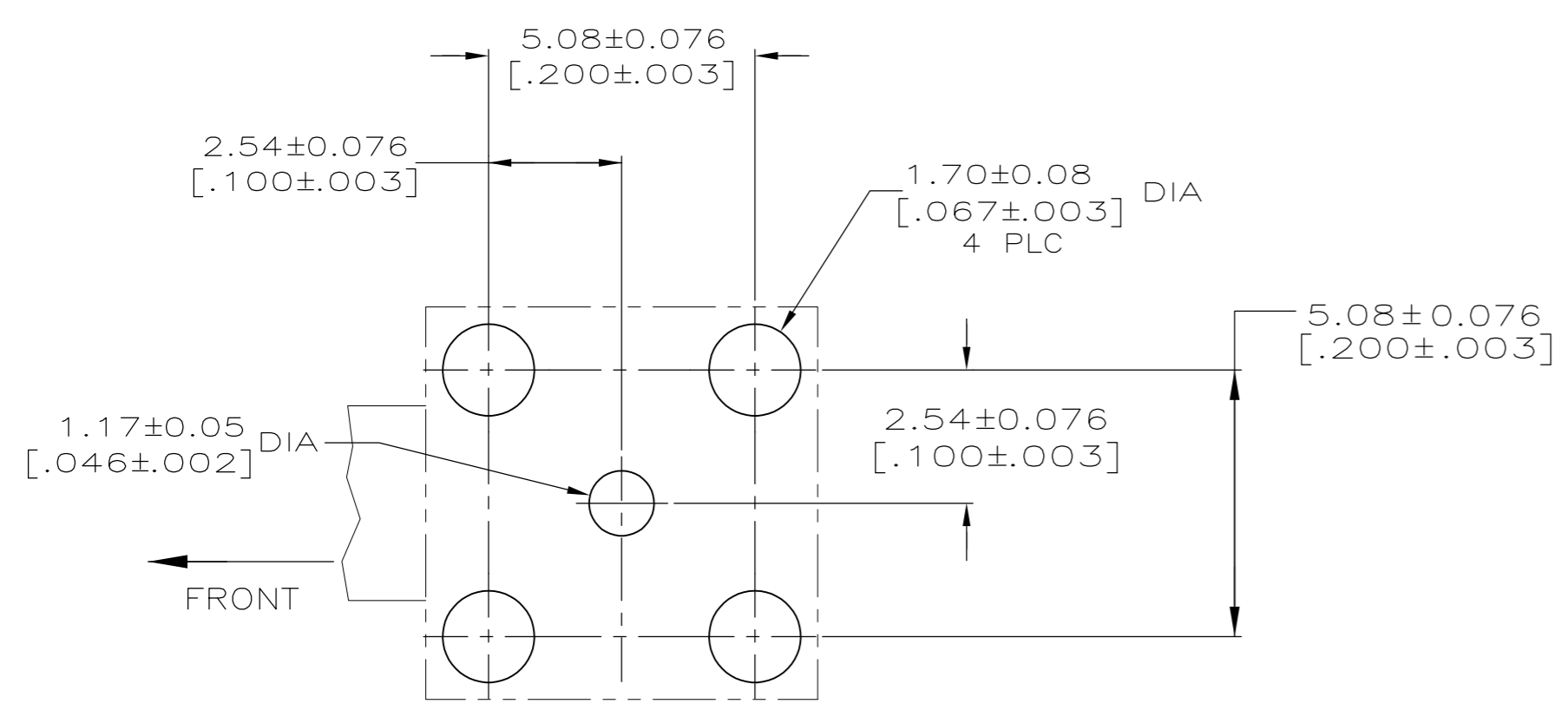


THIS DRAWING IS UNPUBLISHED. RELEASED FOR PUBLICATION
 © COPYRIGHT - By - ALL RIGHTS RESERVED.

LOC	DIST	REVISIONS					
		P	LTR	DESCRIPTION	DATE	DWN	APVD
AJ	17	A		ECR-12-005726	27MAR12	RK	MY



- 1 MATERIALS:
 BODY(LEG): ZINC ALLOY (ZAMAK 3).
 BODY(FRONT): BRASS PER QQ-B-262.
 CENTER CONTACT: BRASS PER QQ-B-626.
 INSULATORS: PTFE PER ASTM-D-1710.
 END CAP: BRASS PER QQ-B-626.
- 2 FINISH
 CENTER CONTACT: GOLD PLATE PER MIL-G-45204.
 BODY(LEG): TIN PLATE PER ASTM-B-545.
 BODY(FRONT): ELECTROLESS NICKEL PER MIL-C-26074.
 END CAP: NICKEL PLATE PER QQ-N-290.
- 3. INTERFACE PER MIL-C-39012.



RECOMMENDED PCB CONFIGURATION

5414337

5414337-1
 PART NUMBER

THIS DRAWING IS A CONTROLLED DOCUMENT.		DWN G. ATTADIA - DOCK5 01FEB2005	TE Connectivity	
DIMENSIONS: INCHES		CHK J. HAVENER 01FEB2005		
TOLERANCES UNLESS OTHERWISE SPECIFIED:		APVD J. HAVENER 01FEB2005	NAME JACK,RTANG,SMB/PCB	
0 PLC ± - 1 PLC ± - 2 PLC ± .25 [.010] 3 PLC ± .13 [.005] 4 PLC ± - ANGLES ± -		PRODUCT SPEC -	SIZE A2	CAGE CODE 00779
MATERIAL		FINISH	DRAWING NO 5414337	RESTRICTED TO -
1		2	SCALE 8:1	SHEET 1 of 1
CUSTOMER DRAWING			REV A	