


**Data sheet | Item number: 788-103**

Relay socket; 2 changeover contacts; for 25 mm basic relays; gray



[www.wago.com/788-103](http://www.wago.com/788-103)



Subject to changes. Please also observe the further product documentation!

WAGO GmbH & Co. KG  
Hansastr. 27  
32423 Minden  
Phone: +49571 887-0 | Fax: +49571 887-169  
Email: [info.de@wago.com](mailto:info.de@wago.com) | Web: [www.wago.com](http://www.wago.com)

Do you have any questions about our products?  
We are always happy to take your call at +49 (571) 887-44222.



**Data**

**Notes**

Note The specified technical data are maximum values. They may be limited by the accessories used.

---

**Technical data**

**Control Circuit**

Nominal input voltage  $U_N$  AC/DC 230 V

---

Subject to changes. Please also observe the further product documentation!

---

WAGO GmbH & Co. KG  
Hansastr. 27  
32423 Minden  
Phone: +49571 887-0 | Fax: +49571 887-169  
Email: [info.de@wago.com](mailto:info.de@wago.com) | Web: [www.wago.com](http://www.wago.com)

Do you have any questions about our products?  
We are always happy to take your call at +49 (571) 887-44222.



Input voltage range	AC/DC 0 ... 250 V
Nominal input current at $U_N$	0
Nominal frequency range	50 ... 60 Hz

### Load circuit

Number of changeover/switchover contacts	2
Limiting continuous current	8 A
Switching voltage (max.)	AC 300 V
Nominal frequency range	≤60 Hz

### Safety and protection

Rated voltage	300 V
Overvoltage category	II
Pollution degree	3
Dielectric strength (control/load circuit) (AC, 1 min)	3.6 kVrms
Dielectric strength (open contact) (AC, 1 min)	1 kVrms
Dielectric strength (channel/channel) (AC, 1 min)	(depending on relay)
Insulation type (control/load circuit)	Reinforced insulation (safe isolation)
Insulation type (load/load circuit)	Basic insulation
Insulation type (between adjacent devices of the same type)	Basic insulation
Protection type	IP20

### Connection data

Connection technology	Push-in CAGE CLAMP®
Solid conductor	0.34 ... 2.5 mm <sup>2</sup> / 22 ... 14 AWG
Fine-stranded conductor	0.34 ... 2.5 mm <sup>2</sup> / 22 ... 14 AWG
Strip length	9 ... 10 mm / 0.35 ... 0.39 inches

### Physical data

Width	15 mm / 0.591 inches
Height	86 mm / 3.386 inches
Depth from upper-edge of DIN-rail	64 mm / 2.52 inches

### Mechanical data

Mounting type	DIN-35 rail
---------------	-------------

Subject to changes. Please also observe the further product documentation!

WAGO GmbH & Co. KG  
 Hansastr. 27  
 32423 Minden  
 Phone: +49571 887-0 | Fax: +49571 887-169  
 Email: [info.de@wago.com](mailto:info.de@wago.com) | Web: [www.wago.com](http://www.wago.com)

Do you have any questions about our products?  
 We are always happy to take your call at +49 (571) 887-44222.



## Material Data

Color	gray
Fire load	0.636 MJ
Weight	31 g
Relative temperature index for plastic (RTI per UL)	105 °C

## Environmental requirements

Ambient temperature (operation at $U_N$ )	-40 ... +70 °C
Ambient temperature (storage)	-40 ... +80 °C
Processing temperature	-25 ... +50 °C
Temperature range of connection cable	$\geq (T_{\text{ambient}} + 20 \text{ K})$
Relative humidity	5 ... 95 % (no condensation permissible)
Operating altitude (max.)	2000 m

## Standards and specifications

Standards/specifications	EN 61010-2-201
--------------------------	----------------

## Commercial data

Product Group	6 (INTERFACE ELECTRONIC)
eCl@ss 10.0	27-37-16-03
eCl@ss 9.0	27-37-16-03
ETIM 8.0	EC001456
ETIM 7.0	EC001456
PU (SPU)	15 (1) pcs
Packaging type	box
Country of origin	CN
GTIN	4050821591801
Customs tariff number	85366990990

## Environmental Product Compliance

RoHS Compliance Status	Compliant, No Exemption
------------------------	-------------------------

## Approvals / Certificates

### Declarations of conformity and manufacturer's declarations

Certificate

Subject to changes. Please also observe the further product documentation!

WAGO GmbH & Co. KG  
 Hansastr. 27  
 32423 Minden  
 Phone: +49571 887-0 | Fax: +49571 887-169  
 Email: [info.de@wago.com](mailto:info.de@wago.com) | Web: [www.wago.com](http://www.wago.com)

Do you have any questions about our products?  
 We are always happy to take your call at +49 (571) 887-44222.



Logo	Approval	Additional Approval Text	name
	<b>EU-Declaration of Conformity</b> WAGO GmbH & Co. KG	-	-
	<b>UK-Declaration of Conformity</b> WAGO GmbH & Co. KG	-	-

## Optional accessories

### Marking accessories

Marking strip			
	<b>Item no.: 2009-110</b> Marking strips; for Smart Printer; on reel; not stretchable; plain; snap-on type; white		<a href="http://www.wago.com/2009-110">www.wago.com/2009-110</a>
Marking device			
	<b>Item no.: 210-110</b> Fiber-tip pen		<a href="http://www.wago.com/210-110">www.wago.com/210-110</a>
Double marker carrier			
	<b>Item no.: 209-128</b> Adaptor; gray		<a href="http://www.wago.com/209-128">www.wago.com/209-128</a>
Protective marker cover			
	<b>Item no.: 209-184</b> Protection cover; transparent		<a href="http://www.wago.com/209-184">www.wago.com/209-184</a>
Marker			
	<b>Item no.: 2009-115</b> WMB-Inline; for Smart Printer; 1500 pieces on roll; stretchable 5 - 5.2 mm; plain; snap-on type; white		<a href="http://www.wago.com/2009-115">www.wago.com/2009-115</a>
	<b>Item no.: 209-183</b> Marker; white		<a href="http://www.wago.com/209-183">www.wago.com/209-183</a>
	<b>Item no.: 793-501</b> WMB marking card; as card; not stretchable; plain; snap-on type; white		<a href="http://www.wago.com/793-501">www.wago.com/793-501</a>
	<b>Item no.: 793-502</b> WMB marking card; as card; MARKED; 1 ... 10 (10x); not stretchable; Horizontal marking; snap-on type; white		<a href="http://www.wago.com/793-502">www.wago.com/793-502</a>
	<b>Item no.: 793-503</b> WMB marking card; as card; MARKED; 11 ... 20 (10x); not stretchable; Horizontal marking; snap-on type; white		<a href="http://www.wago.com/793-503">www.wago.com/793-503</a>
	<b>Item no.: 793-504</b> WMB marking card; as card; MARKED; 21 ... 30 (10x); not stretchable; Horizontal marking; snap-on type; white		<a href="http://www.wago.com/793-504">www.wago.com/793-504</a>
	<b>Item no.: 793-505</b> WMB marking card; as card; MARKED; 31 ... 40 (10x); not stretchable; Horizontal marking; snap-on type; white		<a href="http://www.wago.com/793-505">www.wago.com/793-505</a>
Group marker carrier			

Subject to changes. Please also observe the further product documentation!

WAGO GmbH & Co. KG  
 Hansastr. 27  
 32423 Minden  
 Phone: +49571 887-0 | Fax: +49571 887-169  
 Email: [info.de@wago.com](mailto:info.de@wago.com) | Web: [www.wago.com](http://www.wago.com)

Do you have any questions about our products?  
 We are always happy to take your call at +49 (571) 887-44222.



<b>Item no.: 209-145</b> Group marker carrier; white	<a href="http://www.wago.com/209-145">www.wago.com/209-145</a>
<b>Item no.: 249-105</b> Group marker carrier; gray	<a href="http://www.wago.com/249-105">www.wago.com/249-105</a>
<b>Ferrule</b>	
Ferrule	
<b>Item no.: 216-241</b> Ferrule; Sleeve for 0.5 mm <sup>2</sup> / 20 AWG; insulated; electro-tin plated; electrolytic copper; gastight crimped; acc. to DIN 46228, Part 4/09.90; white	<a href="http://www.wago.com/216-241">www.wago.com/216-241</a>
<b>Item no.: 216-242</b> Ferrule; Sleeve for 0.75 mm <sup>2</sup> / 18 AWG; insulated; electro-tin plated; electrolytic copper; gastight crimped; acc. to DIN 46228, Part 4/09.90; gray	<a href="http://www.wago.com/216-242">www.wago.com/216-242</a>
<b>Item no.: 216-243</b> Ferrule; Sleeve for 1 mm <sup>2</sup> / AWG 18; insulated; electro-tin plated; electrolytic copper; gastight crimped; acc. to DIN 46228, Part 4/09.90; red	<a href="http://www.wago.com/216-243">www.wago.com/216-243</a>
<b>Item no.: 216-244</b> Ferrule; Sleeve for 1.5 mm <sup>2</sup> / AWG 16; insulated; electro-tin plated; electrolytic copper; gastight crimped; acc. to DIN 46228, Part 4/09.90; black	<a href="http://www.wago.com/216-244">www.wago.com/216-244</a>
<b>Item no.: 216-542</b> Twin ferrule; Sleeve for 2 x 1 mm <sup>2</sup> / AWG 2 x 18; red, insulated; 12 mm long; red	<a href="http://www.wago.com/216-542">www.wago.com/216-542</a>
<b>Jumpers</b>	
Jumper	
<b>Item no.: 788-116</b> Jumper; for jumper slot; 6-way; insulated; light gray	<a href="http://www.wago.com/788-116">www.wago.com/788-116</a>
<b>Item no.: 788-117</b> Jumper; for jumper slot; 8-way; insulated; light gray	<a href="http://www.wago.com/788-117">www.wago.com/788-117</a>
<b>Item no.: 788-114</b> Jumper; for jumper slot; 3-way; insulated; light gray	<a href="http://www.wago.com/788-114">www.wago.com/788-114</a>
<b>Item no.: 788-113</b> Jumper; for jumper slot; 2-way; insulated; light gray	<a href="http://www.wago.com/788-113">www.wago.com/788-113</a>
<b>Item no.: 788-115</b> Jumper; for jumper slot; 4-way; insulated; light gray	<a href="http://www.wago.com/788-115">www.wago.com/788-115</a>
<b>Item no.: 859-402</b> Jumper; for jumper slot; 2-way; insulated; light gray	<a href="http://www.wago.com/859-402">www.wago.com/859-402</a>
<b>Item no.: 788-118</b> Jumper; for jumper slot; 2-way; from 1 to 3; insulated; light gray	<a href="http://www.wago.com/788-118">www.wago.com/788-118</a>
<b>Indicators</b>	
Status indication	
<b>Item no.: 788-120</b> Accessories for relay modules; Operation status indicator: red; Nominal operating voltage: 24 VDC	<a href="http://www.wago.com/788-120">www.wago.com/788-120</a>

Subject to changes. Please also observe the further product documentation!



<b>Item no.: 788-122</b> Accessories for relay modules; Operation status indicator: red; Nominal operating voltage: 110 VDC	<a href="http://www.wago.com/788-122">www.wago.com/788-122</a>
<b>Item no.: 788-123</b> Accessories for relay modules; Operation status indicator: red; Nominal operating voltage: 24 VAC	<a href="http://www.wago.com/788-123">www.wago.com/788-123</a>
<b>Item no.: 788-124</b> Accessories for relay modules; Operation status indicator: red	<a href="http://www.wago.com/788-124">www.wago.com/788-124</a>
<b>Item no.: 788-121</b> Accessories for relay modules; Operation status indicator: red; Nominal operating voltage range: 48 ... 60 VDC	<a href="http://www.wago.com/788-121">www.wago.com/788-121</a>
<b>Item no.: 788-125</b> Accessories for relay modules; Operation status indicator: red	<a href="http://www.wago.com/788-125">www.wago.com/788-125</a>
<b>Tool</b>	
Operating tool	
<b>Item no.: 210-720</b> Operating tool; Blade: 3.5 x 0.5 mm; with a partially insulated shaft; multicoloured	<a href="http://www.wago.com/210-720">www.wago.com/210-720</a>
<b>Basic Relay</b>	
Basic relay	
<b>Item no.: 788-181</b> Basic relay; Nominal input voltage: 230 VAC; 2 changeover contacts; Limiting continuous current: 8 A; with gold contacts; Module width: 13 mm; Module height: 15 mm	<a href="http://www.wago.com/788-181">www.wago.com/788-181</a>
<b>Filter Module</b>	
Suppressor module	
<b>Item no.: 788-148</b> Filter module; RC filter element; Nominal voltage: 230 VAC	<a href="http://www.wago.com/788-148">www.wago.com/788-148</a>

## Downloads

### Documentation

#### Bid Text

788-103 docx - Datei	2019 年2月20 日	docx 16.4 kB	Download
788-103 X81 - Datei	2019 年2月19 日	xml 3.7 kB	Download

#### Instruction Leaflet

Sockets with Elementary Relay/ SSR	V 1.0.1 2020 年10月9 日	pdf 2.3 MB	Download
------------------------------------	-------------------------	---------------	----------

#### Additional Information

Subject to changes. Please also observe the further product documentation!

WAGO GmbH & Co. KG  
Hansastr. 27  
32423 Minden  
Phone: +49571 887-0 | Fax: +49571 887-169  
Email: [info.de@wago.com](mailto:info.de@wago.com) | Web: [www.wago.com](http://www.wago.com)

Do you have any questions about our products?  
We are always happy to take your call at +49 (571) 887-44222.



Disposal and Recycling  
Electrical and electronic equipment, Batteries, Packaging

V 1.1.0  
2022 年8月18 日

pdf  
2.2 MB

[Download](#)

## CAD/CAE-Data

### CAE data

EPLAN Data Portal 788-103	<a href="#">URL</a>	<a href="#">Download</a>
---------------------------	---------------------	--------------------------

WSCAD Universe 788-103	<a href="#">URL</a>	<a href="#">Download</a>
------------------------	---------------------	--------------------------

ZUKEN Portal 788-103	<a href="#">URL</a>	<a href="#">Download</a>
----------------------	---------------------	--------------------------

### CAD data

2D/3D Models 788-103	<a href="#">URL</a>	<a href="#">Download</a>
----------------------	---------------------	--------------------------

## Environmental Product Compliance

### Compliance Search

Environmental Product Compliance 788-103 Relay socket; 2 changeover contacts; for 25 mm basic relays; gray	<a href="#">URL</a>	<a href="#">Download</a>
---------------------------------------------------------------------------------------------------------------	---------------------	--------------------------

## Installation Notes

Subject to changes. Please also observe the further product documentation!