THIS DRAWING IS UNPUBLISHED. RELEASED FOR PUBLICATION - ,- .
© COPYRIGHT - By - ALL RIGHTS RESERVED.

PART NUMBER	REV	FIRST USED
466678-1	R	122500-1
466678-2	R	565435-5

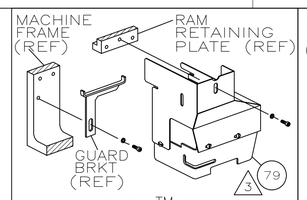

AMP-O-LECTRIC™ TERM GUARD

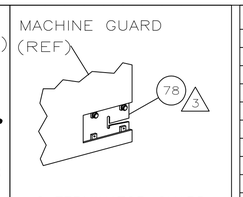

G TERMINATOR GUARD

TERMINAL NAME: .250 FLAG FASTON ™ TERMINAL

	LEFT HAND	RIGHT HAND
	5 6	5 6
	62619	62623
	62811	62812
	63538	

CRIMPING DATA

PAD LTR	CRIMP HEIGHT	WIRE SIZE
A	.077 ±.002 [1.96 ±0.05mm]	14
B	.071 ±.002 [1.8 ±0.05mm]	(2)18
C	.068 ±.002 [1.73 ±0.05mm]	16
D	.062 ±.002 [1.57 ±0.05mm]	18

CRIMP	SIZE	TYPE	RANGE
WIRE	.110 [2.79mm]	F	18-14
INSUL	.180 [4.57mm]	0	.110-.200

WIRE STRIP LENGTH	TERM APPL SPEC	FEED	APPL INSTRUCTION	SET UP GAGE	LAYOUT
.173-.203	114-2079	.740	408-8039	-	959

REVISIONS

P	LTR	DESCRIPTION	DATE	DWN	APVD
	R	ECR-17-002010	15MAR2017	RS	LZ

-1	LEADMAKER & BENCH MODEL G	MECH POST FEED	
-2	BENCH MODEL K	MECH POST FEED	

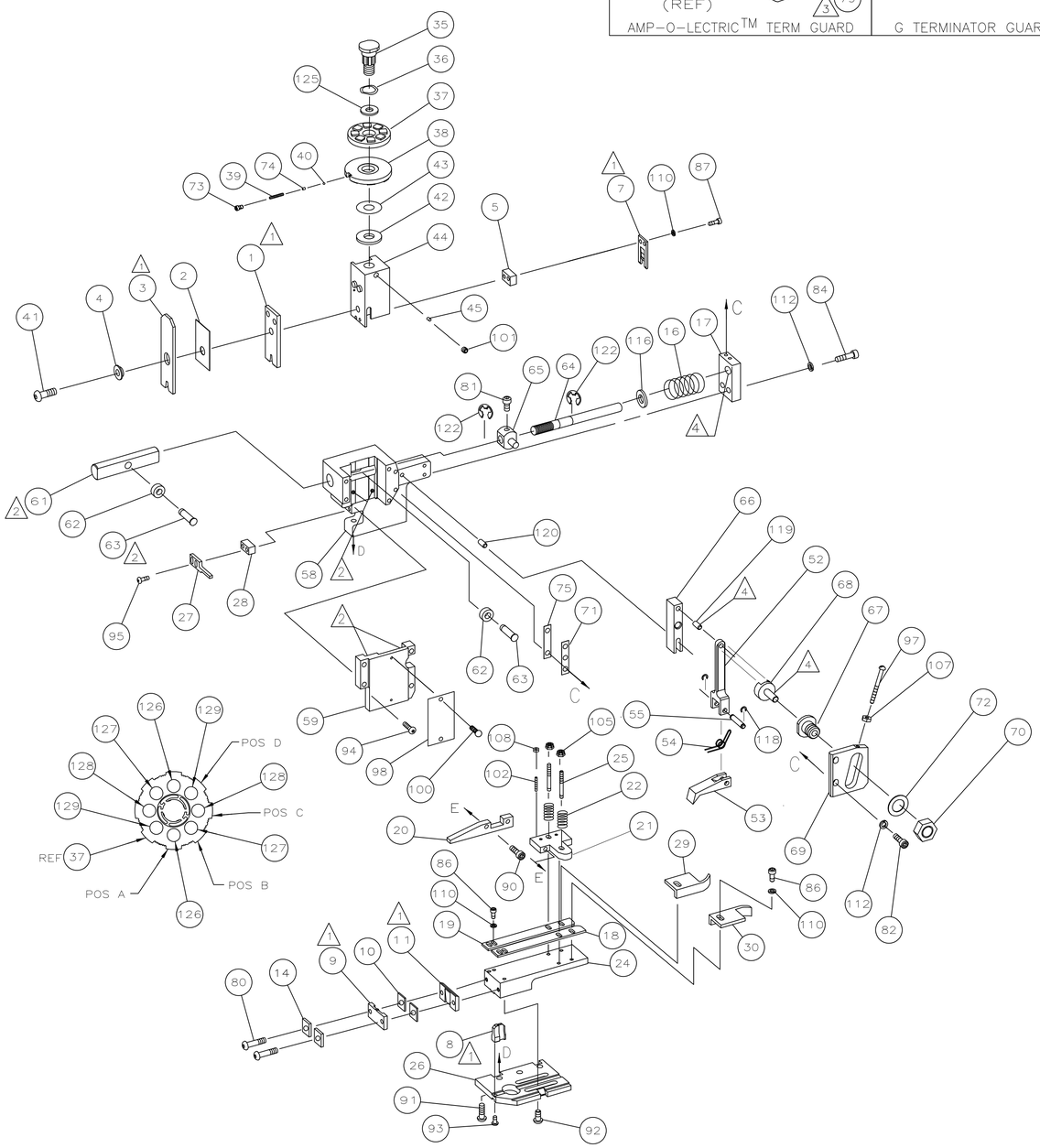

-2	-1	U/M	DWG SIZE	PART NO	DESCRIPTION	ITEM NO
2	2	-	C	9-354778-7	PIN, WIRE DISC (.2980)D	129
2	2	-	C	8-354778-5	PIN, WIRE DISC (.2920)C	128
2	2	-	C	7-354778-9	PIN, WIRE DISC (.2890)B	127
2	2	-	C	6-354778-7	PIN, WIRE DISC (.2830)A	126
1	1	-	A	986950-1	WASHER, FLAT PRECISION	125
1	1	-	A	217238-1	GENERAL INSTRUCTION PACKAGE	124
1	1	-	-	4088039	EF APPL INST 408-8039	123
2	2	-	A	1-21046-6	RING,RETAINING,EXT(5/16)FD ADJ ROD	122
						121
1	1	-	A	1-21030-7	PIN,DOWEL(Ø.187x1.50)HSG	120
1	1	-	A	1-21030-1	PIN,DOWEL(Ø.187x.50)LEVER	119
						118
2	2	-	A	5-21028-1	PIN,STD SPRING(Ø.12)FD ADJ ROD	117
1	1	-	A	21899-4	WASHER,FLAT(Ø5/16)SCR ADJ	116
						115
						114
						113
4	4	-	A	21024-5	WASHER,LOCK(NO.10)FD ROD GDE	112
						111
6	6	-	A	21024-4	WASHER,LOCK(NO.8)SHEAR BL	110
						109
2	2	-	A	21018-4	NUT,HEX(4-40)DRAG	108
1	1	-	A	21018-5	NUT,HEX(6-32)FD ADJ PL	107
						106
2	2	-	A	21022-2	NUT,HEX SL(8-32)DRAG STUD	105
						104
						103
2	2	-	A	2-21006-6	SCR,SKT SET(4-40x.62)DRAG	102
1	1	-	A	21009-2	SCR,SKT SET(1/4-20x.25)RAM	101
2	2	-	A	21017-2	SCR,DRIVE(#2x.19)ID PLATE	100
1	1	-	A	1-21002-7	SCR,BHC(6-32x.38)CAM	99
1	1	-	B	461264-1	PLATE, IDENTIFICATION	98
1	1	-	A	6-23715-5	SCR,PAN HD(6-32x1.50)FEED ADJ	97
						96
2	2	-	A	2-21002-2	SCR,BHC(8-32x.50)STRIPPER	95
4	4	-	A	3-21002-0	SCR,SHC(10-32X.88)HSG CAP	94
1	1	-	A	22733-8	SCR,BHC(8-32x.38 LW)ANVIL	93
4	4	-	A	3-21002-3	SCR,BHC(1/4-20x.50)ST GD PL	92
3	3	-	A	2-22733-8	SCR,BHC(1/4-20x.62)BASE PL	91
2	2	-	A	1-21000-3	SCR,SHC(4-40X.25)DRAG	90
						89
						88
2	2	-	A	9-21000-9	SCR,SHC(8-32x.44)SLUG BLADE	87
4	4	-	A	2-21000-8	SCR,SHC(8-32x.62)STRIP GUIDE	86
						85
2	2	-	A	3-21000-7	SCR,SHC(10-32x.75)FEED ROD GDE	84
						83
2	2	-	A	3-21000-6	SCR,SHC(10-32x.62)FEED ADJ PL	82
1	1	-	A	3-21000-4	SCR,SHC(10-32x.38)PIVOT BLOCK	81
2	2	-	A	3-21002-1	SCR,BHC(10-32x1.00)SHEAR PL	80
REF	-	-	A	455745-1	GUARD, WINDOW	79
-	REF	-	A	679532-1	INSERT, GUARD	78
						77
						76
1	1	-	A	238305-5	SPACER, ADJ PLATE	75
1	1	-	A	690603-1	SPRING, ASSIST	74
1	1	-	A	23030-1	SCR,SKT CAP(6-32x.25)CP DSC	73
1	1	-	A	458109-1	WASHER, FLAT (SPECIAL)	72
1	1	-	A	690517-1	SPACER	71

QTY REQD PER ASSY — PARTS LIST

-2	-1	U/M	DWG SIZE	PART NO	DESCRIPTION	ITEM NO
1	1	-	A	22594-8	NUT, HEX	70
1	1	-	B	240628-1	PLATE, ADJ	69
1	1	-	B	240626-1	SHAFT, PIVOT	68
1	1	-	B	240633-1	BUSHING	67
1	1	-	A	455680-2	LEVER, INTERMEDIATE	66
1	1	-	B	240629-1	BLOCK, PIVOT	65
1	1	-	A	240632-2	SCR, ADJ	64
1	1	-	B	240659-3	PIN, CAM ROLLER	63
1	1	-	B	240658-1	CAM, ROLLER	62
1	1	-	B	454398-1	ROD, FEED	61
						60
1	1	-	C	458268-1	CAP, RAM	59
1	1	-	D	458267-1	HOUSING	58
						57
						56
1	1	-	B	240624-1	PIN, FEED FINGER	55
1	1	-	B	691499-1	SPRING, FEED FINGER	54
1	1	-	B	1-694921-3	FINGER, FEED	53
1	1	-	B	240634-1	LEVER, TERMINAL	52
						51
						50
						49
1	-	-	B	690501-3	CAM, POST FEED 1 1/8 ST	48
-	1	-	B	690501-4	CAM, POST-FEED 1 5/8 ST	47
						46
1	1	-	A	690191-1	PLUG, NYLON	45
1	1	-	C	458266-2	RAM	44
1	1	-	A	690125-1	WASHER, LAMINATED	43
1	1	-	A	690124-1	WASHER, RAM	42
1	1	-	A	7-21002-9	BOLT, CRIMPER(5/16-24x1.00)	41
1	1	-	A	23241-6	BALL, STEEL	40
1	1	-	A	690170-1	SPRING, COMPRESSION	39
1	1	-	C	690142-1	DISC, INSULATION	38
1	1	-	D	354777-1	WIRE DISC, PLASTIC	37
1	1	-	A	22480-5	WASHER, SPRING	36
1	1	-	B	690212-1	POST, RAM	35
						34
						33
						32
						31
1	1	-	B	468433-1	GUIDE, REAR (L.H.)	30
1	1	-	B	468433-2	GUIDE, REAR (R.H.)	29
1	1	-	B	2-690451-4	SPACER, STRIPPER	28
1	1	-	A	468281-1	STRIPPER	27
1	1	-	C	463915-1	PLATE, BASE	26
2	2	-	A	22354-8	DRAG, STUD	25
1	1	-	B	463903-1	PLATE, STRIP GUIDE	24
						23
2	2	-	A	2-22281-3	SPRING, DRAG	22
1	1	-	A	464451-2	ARM, STOCK DRAG	21
1	1	-	A	464452-4	DRAG, STOCK	20
1	1	-	B	3-458030-2	GUIDE, STRIP (REAR)	19
1	1	-	C	3-458031-2	GUIDE, STRIP (FRONT)	18
1	1	-	A	1804305-2	GUIDE, FEED ROD	17
1	1	-	A	4-22284-9	SPRING, FEED RETURN	16
						15
2	2	-	B	469633-1	BLOCK, SUPPORT	14
						13
						12
1	1	-	B	461160-3	PLATE, REAR SHEAR	11
2	2	-	B	5-240645-2	SPACER, SHEAR PLATE	10
1	1	-	B	455961-3	PLATE, FRONT SHEAR	9
1	1	-	D	8-238005-3	ANVIL	8
1	1	-	B	469634-2	BLADE, SLUG	7
						6
1	1	-	C	1-238075-9	SPACER, SLUG BLADE	5
1	1	-	B	238009-1	SPACER, BLOCK CRIMPER	4
1	1	-	C	468282-1	CRIMPER, INSULATION	3
1	1	-	B	2-455888-1	SPACER, CRIMPER	2
1	1	-	C	464112-3	CRIMPER, WIRE	1

QTY REQD PER ASSY — PARTS LIST

POST-FEED 1 5/8 STROKE	POST-FEED 1 1/8 STROKE	POST-FEED 1 5/8 STROKE
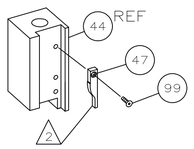	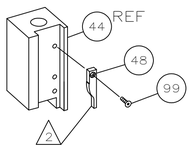	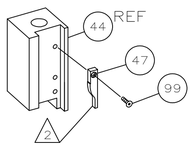
LEADMAKER	K TERMINATOR BENCH MACHINE	G TERMINATOR BENCH MACHINE

1. RECOMMENDED SPARE PARTS.
2. GREASE LIGHTLY.
3. GUARD MUST BE IN PLACE WHEN OPERATING APPLICATOR IN A BENCH MACHINE.
4. LUBRICATE DAILY USING NO. 20 MACHINE OIL.
5. STRIP GUIDE ADJ REQUIRED TO CONVERT FROM LEFT HAND TO RIGHT HAND TERMINALS OR VISE-VERSA.
6. REMOVE ITEM 30 TO APPLY RIGHT HAND TERMINALS. REMOVE ITEM 29 TO APPLY LEFT HAND TERMINALS.
7. ITEM 78 USED WITH G TERMINATOR ONLY.

THIS DRAWING IS A CONTROLLED DOCUMENT.

DIMENSIONS: INCHES

TOLERANCES UNLESS OTHERWISE SPECIFIED:
0 PLC ± -
1 PLC ± -
2 PLC ± -
3 PLC ± -
4 PLC ± -
ANGLES ± -

MATERIAL -
FINISH -

DWN D.SALTZER 5-28-96
CHK C.ERISMAN 5-30-96
APVD T.ELBIN 5-30-96
PRODUCT SPEC -
APPLICATION SPEC -
WEIGHT 0

TE Connectivity

NAME END FEED HDM APPLICATOR
-
-

SIZE	CAGE CODE	DRAWING NO	RESTRICTED TO
A1	00779	C-466678	-

CUSTOMER DRAWING — SCALE - — SHEET 1 OF 1 — REV R

4805 (1/15)

CUSTOMER AND ASSEMBLY DRAWING