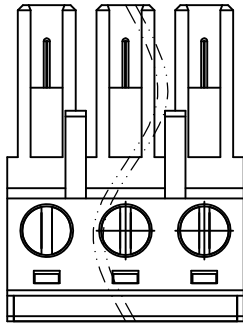
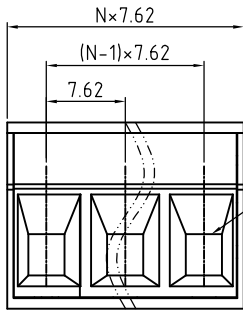


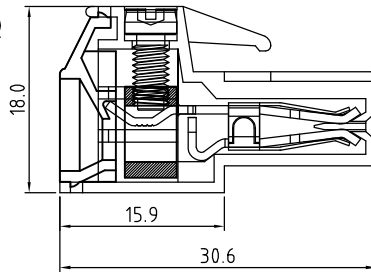
Transfer or duplication of this document as well as the utilisation or communication of its content are not permitted unless express consent is granted. Violations give rise to claims for damages. All rights reserved in case of patent, utility model or design patent registrations.



N=Number of contacts



□ 3.5X4.0



Technical Data:

Electrical

Pitch: 7.62mm

Voltage rating: 300V

Current rating: 42 Amps

Contact resistance: 20mΩ(max)

Withstanding Voltage: 2500VAC(1min) Test time=60sec/1pcs

Wire range: 8-24AWG

Wire strip length: 7-8mm

Mechanical:

Torque: 8.0kgf.cm/M3.5

Operating temperature: -40°C to +105°C

Safety approval:

RoHS Compliance

Part No.:

OSTVBXX0150

No. of Poles
02 2 Poles
03 3 Poles
... ..
24 24 Poles

COLOR
0: Black
2: Red
3: Orange
4: Yellow
5: Green (Standard)
6: Blue
8: Grey

Nonstandard colors
Mins could apply

6	Screw	Steel / M3.5	Cr3+ plated	1xN
5	Contact	Copper Alloy	Ni plated	1xN
4	Wire guard	Copper Alloy	Tin plated	1xN
3	Wire guard	Stainless steel		1xN
2	Cover	PA66 UL94V-0		1
1	Body	PA66 UL94V-0		1
ITEM	NAME OF PART	MATERIAL	NOTES	Q"TY

DWG.	DATE	UNITS:	MM	SHEET:	1 OF 1	Tolerance
CHK.	DATE	SCALE:	NONE 2:1	REV.:	A	X. ±0.50
APP.	DATE	TITLE:	OSTVB SERIES 7.62MM			X.XX ±0.30
		PART NO.	OSTVBXX0150			X* ±1°
		DWG NO.	OSTVBXX0150.DWG			



ON-SHORE TECHNOLOGY, INC.

REV	△	SIGN	DESCRIPTION	CHK.	DATE
-----	---	------	-------------	------	------