

PROPRIETARY NOTE: This drawing and all information thereon is the property of Breed Technologies, Inc. and is confidential and proprietary and must not be made public or copied unless expressly authorized in writing by Breed Technologies, Inc. and is subject to return upon demand.

Electrical

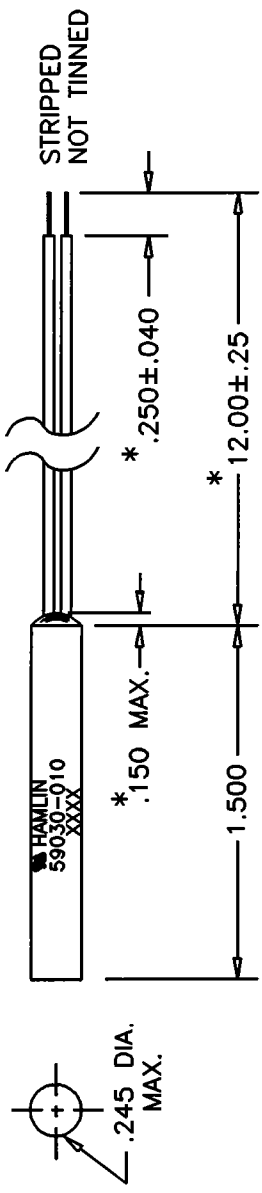
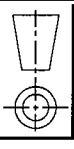
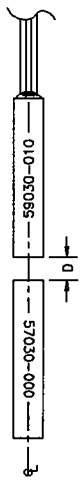
CONTACT TYPE:
 CONTACT RATING:
 SWITCHING VOLTAGE, MAX.
 SWITCHING CURRENT, MAX.
 CARRY CURRENT, MAX.
 CONTACT RESISTANCE INCLUDING LEADS, MAX.
 BREAKDOWN VOLTAGE, MIN.

FORM A
 10 WATTS
 150 VDC
 0.25 AMPS
 0.50 AMPS
 200 mΩ
 250 VDC

Physical

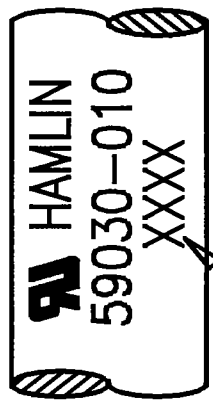
CAPSULE:
 POTTING:
 LEADS:
 ACTUATOR:
 ACTUATE DISTANCE:
 DEACTUATE DISTANCE:

BLACK UL94V-0 POLYESTER
 BLACK EPOXY
 WIRE PVC 24 AWG 7/32 UL1569 BLACK
 57030-000
 .150" MIN.
 .800" MAX.



DIMENSIONS ARE IN INCHES
 TOLERANCES: ±.010 UNLESS NOTED
 * KEY ASSEMBLY DIMENSIONS

Print Detail



4 DIGIT DATE CODE

59030-010 SENSOR

AF	UPDATE/FROMAT	A9433	BJW	2/15/02	BJW	3/13/02	Breed Electronics Limited Partnership		DCR No. 1243
REV.	DESCRIPTION OF REVISION	DCR No.	BY	DATE	APP.	DATE	Dwn.	DRR	DATE
							App'd	DRR	DATE