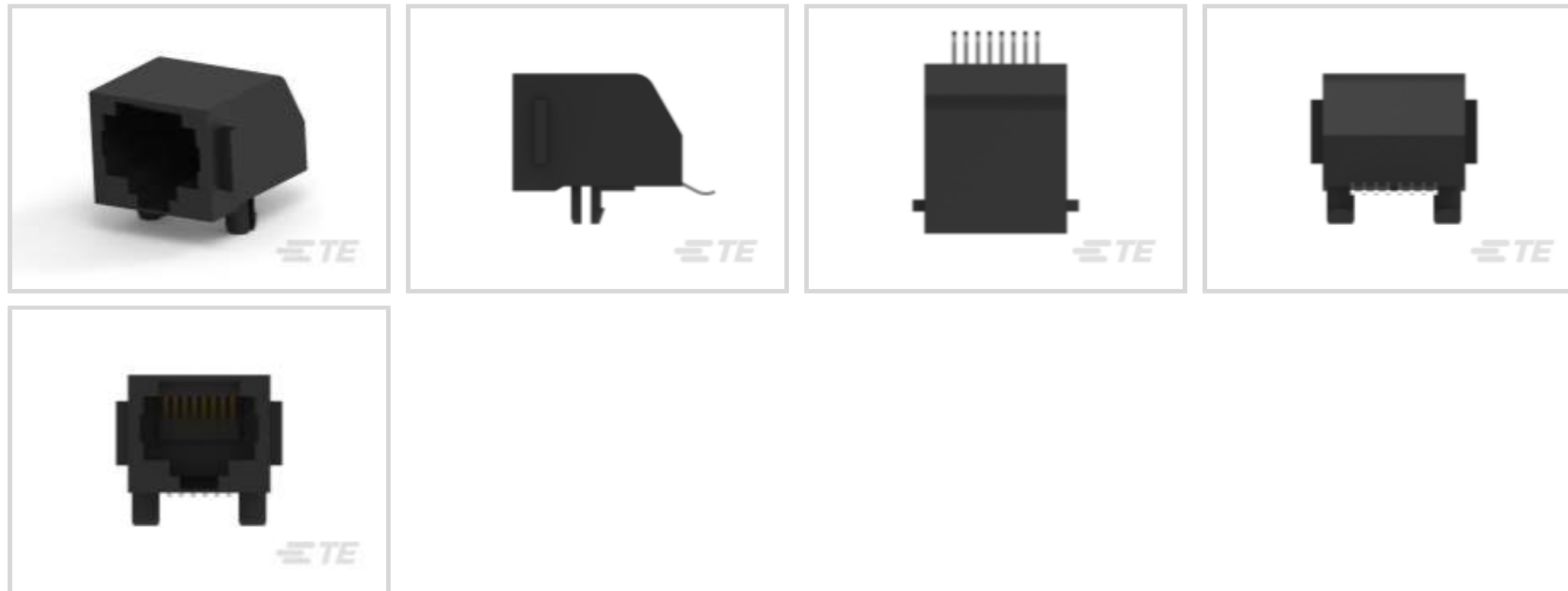




TE Internal #: 5555248-1  
 RJ45 Connectors, RJ45, Single Port, 1 x 1, RJ Type Jacks & Plugs,  
 Standard Connector Contact Density, Jack, Cat 3, Standard - Latch  
 Down, 8 Position

[View on TE.com >](#)

Connectors > Modular Jacks & Plugs > RJ45 Connectors



Modular Jack & Plug Interface Type: **RJ45**  
 Port Configuration: **Single Port**  
 Port Matrix Configuration: **1 x 1**  
 Modular Jacks & Plugs Products: **RJ Type Jacks & Plugs**  
 Connector Contact Density: **Standard**

## Features

### Product Type Features

Connector Product Type	Connector Assembly
Modular Jack & Plug Interface Type	RJ45
Modular Jacks & Plugs Products	RJ Type Jacks & Plugs
Modular Connector Style	Jack
Grounding Options	None
Connector & Contact Terminates To	Printed Circuit Board

### Configuration Features

Status Indicator Type	None
Port Configuration	Single Port
Port Matrix Configuration	1 x 1
Connector Contact Density	Standard
Number of Positions	8
Number of Loaded Positions	8
PCB Mount Orientation	Right Angle

### Body Features



Modular Jack Latch Orientation	Standard - Latch Down
--------------------------------	-----------------------

Connector Profile	Low
-------------------	-----

### Contact Features

Contact Underplating Material	Nickel
-------------------------------	--------

PCB Contact Termination Area Plating Material	Tin
-----------------------------------------------	-----

Contact Current Rating (Max)	.2 A, 1.5 A
------------------------------	-------------

Contact Mating Area Plating Material	Gold
--------------------------------------	------

Contact Base Material	Phosphor Bronze
-----------------------	-----------------

Contact Mating Area Plating Material Thickness	1.27 µm[50 µin]
------------------------------------------------	-----------------

### Termination Features

Termination Method to Printed Circuit Board	Surface Mount
---------------------------------------------	---------------

Termination Post & Tail Length	3.56 mm[.14 in]
--------------------------------	-----------------

### Mechanical Attachment

Panel Mount Feature	With
---------------------	------

Panel Mount Feature Type	Panel Stops
--------------------------	-------------

Connector Mounting Type	Panel Mount
-------------------------	-------------

### Housing Features

Mating Entry Location	Side
-----------------------	------

Centerline (Pitch)	1.02 mm[.04 in]
--------------------	-----------------

Housing Color	Black
---------------	-------

Housing Material	High Temperature Nylon
------------------	------------------------

### Dimensions

PCB Thickness (Recommended)	1.57 mm[.062 in]
-----------------------------	------------------

Connector Height	12.7 mm[.5 in]
------------------	----------------

### Usage Conditions

Operating Temperature Range	-40 – 85 °C[-40 – 185 °F]
-----------------------------	---------------------------

### Operation/Application

Shielded	No
----------	----

Circuit Application	Signal
---------------------	--------

### Industry Standards

UL Flammability Rating	UL 94V-0
------------------------	----------



Performance Category

Cat 3

**Packaging Features**

Packaging Method

Box & Tray, Package

**Product Compliance**

[For compliance documentation, visit the product page on TE.com>](#)

EU RoHS Directive 2011/65/EU

Compliant

EU ELV Directive 2000/53/EC

Compliant

China RoHS 2 Directive MIIT Order No 32, 2016

No Restricted Materials Above Threshold

EU REACH Regulation (EC) No. 1907/2006

Current ECHA Candidate List: JUNE 2023 (235)  
Candidate List Declared Against: JUNE 2023 (235)  
Does not contain REACH SVHC

Halogen Content

Not Low Halogen - contains Br or Cl > 900 ppm.

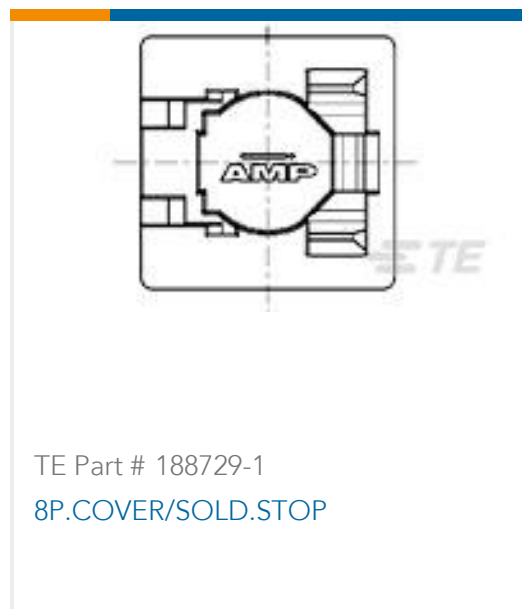
Solder Process Capability

Reflow solder capable to 260°C

Product Compliance Disclaimer

This information is provided based on reasonable inquiry of our suppliers and represents our current actual knowledge based on the information they provided. This information is subject to change. The part numbers that TE has identified as EU RoHS compliant have a maximum concentration of 0.1% by weight in homogenous materials for lead, hexavalent chromium, mercury, PBB, PBDE, DBP, BBP, DEHP, DIBP, and 0.01% for cadmium, or qualify for an exemption to these limits as defined in the Annexes of Directive 2011/65/EU (RoHS2). Finished electrical and electronic equipment products will be CE marked as required by Directive 2011/65/EU. Components may not be CE marked. Additionally, the part numbers that TE has identified as EU ELV compliant have a maximum concentration of 0.1% by weight in homogenous materials for lead, hexavalent chromium, and mercury, and 0.01% for cadmium, or qualify for an exemption to these limits as defined in the Annexes of Directive 2000/53/EC (ELV). Regarding the REACH Regulation, the information TE provides on SVHC in articles for this part number is based on the latest European Chemicals Agency (ECHA) 'Guidance on requirements for substances in articles' posted at this URL: <https://echa.europa.eu/guidance-documents/guidance-on-reach>

**Compatible Parts**



**Customers Also Bought**



TE Part #3-641238-5  
05P MTA100 CONN ASSY NATL 30AU



TE Part #6116518-1  
MJ ASSY,S/P,8POS,UNSHLD CAT 5e



TE Part #5555162-1  
MJ,LPF,R/A,8P,PNL STOPS



TE Part #5520243-4  
MJ,R/A,FLANGE,8P/8C,BULK PAC



TE Part #5555166-1  
MJ,LPF,R/A,8P/8C,PNL STOPS,KE



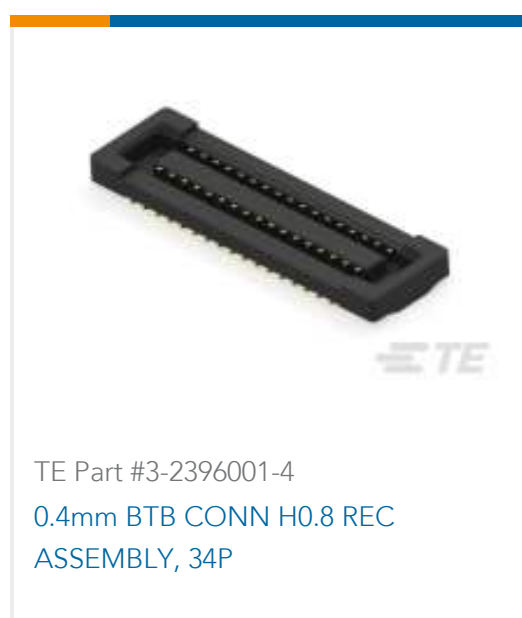
TE Part #2355182-3  
3P,2MM,BRK HDR,SRVT,2.8,0.76AU,TB



TE Part #2307815-6  
6P,2MM,BB,REC,SRVT,SMD,AU.76,TR,W/CP



TE Part #5554517-1  
MJ,R/A,8P/8C,KEYED,TRAY PACK W/CP



TE Part #3-2396001-4  
0.4mm BTB CONN H0.8 REC ASSEMBLY, 34P

## Documents

### Product Drawings

[MJ,LPF,R/A,8P/8C,SMT,PNL STOP](#)

English

### CAD Files

[3D PDF](#)

English

**Customer View Model**

[ENG\\_CVM\\_5555248-1\\_A.2d\\_dxf.zip](#)

English

**Customer View Model**

[ENG\\_CVM\\_5555248-1\\_A.3d\\_igs.zip](#)

English

**Customer View Model**

[ENG\\_CVM\\_5555248-1\\_A.3d\\_stp.zip](#)

English

By downloading the CAD file I accept and agree to the [Terms and Conditions](#) of use.

## Product Specifications



[Application Specification](#)

English

[Application Specification](#)

English