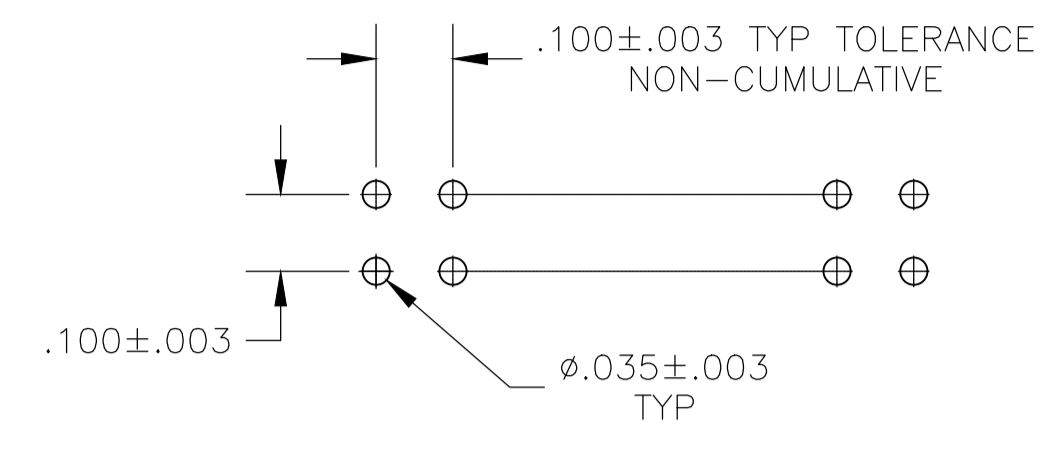
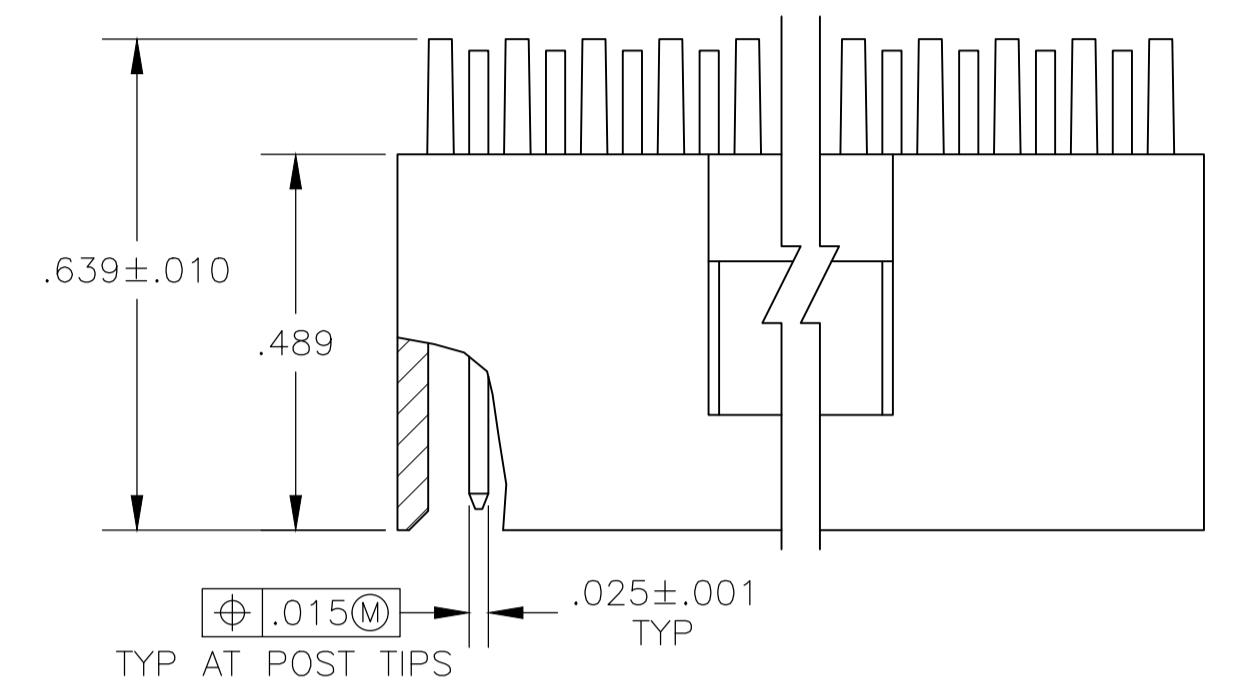


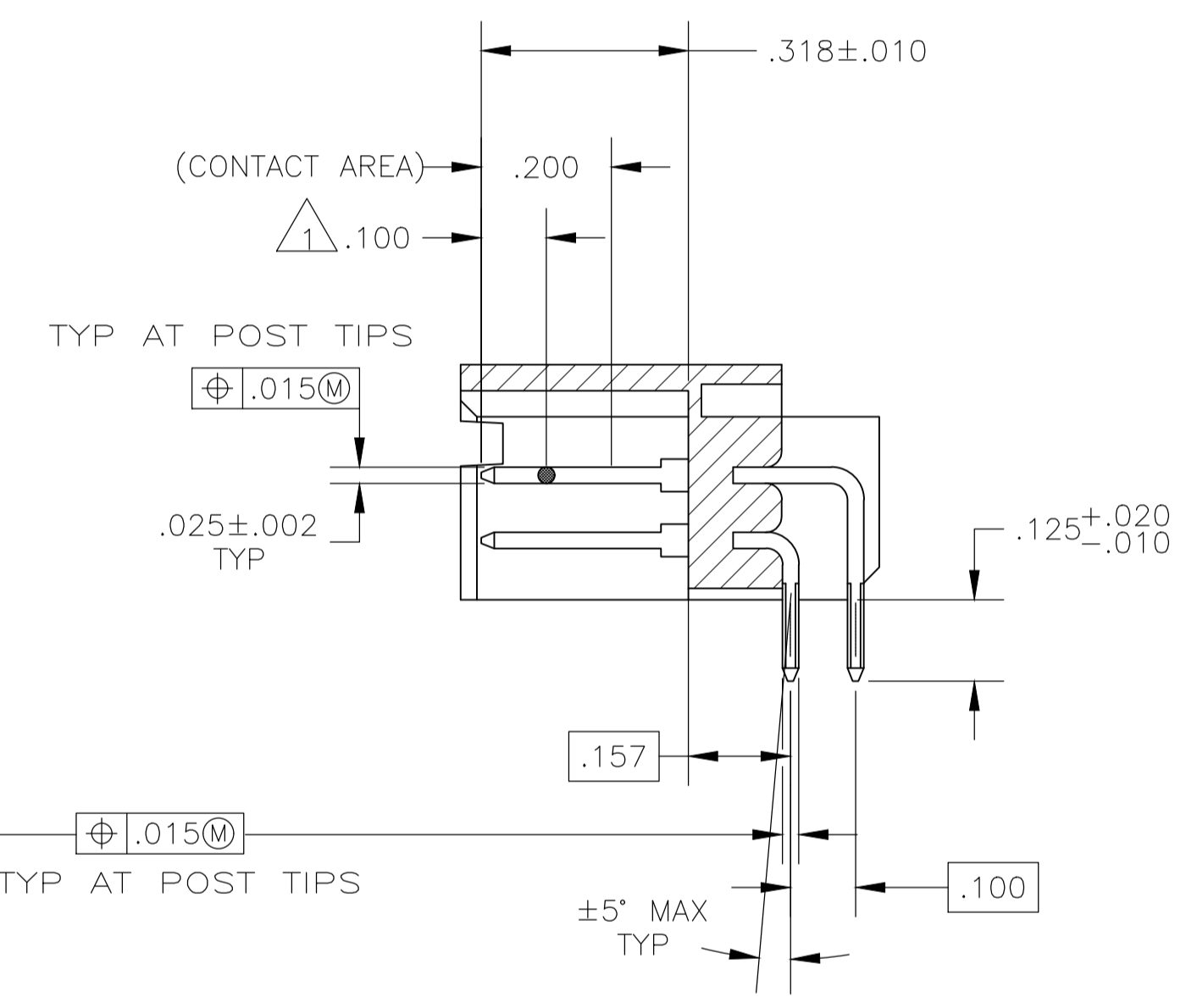
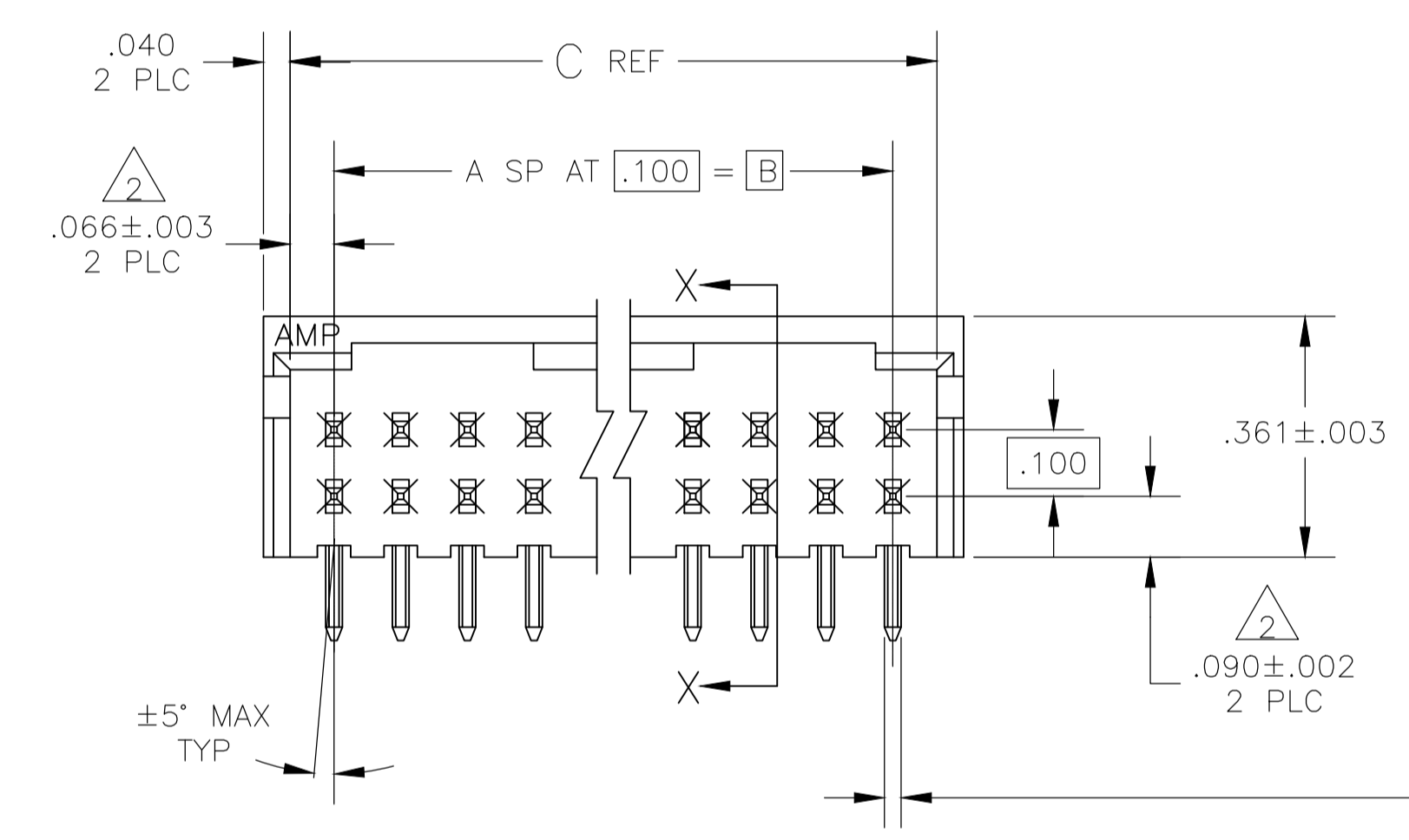
REVISIONS					
P	LTR	DESCRIPTION	DATE	DN	APVD
H4		PART STATUS UPDATED IN PART LIST TABLE	16APR2018	SD	PS



RECOMMENDED HOLE LAYOUT



⊕ .015±.001
TYP AT POST TIPS



SECTION X-X

- 1 POINT OF MEASUREMENT FOR PLATING THICKNESS.
- 2 THE NOTED DIMENSION APPLIES AT THE INTERSECTION OF THE POST AND HOUSING
- 3 .000030 GOLD IN CONTACT AREA, .000100-.000200 MATTE TIN-LEAD ON SOLDER TAIL, ALL OVER .000050 NICKEL
- 4 .000030 GOLD IN CONTACT AREA, .000100-.000200 MATTE TIN ON SOLDER TAIL, ALL OVER .000050 NICKEL
- 5 OBSOLETE PARTS: OBSOLETE CIS STREAMLINING PER D.RENAUD/D.SINISI

OBSOLETE	4	3.032	2.900	29	60	7-103164-8
5	4	2.632	2.500	25	52	7-103164-4
4	4	2.532	2.400	24	50	7-103164-3
4	4	2.032	1.900	19	40	6-103164-8
4	4	1.732	1.600	16	34	6-103164-5
5	4	1.532	1.400	14	30	6-103164-3
4	4	1.332	1.200	12	26	6-103164-1
OBSOLETE	4	1.232	1.100	11	24	6-103164-0
5	4	1.032	.900	9	20	5-103164-8
4	4	.932	.800	8	18	5-103164-7
4	4	.832	.700	7	16	5-103164-6
4	4	.732	.600	6	14	5-103164-5
4	4	.632	.500	5	12	5-103164-4
4	4	.532	.400	4	10	5-103164-3
4	4	.432	.300	3	8	5-103164-2
4	4	.332	.200	2	6	5-103164-1
3	3	3.732	3.600	36	74	3-103164-5
3	3	3.632	3.500	35	72	3-103164-4
3	3	3.532	3.400	34	70	3-103164-3
3	3	3.432	3.300	33	68	3-103164-2
3	3	3.332	3.200	32	66	3-103164-1
OBSOLETE	3	3.232	3.100	31	64	3-103164-0
5	3	3.132	3.000	30	62	2-103164-9
3	3	3.032	2.900	29	60	2-103164-8
3	3	2.932	2.800	28	58	2-103164-7
3	3	2.832	2.700	27	56	2-103164-6
3	3	2.732	2.600	26	54	2-103164-5
3	3	2.632	2.500	25	52	2-103164-4
3	3	2.532	2.400	24	50	2-103164-3
3	3	2.432	2.300	23	48	2-103164-2
3	3	2.332	2.200	22	46	2-103164-1
3	3	2.232	2.100	21	44	2-103164-0
3	3	2.132	2.000	20	42	1-103164-9
3	3	2.032	1.900	19	40	1-103164-8
3	3	1.932	1.800	18	38	1-103164-7
3	3	1.832	1.700	17	36	1-103164-6
3	3	1.732	1.600	16	34	1-103164-5
3	3	1.632	1.500	15	32	1-103164-4
OBSOLETE	3	1.532	1.400	14	30	1-103164-3
3	3	1.432	1.300	13	28	1-103164-2
3	3	1.332	1.200	12	26	1-103164-1
3	3	1.232	1.100	11	24	1-103164-0
3	3	1.132	1.000	10	22	103164-9
3	3	1.032	.900	9	20	103164-8
SUPERSEDED BY 5-103164-7	3	.932	.800	8	18	103164-7
3	3	.832	.700	7	16	103164-6
3	3	.732	.600	6	14	103164-5
3	3	.632	.500	5	12	103164-4
OBSOLETE	3	.532	.400	4	10	103164-3
3	3	.432	.300	3	8	103164-2
3	3	.332	.200	2	6	103164-1

PLATING	C	B	A	NO OF POSN	PART NUMBER
---------	---	---	---	------------	-------------

THIS DRAWING IS A CONTROLLED DOCUMENT.

DIN H MOLL
CHK J. KNITTLE
APVD J. KNITTLE

TE Connectivity

NAME: HEADER ASSY, MOD II, DBL ROW, .100X.100 C/L, RIGHT ANGLE, (3) SIDED SHROUD

PRODUCT SPEC

APPLICATION SPEC

SIZE: A1
CAGE CODE: 00779
DRAWING NO: 103164

RESTRICTED TO: CUSTOMER DRAWING

SCALE: 4:1 SHEET 1 OF 1 REV H4