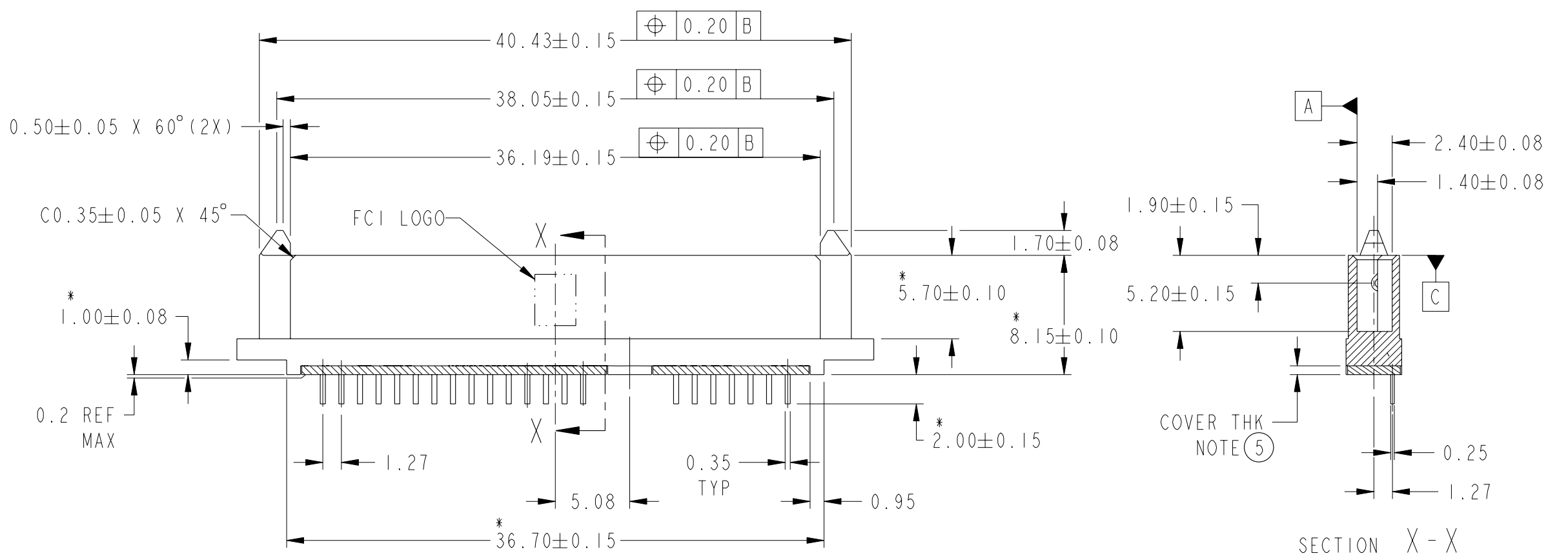
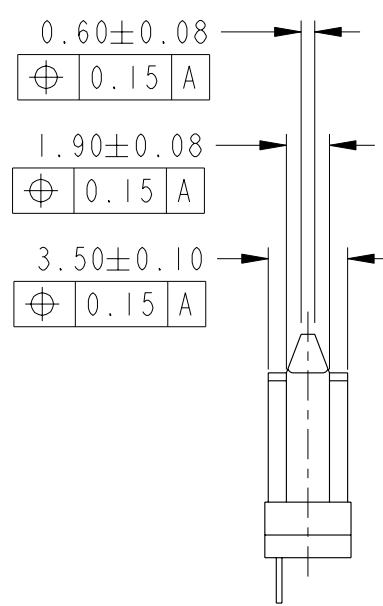
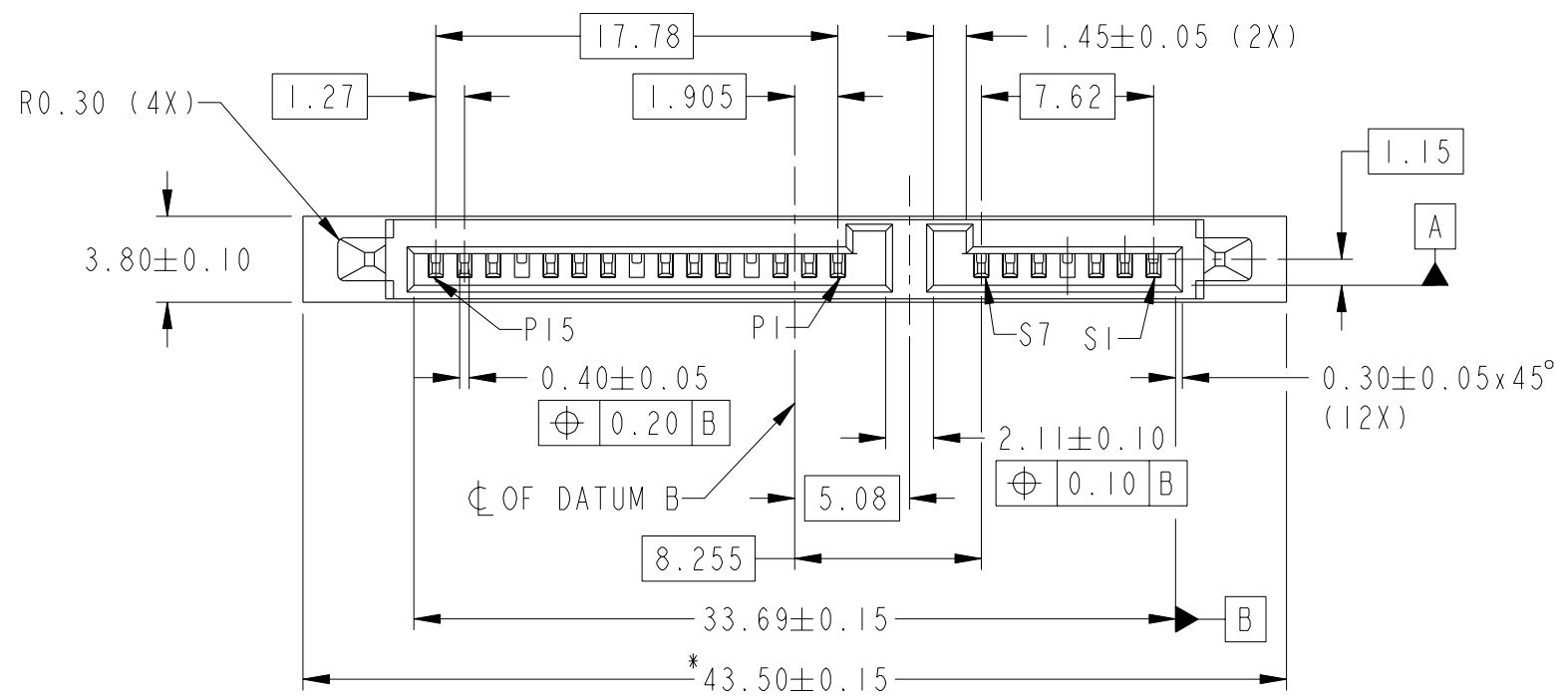





PRODUCT NO	REMARKS
10043820-001LF	NOTE ⑧ & ⑨



spec ref	-	dr	GL LOO	2004-12-01	projection	MM	size	A3	scale	3:1
tolerance std	ISO 406 ISO 1101	eng	GL LOO	2004-12-01			ecn no	S10-0228	rel level	-
TOLERANCES UNLESS OTHERWISE SPECIFIED		chr	GL LOO	2010-10-28						
surface	ISO 1302	appr	JOEY NG	2010-10-28	S-ATA COMB CABLE RECE. CONNECTOR		dwg no	10043820	rev	D
					cat. no.	-	Product - Customer Drw	sheet 1 of 2		

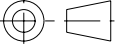



Copyright FCI.

NOTES:

- 1 THIS PRODUCT MEETS THE SATA SPEC REV 1.0a
- 2 MATERIAL :
 1) HOUSING : HIGH TEMP. THERMOPLASTIC, UL 94V-0
 COLOR : BLACK
 2) TERMINAL: COPPER ALLOY
- 3. FINISH :
 1) TERMINAL : 3μ" Au PLATING (CONTACT POINT) OVER
 50u" MIN NICKEL
 2) SOLDER TAIL : 50u" MIN TIN OVER 50u" MIN NICKEL
- 4. TRUE POSITION NOTES APPLY AT TERMINAL TIP
- ⑤ COVER :
 MATL : THERMOPLASTIC, THK = 0.8mm REF.
- 6. THE STD PACKAGING IS IN TRAY.
- 7. THE HOUSING WILL WITHSTAND THE EXPOSURE TO 260°C PEAK TEMPERATURE FOR 10 SECONDS IN A WAVE SOLDER APPLICATION WITH 1.57MM THICK CIRCUIT BOARD.
- ⑧ THIS PRODUCT MEETS EUROPEAN UNION DIRECTIVES AND OTHER COUNTRY REGULATIONS AS DESCRIBED IN GS-22-008.
- ⑨ PART NUMBER ENDING IN "LF" MEANS FOR NOTE 8 LEAD FREE IDENTIFICATION.
~~P/N XXXXXXXX XXXLF IS EQUIVALENT TO PREVIOUS~~ 
~~P/N XXXXXXXX XXX.~~
-  10. A  SYMBOL WILL BE NEXT TO ANY DIMENSION, VIEW, OR NOTE WHICH HAS BEEN MODIFIED WITH THE CURRENT DRAWING REVISION.



Copyright FCI.

spec ref -		dr	GL LOO	2004-12-01	projection	MM	size	A3	scale	3:1	
tolerance std ISO 406 ISO 1101		TOLERANCES UNLESS OTHERWISE SPECIFIED							ecn no		S10-0228
surface 		linear	0.X	± -	product family				S-ATA		rel level -
ISO 1302		angular	0°	±2°			title S-ATA COMB CABLE RECE. CONNECTOR		dwg no 10043820		rev D
		www.fci.com		cat. no.	-		Product - Customer Drw		sheet 2 of 2		