



Main

| | |
|-------------------------------|--|
| Range of Product | Telemecanique Photoelectric sensors XU |
| Series name | General purpose single mode |
| Electronic sensor type | Photo-electric sensor |
| Sensor name | XU2 |
| Sensor design | Cylindrical M18 |
| Detection system | Thru beam |
| Material | Metal |
| Line of sight type | Axial |
| Type of output signal | Discrete |
| Supply circuit type | AC/DC |
| Wiring Technique | 2-wire |
| Discrete output function | 1 NO |
| Electrical connection | 1 male connector 1/2"20 UNF, 3 pins |
| Product Specific Application | - |
| Emission | Infrared thru beam |
| [Sn] nominal sensing distance | 49.21 ft (15 m) thru beam |

Complementary

| | |
|---------------------------|--|
| Enclosure Material | Nickel Plated Brass |
| Lens material | PMMA |
| Maximum sensing distance | 65.62 ft (20 m) |
| Output Type | Solid state |
| Add on output | Without |
| Status LED | 1 LED yellow)output state 1 LED red)instability |
| [Us] rated supply voltage | 24...240 V AC/DC |
| Supply voltage limits | 20...264 V AC/DC |
| Maximum residual current | 1.5 mA open state |
| Switching capacity in mA | 10...200 mA to be used with 0.4 A quick-blow fuse in series with the load) |
| Switching frequency | <= 25 Hz |
| Maximum voltage drop | <6 V closed state) |
| Maximum delay first up | 300 ms |
| Maximum delay response | 20 ms |
| Maximum delay recovery | 20 ms |
| Setting-up | Sensitivity adjustment |
| Diameter | 0.71 in (18 mm) |
| Length | 3.74 in (95 mm) |
| Net Weight | 0.34 lb(US) (0.155 kg) |
| Kit composition | Transmitter + receiver XU2M18MC230KT + XU2M18MA230KR |

The information provided in this documentation contains general descriptions and/or technical characteristics of the performance of the products contained herein. This documentation is not intended as a substitute for and is not to be used for determining suitability or reliability of these products for specific user applications. It is the duty of any such user or integrator to perform the appropriate and complete risk analysis, evaluation and testing of the products with respect to the relevant specific application or use thereof. Neither Schneider Electric Industries SAS nor any of its affiliates or subsidiaries shall be responsible or liable for misuse of the information contained herein.

Environment

| | |
|---------------------------------------|--|
| Product Certifications | UL CE CSA |
| Ambient air temperature for operation | -13...131 °F (-25...55 °C) |
| Ambient Air Temperature for Storage | -40...158 °F (-40...70 °C) |
| Vibration resistance | 7 gn +/- 1.5 mm 10...55 Hz IEC 60068-2-6 |
| Shock resistance | 30 gn 11 ms) IEC 60068-2-27 |
| IP degree of protection | IP67 IEC 60529 |

Ordering and shipping details

| | |
|-----------------------|--------------------------------|
| Category | 22481 - SENSORS, PHOTOELECTRIC |
| Discount Schedule | DS2 |
| GTIN | 3389110736489 |
| Nbr. of units in pkg. | 1 |
| Package weight(Lbs) | 5.71 oz (162 g) |
| Returnability | No |
| Country of origin | FR |

Packing Units

| | |
|------------------------------|------------------------|
| Unit Type of Package 1 | PCE |
| Package 1 Height | 5.12 in (13 cm) |
| Package 1 width | 3.54 in (9 cm) |
| Package 1 Length | 1.65 in (4.2 cm) |
| Unit Type of Package 2 | S01 |
| Number of Units in Package 2 | 11 |
| Package 2 Weight | 4.40 lb(US) (1.998 kg) |
| Package 2 Height | 5.91 in (15 cm) |
| Package 2 width | 5.91 in (15 cm) |
| Package 2 Length | 15.75 in (40 cm) |

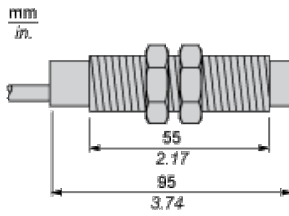
Offer Sustainability

| | |
|----------------------------|---|
| Sustainable offer status | Green Premium product |
| California proposition 65 | WARNING: This product can expose you to chemicals including: Diisononyl phthalate (DINP), which is known to the State of California to cause cancer, and Di-isodecyl phthalate (DIDP), which is known to the State of California to cause birth defects or other reproductive harm. For more information go to www.P65Warnings.ca.gov |
| REACH Regulation | REACH Declaration |
| EU RoHS Directive | Pro-active compliance (Product out of EU RoHS legal scope) EU RoHS Declaration |
| Mercury free | Yes |
| RoHS exemption information | Yes |
| Environmental Disclosure | Product Environmental Profile |
| Circularity Profile | End Of Life Information |

Contractual warranty

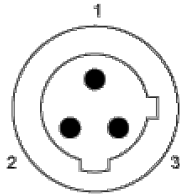
| | |
|----------|-----------|
| Warranty | 18 months |
|----------|-----------|

Dimensions



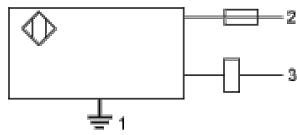
Wiring Schemes

Connector

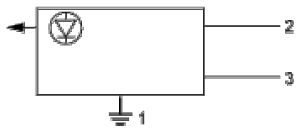


- 1 : Grounding
- 2 : AC/DC
- 3 : AC/DC

2-wire AC or DC



Transmitter



Detection Curves

Thru-beam System

