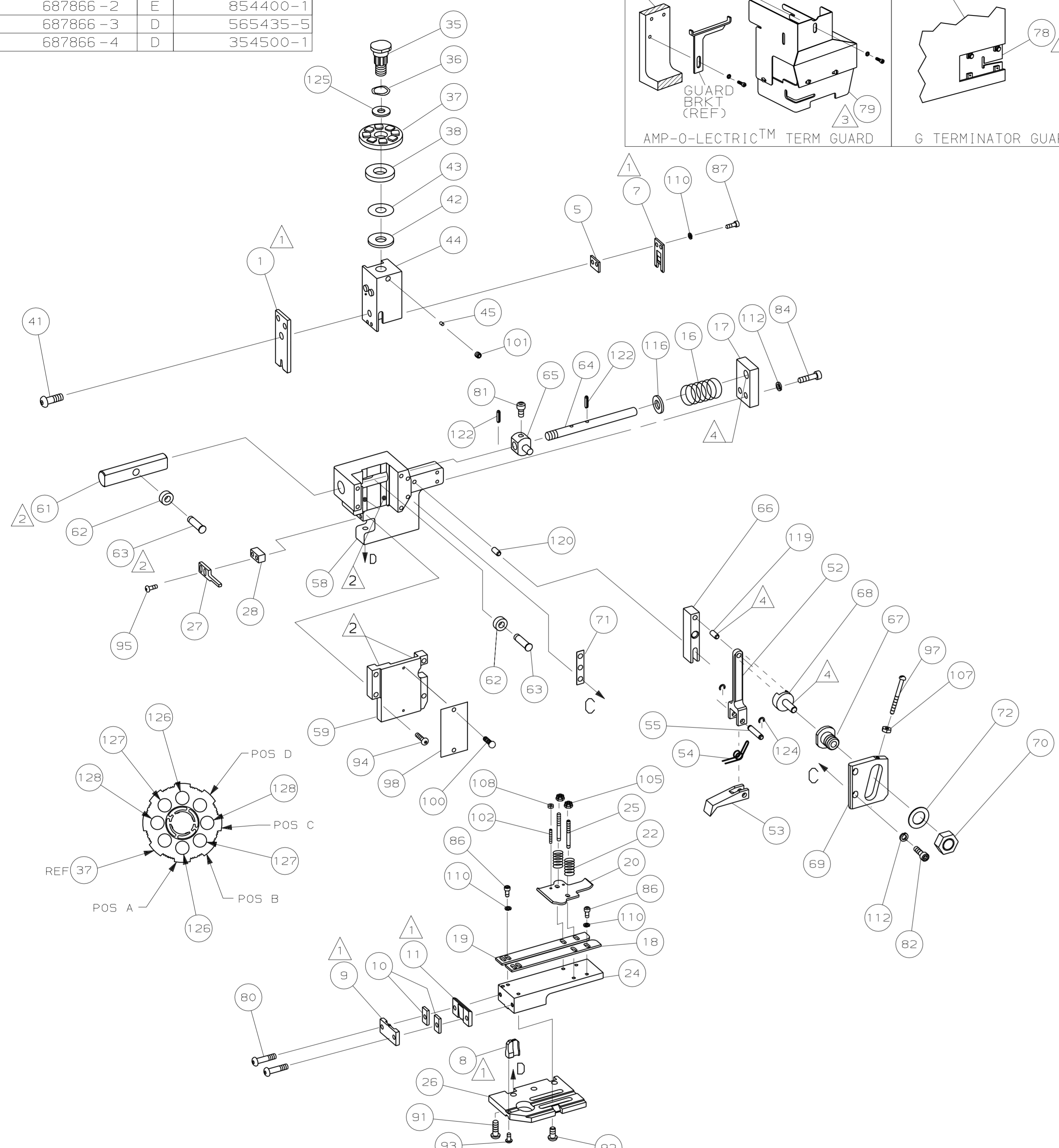
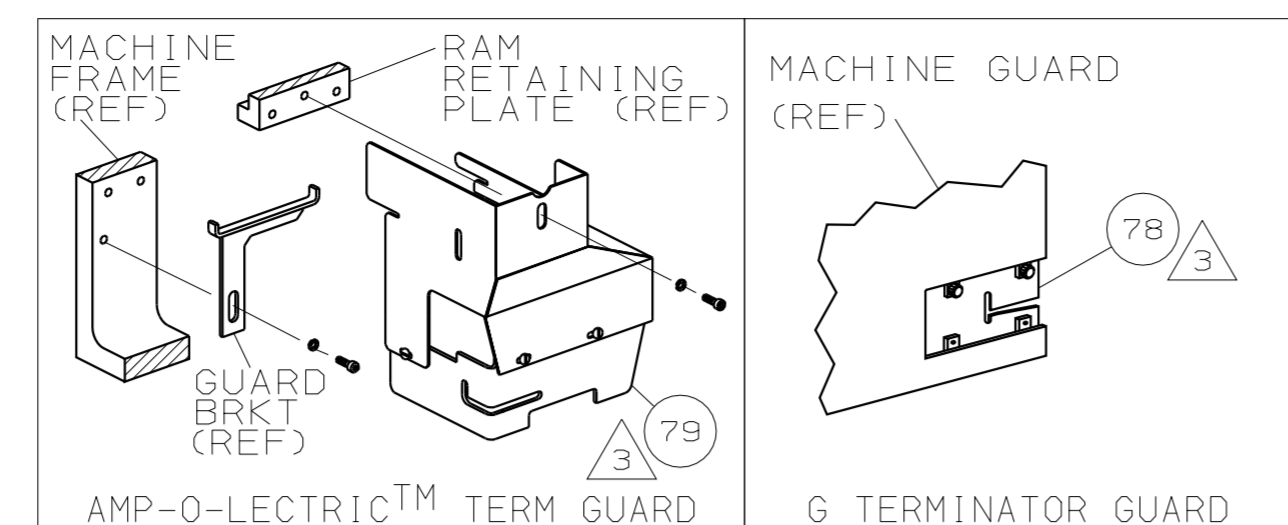


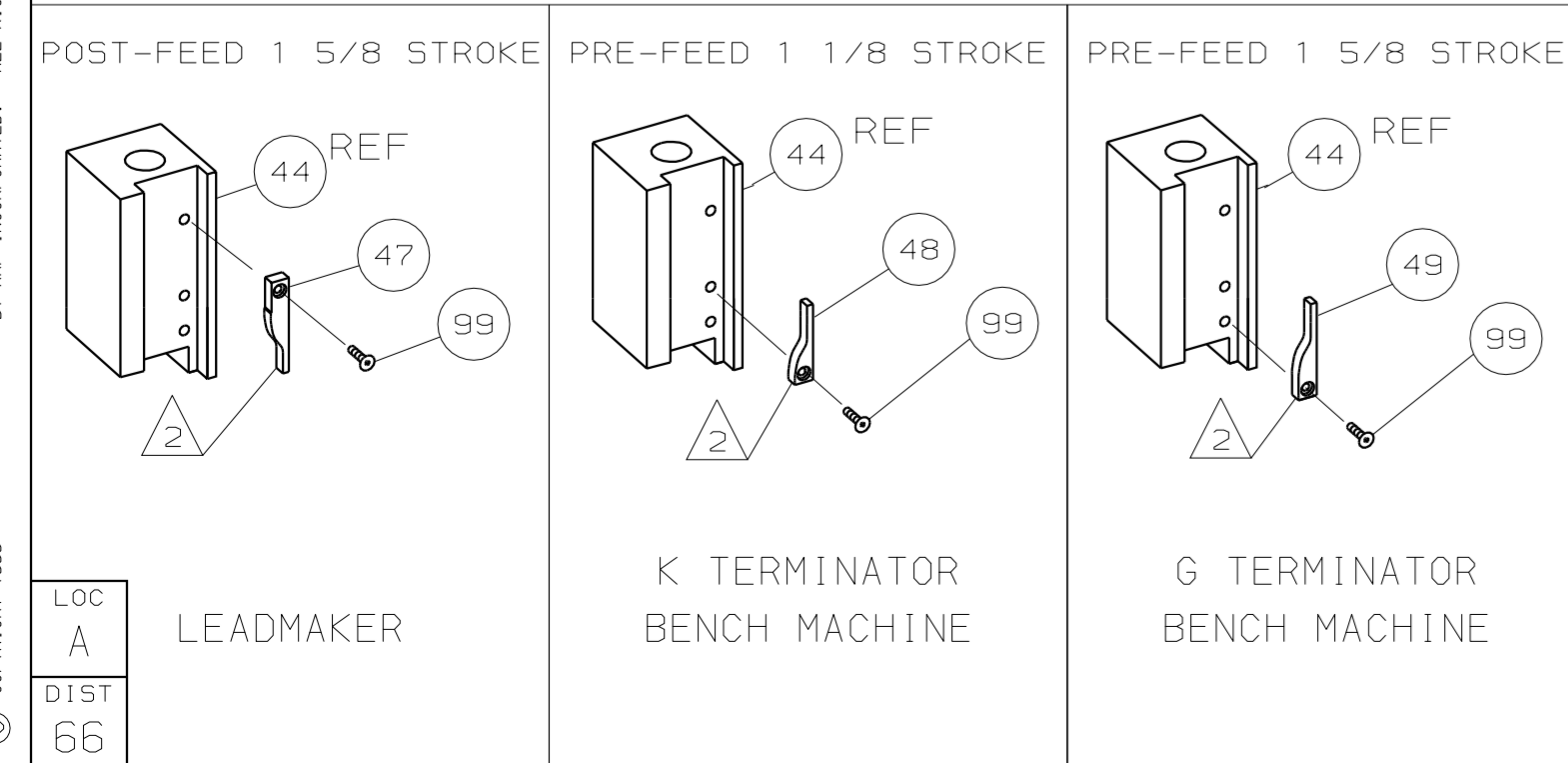
PART NUMBER	REV	FIRST USED
687866-1	B	OBSOLETE
687866-2	E	854400-1
687866-3	D	565435-5
687866-4	D	354500-1



TERMINAL NAME: RING & SPADE		CRIMPING DATA	
SPADE	RING	PAD LTR	CRIMP HEIGHT
34568	40639	A	.071 ±.002 [1.8 ±0.05mm]
40687	41269	B	.064 ±.002 [1.63 ±0.05mm]
485073	41383	C	.060 ±.002 [1.52 ±0.05mm]
350910		D	NOT USED
CRIMP	SIZE	TYPE	RANGE
WIRE	.100 [2.54mm]	F	20-16
INSUL	-	-	-

QTY	REF	REF	REF	U/M	DWG SIZE	PART NO	DESCRIPTION	ITEM NO
2	2	2	-	C		354779-2	PIN, WIRE DISC (.3000)C	129
2	2	2	-	C		9-354778-3	PIN, WIRE DISC (.2960)B	127
2	2	2	-	C		7-354778-9	PIN, WIRE DISC (.2890)A	126
1	1	1	-	A		986950-1	WASHER, FLAT PRECISION	125
REF	REF	REF	-	A		21045-3	RING, RET "C" (Ø.187)FD PIN	124
REF	REF	REF	-	A		5-21028-1	PIN, STD SPRING (Ø.12)FD ADJ ROD	122
REF	REF	REF	-	A		1-21030-7	PIN, DOWEL (Ø.187x1.50)HSG	120
REF	REF	REF	-	A		1-21030-1	PIN, DOWEL (Ø.187x.50)LEVER	119
REF	REF	REF	-	A		21899-4	WASHER, FLAT (Ø5/16)SCR ADJ	116
REF	REF	REF	-	A		21024-5	WASHER, LOCK (NO.10)FD ROD GDE	112
6	6	6	-	A		21024-4	WASHER, LOCK (NO.8)SHEAR BL	110
2	2	2	-	A		21018-4	NUT, HEX (4-40)DRAG	108
REF	REF	REF	-	A		21018-5	NUT, HEX (6-32)FD ADJ PL	107
2	2	2	-	A		21022-2	NUT, HEX SL (8-32)DRAG STUD	105
2	2	2	-	A		2-21006-6	SCR, SKT SET (4-40x.62)DRAG	102
1	1	1	-	A		21009-2	SCR, SKT SET (1/4-20x.25)RAM	101
2	2	2	-	A		21017-2	SCR, DRIVE (#2x.19)ID PLATE	100
1	1	1	-	A		1-21002-7	SCR, BHC (6-32x.38)CAM	99
1	1	1	-	B		461264-1	PLATE, IDENTIFICATION	98
REF	REF	REF	-	A		6-23715-5	SCR, PAN HD (8-32x1.50)FEED ADJ	97
2	2	2	-	A		2-21002-2	SCR, BHC (8-32x.50)STRIPPER	95
REF	REF	REF	-	A		2-21002-9	SCR, BHC (10-32x.75)HSG CAP	94
1	1	1	-	A		22733-8	SCR, BHC (8-32x.38 LW)ANVIL	93
4	4	4	-	A		3-21002-3	SCR, BHC (1/4-20x.50)ST GD PL	92
REF	REF	REF	-	A		2-22733-8	SCR, BHC (1/4-20x.62)BASE PL	91
REF	REF	REF	-	A		3-21000-7	SCR, SHC (10-32x.75)FEED ROD GDE	84
REF	REF	REF	-	A		3-21000-6	SCR, SHC (10-32x.62)FEED ADJ PL	82
REF	REF	REF	-	A		3-21000-4	SCR, SHC (10-32x.38)PIVOT BLOCK	81
2	2	2	-	A		3-21002-0	SCR, BHC (10-32x.88)SHEAR PL	80
-	REF	-	-	A		455745-1	GUARD, WINDOW	79
REF	-	-	-	A		679532-1	INSERT, GUARD	78
REF	REF	REF	-	A		458109-1	WASHER, FLAT (SPECIAL)	72
REF	REF	REF	-	A		690517-1	SPACER	71

QTY	REF	REF	REF	U/M	DWG SIZE	PART NO	DESCRIPTION	ITEM NO
-2							LEADMAKER	
-3							BENCH MODEL K	
-4							BENCH MODEL G	
REF	REF	REF	-	A		22594-8	NUT, HEX	70
REF	REF	REF	-	B		240628-1	PLATE, ADJ	69
REF	REF	REF	-	B		240626-1	SHAFT, PIVOT	68
REF	REF	REF	-	B		240633-1	BUSHING	67
REF	REF	REF	-	A		455680-1	LEVER, INTERMEDIATE	66
REF	REF	REF	-	B		240629-1	BLOCK, PIVOT	65
REF	REF	REF	-	A		240632-2	SCR, ADJ	64
REF	REF	REF	-	B		240659-3	PIN, CAM ROLLER	63
REF	REF	REF	-	B		240658-1	CAM, ROLLER	62
REF	REF	REF	-	B		454398-1	ROD, FEED	61
REF	REF	REF	-	C		454220-1	CAP, RAM	59
REF	REF	REF	-	D		453736-1	HOUSING	58
REF	REF	REF	-	B		240624-1	PIN, FEED FINGER	55
REF	REF	REF	-	B		691499-1	SPRING, FEED FINGER	54
REF	REF	REF	-	B		240635-1	FINGER, FEED	53
REF	REF	REF	-	B		240634-1	LEVER, TERMINAL	52
1	-	-	-	B		690602-6	CAM, PRE-FEED 1 5/8 ST	49
-	1	-	-	B		690602-5	CAM, PRE-FEED 1 1/8 ST	48
-	-	1	-	B		690501-4	CAM, POST-FEED 1 5/8 ST	47
1	1	1	-	A		690191-1	PLUG, NYLON	45
1	1	1	-	C		455674-1	RAM	44
1	1	1	-	A		690125-1	WASHER, LAMINATED	43
1	1	1	-	A		690124-1	WASHER, RAM	42
1	1	1	-	A		7-21002-9	BOLT, CRIMPER (5/16-24x1.00)	41
1	1	1	-	A		690223-2	SPACER, INSULATION DISC	38
1	1	1	-	D		354777-1	WIRE DISC, PLASTIC	37
1	1	1	-	A		22480-5	WASHER, SPRING	36
1	1	1	-	B		690212-1	POST, RAM	35
1	1	1	-	A		458980-1	APPLICATOR, BASIC (SUB ASSY)	32
1	1	1	-	B		3-690451-2	SPACER, STRIPPER	28
1	1	1	-	A		240639-1	STRIPPER	27
REF	REF	REF	-	C		455676-1	PLATE, BASE	26
2	2	2	-	A		22354-8	DRAG, STUD	25
1	1	1	-	B		455678-1	PLATE, STRIP GUIDE	24
2	2	2	-	A		4-22281-1	SPRING, DRAG	22
1	1	1	-	A		454177-1	DRAG, STOCK	20
1	1	1	-	C		1-458030-4	GUIDE, STRIP (REAR)	19
1	1	1	-	C		1-458031-4	GUIDE, STRIP (FRONT)	18
REF	REF	REF	-	A		454178-1	GUIDE, FEED ROD	17
REF	REF	REF	-	A		4-22284-9	SPRING, FEED RETURN	16
1	1	1	-	B		240644-1	PLATE, REAR SHEAR	11
2	2	2	-	C		1-240645-0	SPACER, SHEAR PLATE	10
1	1	1	-	B		690796-1	PLATE, FRONT SHEAR	9
1	1	1	-	D		2-240654-7	ANVIL	8
1	1	1	-	B		1-240651-6	BLADE, SLUG	7
1	1	1	-	B		5-240641-4	SPACER, SHEAR BLADE	5
1	1	1	-	C		456407-6	CRIMPER, WIRE	1



- 1 RECOMMENDED SPARE PARTS.
- 2 GREASE LIGHTLY.
- 3 GUARD MUST BE IN PLACE WHEN OPERATING APPLICATOR IN A BENCH MACHINE.
- 4 LUBRICATE DAILY USING NO. 20 MACHINE OIL.
- 5. ITEMS WITH QTY OF REF SPECIFIED (EXCEPT ITEMS 78 AND 79) ARE USED ON ITEM 32.

THIS DRAWING IS A CONTROLLED DOCUMENT.

RELEASED FOR PUBLICATION
 BY AMP INCORPORATED. ALL RIGHTS RESERVED.
 THIS DRAWING IS UNCLASSIFIED
 DATE 08/15/95 BY SP3/B

DIMENSIONS IN INCHES. DO NOT SCALE PRINT.
 TOLERANCES UNLESS OTHERWISE SPECIFIED:
 2 PLC DEC ±
 3 PLC DEC ±
 4 PLC DEC ±
 ANGLES ±
 SURF TEXTURE: REMOVE BURRS, BREAK SHARP EDGES R.015 MAX

MATL - HT TR - FIN -
 DR D. SALTZER 7/26/95 APP 8-4-95 T. BEDDICK
 CHK 8-4-95 REL 8/15/95 C. ERISMANN B. MORGAN
AMP AMP Incorporated Harrisburg, PA 17105-3608
 NAME END FEED HDM APPLICATOR MACHINE REF
 SCALE - DWG NO 687866 SHEET 1 OF 1 REV E1
 CAGE CODE 00779 CUSTOMER AND ASSEMBLY DRAWING RESTRICTED TO