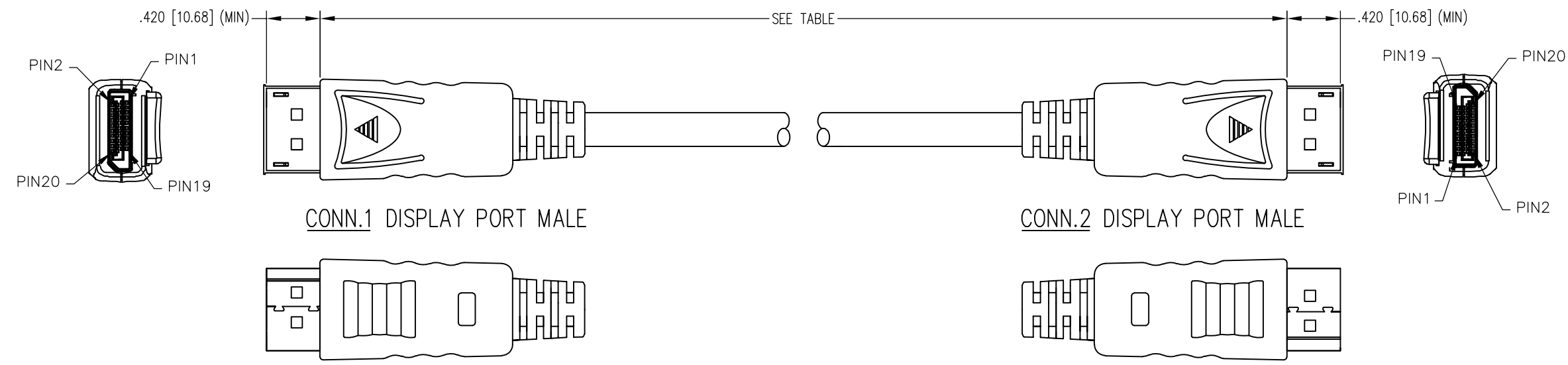


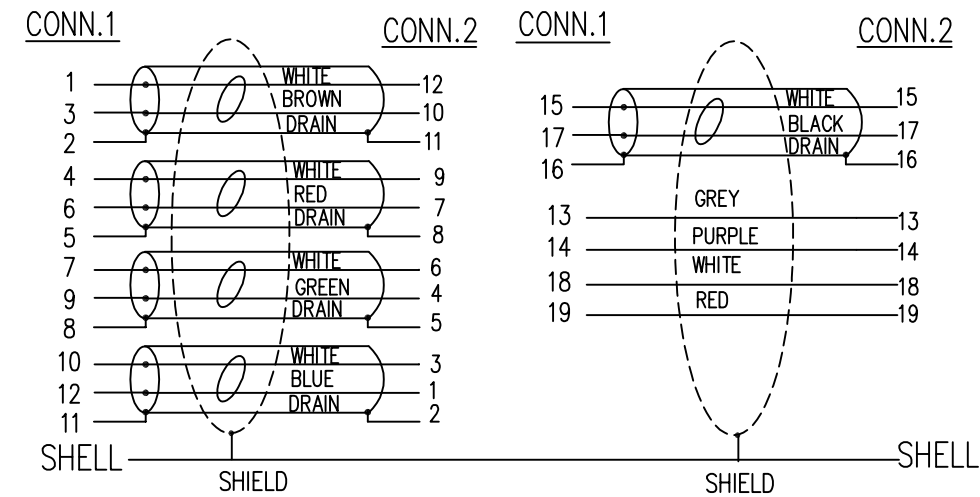
DATE	REV	ECN	APP'D. BY
5/29/19	A0	RELEASED	-
10/15/20	A1	11639	JE



CONN.1 DISPLAY PORT MALE

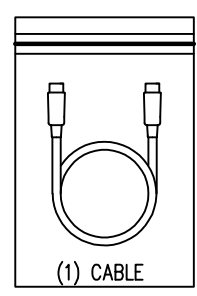
CONN.2 DISPLAY PORT MALE

PIN ASSIGNMENT




NOTES:

- COMPLIANT WITH DISPLAYPORT 1.2 SPECIFICATION.
- CONNECTOR COMPONENTS:
 TRANSPARENT DUST COVER
 INSIDE MOLDING: PE
 STRAIN RELIEF MOLDING: 45P PVC, BLACK
 OUTSIDE MOLDING: ABS, BLACK
 SHELL PLATING: GOLD FLASH
 CONTACT: GOLD PLATING
 DISPLAY PORT CABLE UL20276 (28AWG(7/0.127TC)
 *1P+D.W+AL+MYLAR)*5+28AWG (7/0.127TC)*5C+
 AL/MY+D.W+BD+JACKET PVC COLOR: BLACK
 OD: .29±.008 [7.3±0.2]
- ELECTRICAL TESTING:
 100% OPEN & SHORT & CONTINUITY WIRE TEST
 CONTACT RESISTANCE: 2 OHM(MAX)
 INSULATION RESISTANCE: 10M OHM(MIN)
 HI-POT TEST: DC 100V/10ms
- PACKAGING:
 ONE CABLE PER BAG



P/N	LENGTH
BC-DD003F	36±0.8 [915±20]
BC-DD006F	72±1.2 [1830±30]
BC-DD010F	120±1.6 [3050±40]

ASSEMBLY FORMAT REV. 6/3/05



THIRD ANGLE PROJECTION			206 Van Vorst Street Jersey City, NJ 07302 +1 201 432 0463 http://www.belfuse.com	
			TITLE: DISPLAY PORT MALE TO DISPLAY PORT MALE CABLE	
DO NOT SCALE DRAWING DRAWING IS SUBJECT TO CHANGE WITHOUT NOTICE		THIS DRAWING AND THE SUBJECT MATTER SHOWN THEREON ARE CONFIDENTIAL AND THE PROPRIETARY PROPERTY OF BEL FUSE, INC. AND SHALL NOT BE REPRODUCED, COPIED, OR USED IN ANY MANNER WITHOUT PRIOR WRITTEN CONSENT OF BEL FUSE, INC.		
DIMENSIONS: INCHES [METRIC]		DRN BY: JMM	DATE: 05/16/19	
UNLESS OTHERWISE SPECIFIED TOLERANCES ARE ±.005 [0.13] ANGLES ARE ± 1°		APPD BY: ADB	DATE: 05/29/19	
SHEET NO. 1 OF 1		DWG NO. CT999190	REV. A1	