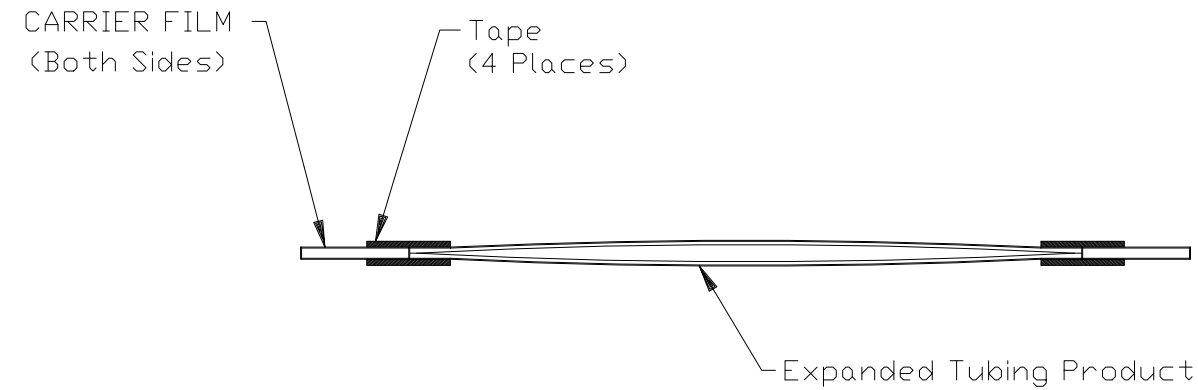
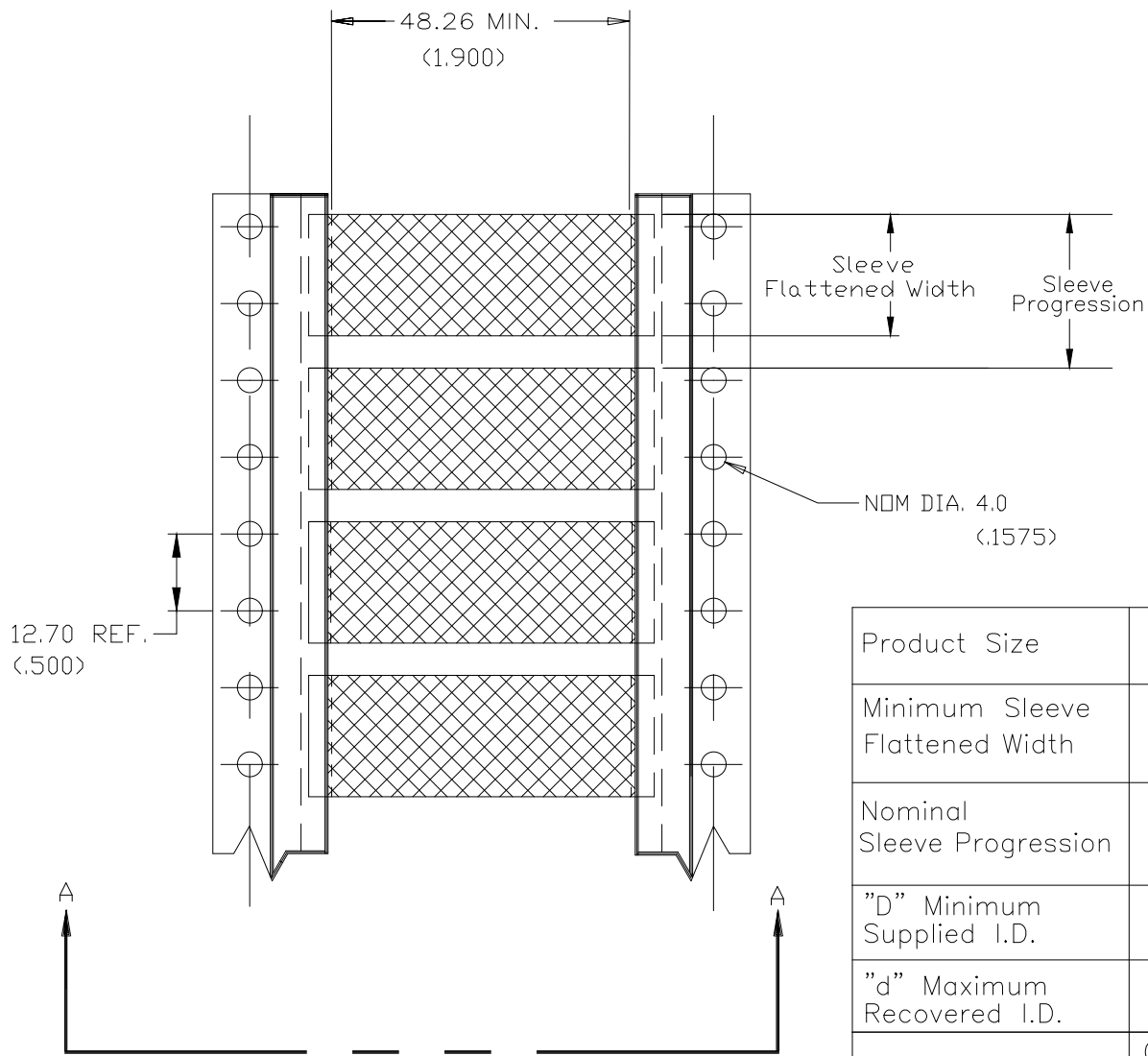
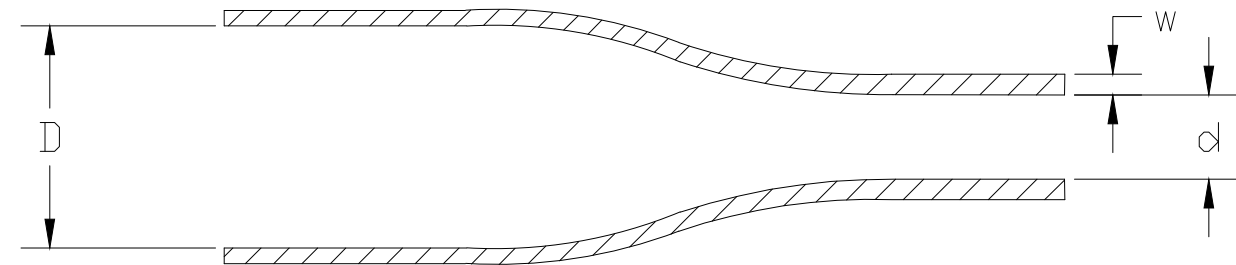


P	LTR	DESCRIPTION	DATE	DWN	APVD
2		INITIAL CUSTOMER DRAWING	30MAR2020	AFK	LS



Product Size	2.4	3.2	4.8	6.4	9.5	12.7	19.0	25.4	38.1
Minimum Sleeve Flattened Width	4.90 (.194)	6.50 (.256)	8.9 (.350)	11.0 (.433)	15.7 (.618)	20.7 (.815)	30.7 (1.209)	41.1 (1.618)	61.0 (2.402)
Nominal Sleeve Progression	12.70 (.500)	12.70 (.500)	12.70 (.500)	16.94 (.667)	25.40 (1.000)	29.64 (1.167)	42.34 (1.667)	50.80 (2.00)	72.0 (2.835)
"D" Minimum Supplied I.D.	2.40 (.094)	3.20 (.125)	4.80 (.189)	6.35 (.250)	9.50 (.375)	12.7 (.500)	19.0 (.750)	25.4 (1.00)	38.1 (1.50)
"d" Maximum Recovered I.D.	1.19 (.047)	1.60 (.063)	2.40 (.094)	3.20 (.126)	4.80 (.189)	6.40 (.250)	9.50 (.375)	12.7 (.500)	19.1 (.750)
"w" Recovered wall	0.50±0.10 (.020±.004)	0.50±0.10 (.020±.004)	0.51±0.11 (.020±.004)	0.65±0.15 (.026±.006)	0.65±0.15 (.026±.006)	0.65±0.15 (.026±.006)	0.75±0.15 (.030±.006)	0.90±0.15 (.035±.006)	1.00±0.20 (.039±.008)

DIMENSIONS IN mm (inches)



THIS DRAWING IS A CONTROLLED DOCUMENT.		DWN AFK CHK -	21FEB2020	TE Connectivity NAME ZHD-SCE	
DIMENSIONS: mm	TOLERANCES UNLESS OTHERWISE SPECIFIED:	APVD LS	30MAR2020		
	0 PLC ± -	PRODUCT SPEC		-	
	1 PLC ± -	RW-2536		-	
	2 PLC ± -	APPLICATION SPEC		SIZE	CAGE CODE
	3 PLC ± -	-		A3	0198G
	4 PLC ± -	-		DRAWING NO	
	ANGLES ± -	-		C=MCD160011	
MATERIAL	FINISH	WEIGHT	VARIOUS	RESTRICTED TO	
CROSSLINKED POLYOLEFIN	-	CUSTOMER DRAWING		SCALE	SHEET
				-	1 OF 1
					REV 2